

“Emission & Regeneration” Unified Field Theory.

Oswaldo Domann

odomann@yahoo.com

Last revision April 2019

(This paper is an extract of [11] listed in section Bibliography.)

Copyright. All rights reserved.

Abstract

The methodology of today’s theoretical physics consists in introducing first all known forces by separate definitions independent of their origin, arriving then to quantum mechanics after postulating the particle’s wave, and is then followed by attempts to infer interactions of particles and fields postulating the invariance of the wave equation under gauge transformations, allowing the addition of minimal substitutions.

The origin of the limitations of our standard theoretical model is the assumption that the energy of a particle is concentrated at a small volume in space. The limitations are bridged by introducing artificial objects and constructions like particles wave, gluons, strong force, weak force, gravitons, dark matter, dark energy, big bang, etc.

The proposed approach models subatomic particles such as electrons and positrons as focal points in space where continuously fundamental particles are emitted and absorbed, fundamental particles where the energy of the electron or positron is stored as rotations defining longitudinal and transversal angular momenta (fields). Interaction laws between angular momenta of fundamental particles are postulated in that way, that the basic laws of physics (Coulomb, Ampere, Lorentz, Maxwell, Gravitation, bending of particles and interference of photons, Bragg, etc.) can be derived from the postulates. This methodology makes sure, that the approach is in accordance with the basic laws of physics, in other words, with well proven experimental data.

Due to the dynamical description of the particles the proposed approach has not the limitations of the standard model and is not forced to introduce artificial objects or constructions.

All forces are the product of electromagnetic interactions described by QED.

Contents

1	Introduction.	5
2	Space distribution of the energy of basic subatomic particles.	7
3	Definition of the field magnitudes dH_s and dH_n.	9
4	Linear momentum generated out of opposed angular momenta.	10
4.1	Total linear momentum out of dE_p	10
4.2	Elementary linear momentum out of dE_h	11
5	Interaction laws for field components and generation of linear momentum.	13
6	Fundamental equations for the calculation of linear momenta between subatomic particles.	14
7	Force quantification and the radius of a BSPs.	16
8	Analysis of linear momentum between two static BSPs.	16
8.1	Potential energy of the “E & R” model	20
9	Corner-pillars of the “E & R” UFT model	22
10	Differences between the Standard and the E & R Models in Particle Physics.	23
11	Mass and charge in the E & R Model	25
12	Ampere bending (Bragg law).	25
13	Induction between a moving and a probe BSP.	27
14	The $\bar{d}H_n$ field induced at a point P during reintegration of a migrated BSP to its nucleus.	28
15	Newton gravitation force.	30
16	Ampere gravitation force.	32
16.1	Flattening of galaxies’ rotation curve.	35
17	The charge of the electron and positron as the parametre for classifications and quantizations.	37

17.1	The Coulomb force.	38
17.2	The Ampere force.	39
17.3	The Newton gravitation force.	39
17.4	The Ampere gravitation force.	40
17.5	The Quarks.	40
18	QED and QCD	45
19	Atomic clocks and gravitation.	45
20	Quantification of irradiated energy and movement.	46
20.1	Quantification of irradiated energy.	46
20.1.1	Fundamental equations expressed as functions of the powers exchanged by the BSPs.	48
20.1.2	Physical interpretation of an electron and positron as radiating and absorbing FPs:	50
20.2	Energy and density of Fundamental Particles.	51
20.2.1	Energy of Fundamental Particles.	51
20.2.2	Density of Fundamental Particles.	53
20.3	Quantification of movement.	54
21	Quantification of forces between BSPs and CSPs.	55
21.1	Quantification of the Coulomb force.	56
21.2	Quantification of the Ampere force between straight infinite parallel conductors.	56
21.3	Quantification of the induced gravitation force (Newton).	57
21.4	Quantification of the gravitation force due to parallel reintegrating BSPs (Ampere).	58
21.5	Quantification of the total gravitation force.	59
22	Electromagnetic and Gravitation emissions.	59
23	Conventions introduced for BSPs.	62
24	The spin and the negative energy of particles.	71
25	Flux density of FPs and scattering of particles.	71
25.1	Flux density of FPs.	71
25.2	Scattering of particles.	72
25.3	Feynman diagram.	75

26 Emission Theory	76
26.1 Binary pulsar.	79
26.2 Sagnac effect.	81
27 Stern-Gerlach experiment.	84
28 Physical interpretation of charge, spin and negative energy in the $E&R$ model.	86
29 BSP with light speed.	87
29.1 Redshift of the energy of a complex BSP with light speed (photon) in the presence of matter.	89
29.1.1 Refraction and red-shift at the sun.	90
29.1.2 Cosmic Microwave Background radiation.	91
30 Epicycles of the Standard Model.	91
31 Interpretation of Data in a theoretical frame.	94
32 Findings of the proposed approach.	96
Bibliography	98

1 Introduction.

An axiomatic approach was used for the deduction of the “Emission & Regeneration” Field Theory. To find the laws of interactions between the angular momenta of Fundamental Particles (FPs) a recursive procedure was followed until the well proven laws of physics, which describe the forces between particles, were obtained.

Fig. 1 shows schematically the difference between the proposed approach and the mainstream theory.

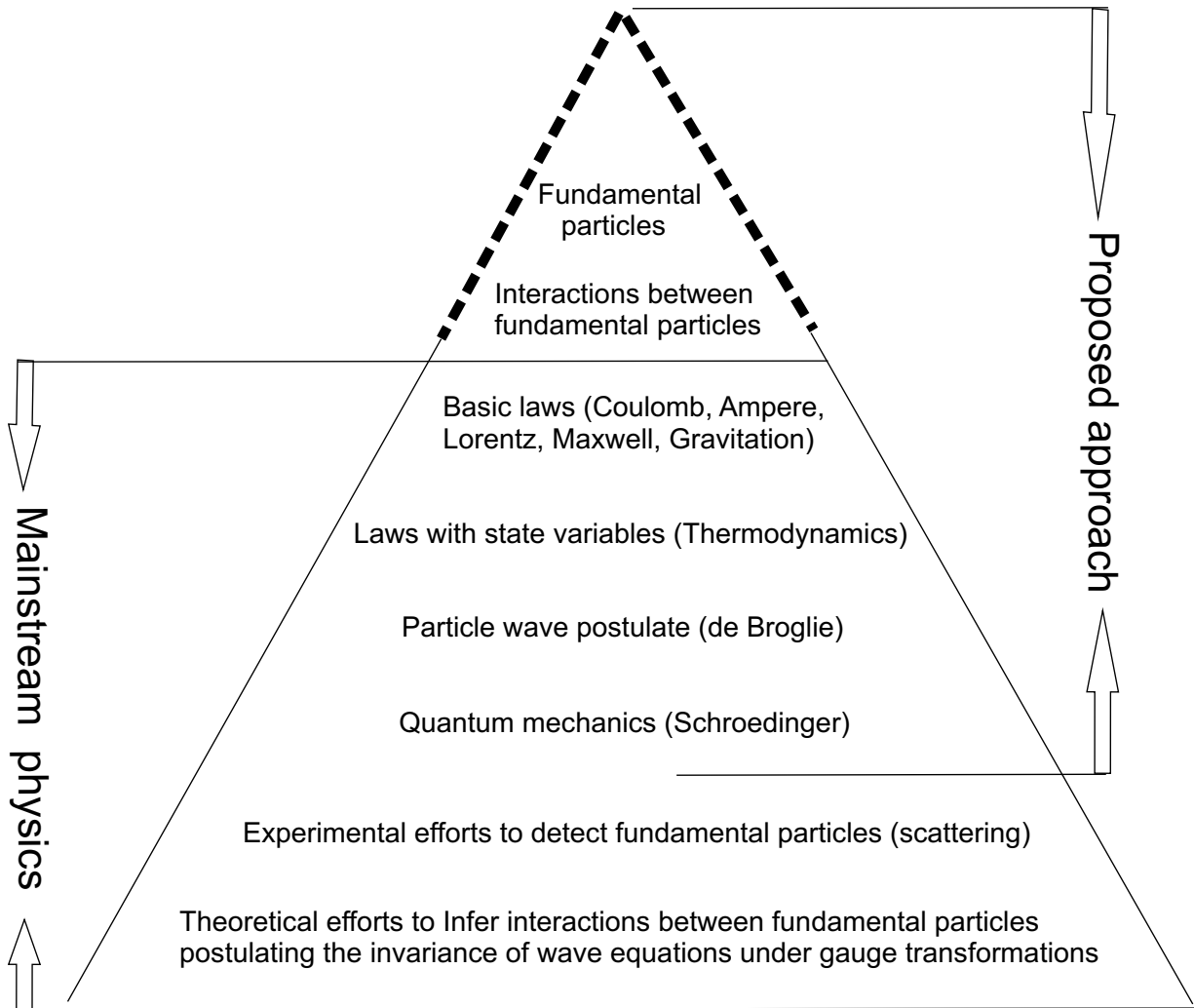


Figure 1: Methodology followed by the present approach

The approach is based on the following main conceptual steps:

The energy of an electron or positron is modeled as being distributed in the space around the particle’s radius r_o and stored in fundamental particles (FPs) with longitudinal and transversal angular momenta. FPs are emitted continuously with the speed $v_e \bar{s}_e$ and regenerate the electron or positron continuously with the speed $v_r \bar{s}$. There are two types of FPs, one type that moves with light speed and the other type that

moves with nearly infinite speed relative to the focal point of the electron or positron.
 The concept is shown in Fig. 2.

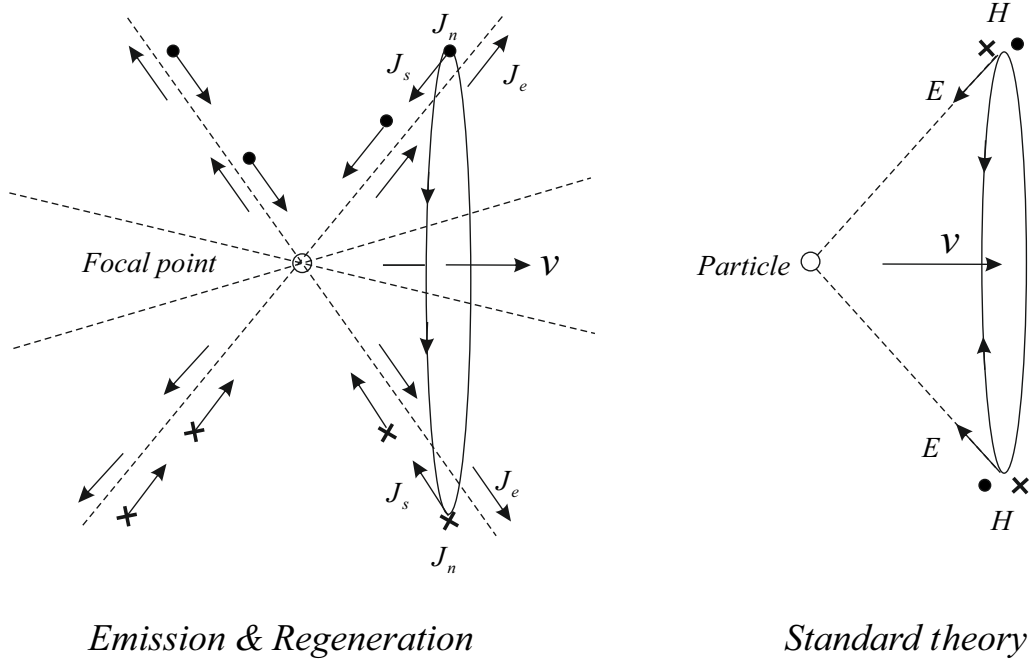


Figure 2: Particle as focal point in space

Electrons and positrons emit and are regenerated always by different types of FPs (see sec. 23) resulting the accelerating and decelerating electrons and positrons which have respectively regenerating FPs with light and infinite speed.

The density of FPs around the particle's radius r_o has a radial distribution and follows the inverse square distance law.

The concept is shown in Fig. 3

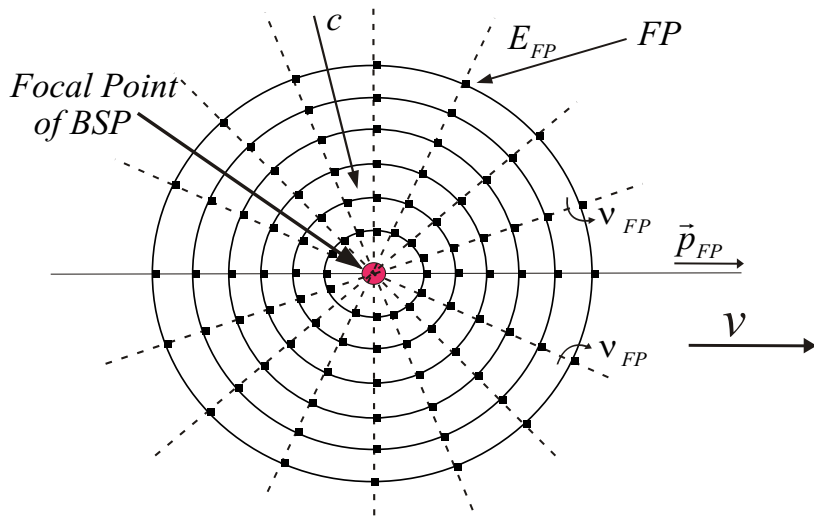
Field magnitudes $d\bar{H}$ are defined as square roots of the energy stored in the FPs. Interaction laws between the fields $d\bar{H}$ of electrons and positrons are defined to obtain pairs of opposed angular momenta \bar{J}_n on their regenerating FPs, pairs that generate linear momenta \bar{p}_{FP} responsible for the forces.

Based on the conceptual steps, equations for the vector fields $d\bar{H}$ are obtained that allow the deduction of all experimentally proven basic laws of physics, namely, Coulomb, Ampere, Lorentz, Gravitation, Maxwell, Bragg, Stern Gerlach and the flattening of galaxies' rotation curve.

Note: In this approach

Basic Subatomic Particles (**BSPs**) are:

- for $v < c$ the electron and the positron
- for $v = c$ the neutrino



$$dE = dN_{FP} E_{FP} \quad dN_{FP} = \omega_{FP} dV = \frac{1}{2\pi} \frac{E}{E_{FP}} d\kappa$$

Figure 3: Regenerating Fundamental Particles of a BSP

Complex Subatomic Particles (**CSPs**) are:

- for $v < c$ the proton, the neutron and nuclei of atoms.
- for $v = c$ the photon.

BSPs and CSPs with speeds $v < c$ emit and are regenerated by FPs that are provided by the emissions of other BSPs and CSPs with speeds $v < c$.

BSPs and CSPs with $v = c$ don't emit and are not regenerated by FPs and move therefore independent from other particles.

2 Space distribution of the energy of basic subatomic particles.

The total energy of a basic subatomic particle (BSP) with constant $v \neq c$ is

$$E = \sqrt{E_o^2 + E_p^2} \quad E_o = m c^2 \quad E_p = p c \quad p = \frac{m v}{\sqrt{1 - \frac{v^2}{c^2}}} \quad (1)$$

The total energy $E = E_e$ is split in

$$E_e = E_s + E_n \quad \text{with} \quad E_s = \frac{E_o^2}{\sqrt{E_o^2 + E_p^2}} \quad \text{and} \quad E_n = \frac{E_p^2}{\sqrt{E_o^2 + E_p^2}} \quad (2)$$

and differential emitted dE_e and regenerating dE_s and dE_n energies are defined

$$dE_e = E_e d\kappa = \nu J_e \quad dE_s = E_s d\kappa = \nu J_s \quad dE_n = E_n d\kappa = \nu J_n \quad (3)$$

with the distribution equation

$$d\kappa = \frac{1}{2} \frac{r_o}{r^2} dr \sin \varphi d\varphi \frac{d\gamma}{2\pi} \quad (4)$$

The distribution equation $d\kappa$ gives the part of the total energy of a BSP moving with $v \neq c$ contained in the differential volume $dV = dr r d\varphi r \sin \varphi d\gamma$.

The concept is shown in Fig. 4.

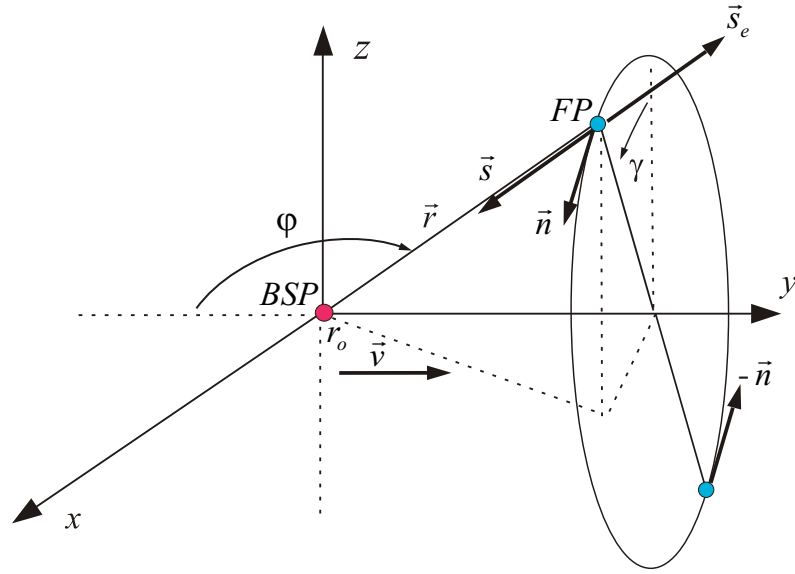


Figure 4: Unit vector \bar{s}_e for an emitted FP and unit vectors \bar{s} and \bar{n} for a regenerating FP of a BSP moving with $v \neq c$

The differential energies are stored as rotations in the FPs which define the longitudinal angular momenta $\bar{J}_e = J_e \bar{s}_e$ of emitted FPs and the longitudinal $\bar{J}_s = J_s \bar{s}$ and transversal $\bar{J}_n = J_n \bar{n}$ angular momenta of regenerating FPs (see also Fig. 2).

The rotation sense in moving direction of emitted longitudinal angular momenta \bar{J}_e defines the sign of the charge of a BSP. Rotation senses of \bar{J}_e and \bar{J}_s are always opposed. The direction of the transversal angular momentum \bar{J}_n is the direction of a right screw that advances in the direction of the velocity v and is independent of the sign of the charge of the BSP.

Conclusion: The elementary charge is replaced by the energy (or mass) of a resting electron ($E_e = 0.511 \text{ MeV}$). The charge of a complex SP (e.g. proton) is given by the difference between the **constituent** numbers of BSPs with positive $\bar{J}_e^{(+)}$ and negative $\bar{J}_e^{(-)}$ that integrate the complex SP, multiplied by the energy of a resting electron. As

examples we have for the proton with $n^+ = 919$ and $n^- = 918$ and a binding energy of $E_{B_{prot}} = -0.43371 \text{ MeV}$ a charge of $(n^+ - n^-) * 0.511 = 0.511 \text{ MeV}$, and for the neutron with $n^+ = 919$ and $n^- = 919$ and a binding energy of $E_{B_{neutr}} = 0.34936 \text{ MeV}$ a charge of $(n^+ - n^-) * 0.511 = 0.0 \text{ MeV}$.

The unit of the charge thus is the Joule (or kg). The conversion from the electric current I_c (Ampere) to the mass current I_m is given by

$$I_m = \frac{m}{q} I_c = 5,685631378 \cdot 10^{-12} I_c \left[\frac{kg}{s} \right] \quad (5)$$

with m the electron mass in kilogram and q the elementary charge in Coulomb.

Note: The Lorentz invariance of the charge from today's theory has its equivalent in the invariance of the difference between the **constituent** numbers of BSPs with positive $\bar{J}_e^{(+)}$ and negative $\bar{J}_e^{(-)}$ that integrate the complex SP, multiplied by the energy of a resting electron. In the present paper the denomination **charge** will be used according the previous definition.

3 Definition of the field magnitudes dH_s and dH_n .

The field dH at a point in space is defined as that part of the square root of the energy of a BSP that is given by the distribution equation $d\kappa$. The differential values dE and dH refer to the differential volume $dV = dr r d\varphi r \sin \varphi d\gamma$ (see also eq. (2)). For the emitted field we have

$$d\bar{H}_e = H_e d\kappa \bar{s}_e \quad \text{with} \quad H_e^2 = E_e \quad (6)$$

The longitudinal component of the regenerating field at a point in space is defined as

$$d\bar{H}_s = H_s d\kappa \bar{s} \quad \text{with} \quad H_s^2 = E_s = \frac{E_o^2}{\sqrt{E_o^2 + E_p^2}} \quad (7)$$

The transversal component of the regenerating field at a point in space is defined as

$$d\bar{H}_n = H_n d\kappa \bar{n} \quad \text{with} \quad H_n^2 = E_n = \frac{E_p^2}{\sqrt{E_o^2 + E_p^2}} \quad (8)$$

For the total field magnitude H_e it is

$$H_e^2 = H_s^2 + H_n^2 \quad \text{with} \quad H_e^2 = E_e \quad (9)$$

The vector \bar{s}_e is an unit vector in the moving direction of the emitted FP (Fig. 4). The vector \bar{s} is an unit vector in the moving direction of the regenerating FP. The vector \bar{n} is an unit vector transversal to the moving direction of the regenerating FP and oriented according the right screw rule relative to the velocity \bar{v} of the BSP.

Conclusion: BSPs are structured particles with emitted and regenerating FPs with longitudinal and transversal angular momenta. The rotation sense of the angular momenta of the emitted FPs defines the sign of the charge of the BSP. The longitudinal angular momenta of the regenerating FPs define the rest energy and the transversal angular momenta of the regenerating FPs define the kinetic energy of the BSP.

4 Linear momentum generated out of opposed angular momenta.

4.1 Total linear momentum out of dE_p .

Fig. 5 shows how the linear momentum dp is calculated out of the opposed angular momenta \bar{J}_n and $-\bar{J}_n$ for a single moving subatomic particle (SP). For the single particle it is $dp = 0$ what means that $p = mv$ is constant in time.

Two SPs interact trough the cross or scalar products of the angular momenta of their FPs. For SP “1” and SP “2” we can write in a general form:

$$J \bar{e} = \sqrt{J_1} \bar{e}_1 \times \sqrt{J_2} \bar{e}_2 \quad (10)$$

with \bar{e} the unit vector. With $dE_i = \nu J_i = E_i d\kappa_i$ and $E_i = E_i(v)$ and $d\kappa = d\kappa(r_o, r, \varphi, \gamma)$ we get

$$dE \bar{e} = \sqrt{E_1} d\kappa_1 \bar{e}_1 \times \sqrt{E_2} d\kappa_2 \bar{e}_2 \quad (11)$$

and with $dH_i = \sqrt{E_i} d\kappa_i$ we get

$$dE \bar{e} = dH_1 \bar{e}_1 \times dH_2 \bar{e}_2 = d\bar{H} \times d\bar{H}_2 \quad (12)$$

We define that

$$dE'_p \bar{e} = \sqrt{E_1} \int_{r_o}^{\infty} d\kappa_1 \bar{e}_1 \times \sqrt{E_2} \int_{r_o}^{\infty} d\kappa_2 \bar{e}_2 = \int_{r_o}^{\infty} d\bar{H}_1 \times \int_{r_o}^{\infty} d\bar{H}_2 \quad (13)$$

and that

$$dE_p = \frac{1}{2\pi R} \oint dE'_p \bar{e} \cdot d\bar{l} \quad dp = \frac{1}{c} dE_p \quad dF = \frac{dp}{dt} \quad (14)$$

Linear momentum out of opposed angular momenta

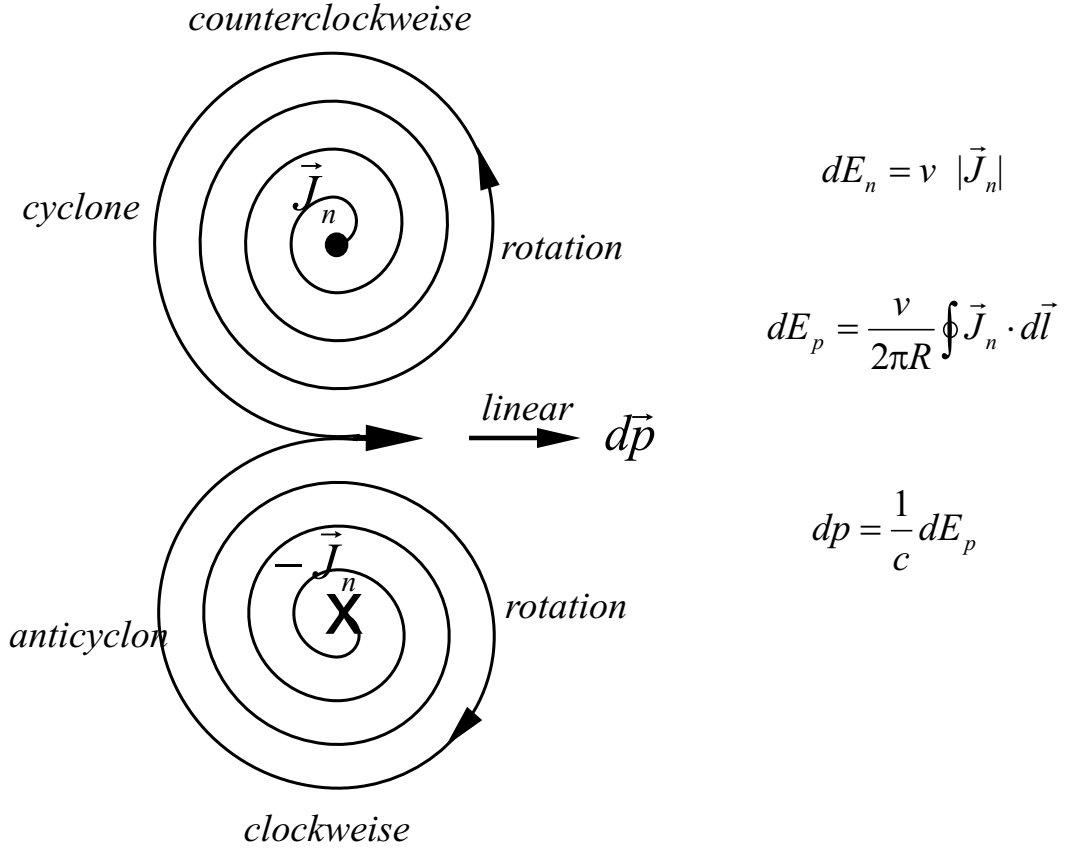


Figure 5: Generation of linear momentum out of opposed angular momenta

Note: For the Coulomb interaction $\bar{e}_i = \bar{s}_i$. For the Ampere interaction $\bar{e}_i = \bar{n}_i$ and for the inductive interaction $\bar{e}_1 = \bar{n}_1$ and $\bar{e}_2 = \bar{s}_2$ and the cross product has to be changed to the scalar product.

4.2 Elementary linear momentum out of dE_h .

The energy stored in the longitudinal angular momentum J_n of a BSP moving with v and which corresponds to a volume dV was defined as

$$dE_n = E_n d\kappa = J_n \nu \quad (15)$$

The concept is shown in Fig.6

We now define N as the number of the elementary energy $dE_h = h\nu$ contained in

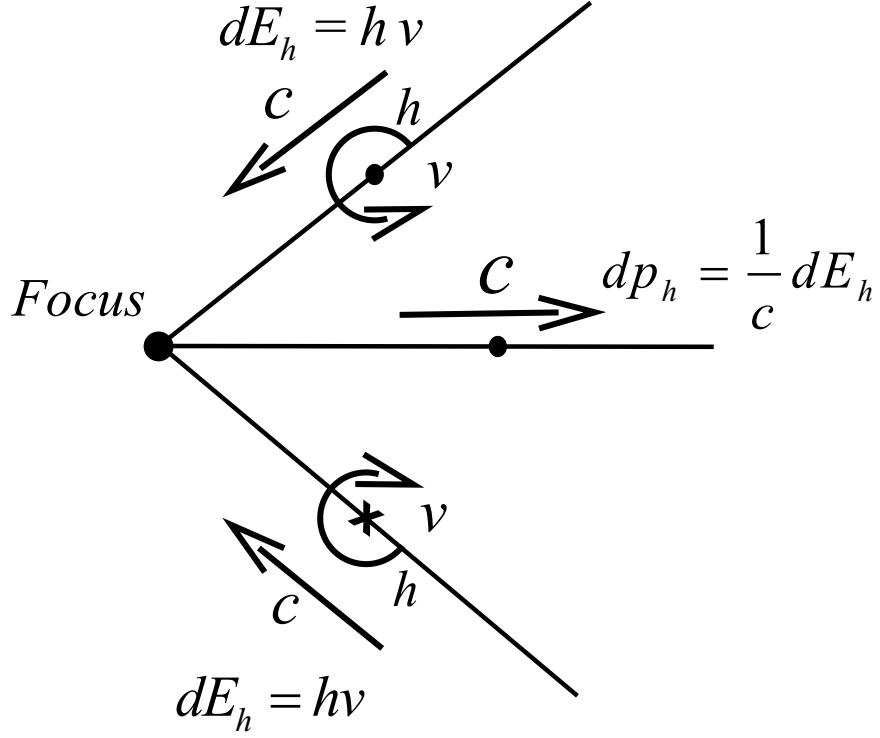


Figure 6: Generation of elementary linear momentum out of opposed elementary angular momenta

the energy dE_n of the volume dV .

$$N_n = \frac{dE_n}{dE_h} = \frac{J_n}{h} \quad \text{with} \quad dE_h = h \nu \quad (16)$$

The linear momentum defines a relative movement to a static BSA and is given by

$$dp_{ind}^{(n)} = \frac{1}{c} d\bar{H}_n \cdot d\bar{H}_{s_p} \quad (17)$$

where $d\bar{H}_n$ is the transversal field of the moving BSP and $d\bar{H}_{s_p}$ is the longitudinal field of the static porbe BSP. With

$$dH_n = \sqrt{E_n} d\kappa_{r_r} = \sqrt{N_n} dE_h \quad \text{and} \quad dH_{s_p} = \sqrt{E_s} d\kappa_{r_p} = \sqrt{N_s} dE_h \quad (18)$$

we get

$$dp_{ind}^{(n)} = \frac{1}{c} \sqrt{N_n N_s} dE_h \quad (19)$$

If we define the elementary linear momentum p_h as

$$p_h = \frac{1}{c} dE_h = \frac{h}{c} \nu \quad (20)$$

and assume that $N_n = N_s = N$ we get for the total linear momentum

$$dp_{ind}^{(n)} = N p_h \quad (21)$$

5 Interaction laws for field components and generation of linear momentum.

The interaction laws for the field components $d\bar{H}_s$ and $d\bar{H}_n$ are derived from the following interaction postulates for the longitudinal \bar{J}_s and transversal \bar{J}_n angular momenta.

1) If two fundamental particles from two static BSPs cross, their longitudinal rotational momenta J_s generate the following transversal rotational momentum

$$\bar{J}_{n_1}^{(s)} = - \text{sign}(\bar{J}_{s_1}) \text{sign}(\bar{J}_{s_2}) (\sqrt{J_{s_1}} \bar{s}_1 \times \sqrt{J_{s_2}} \bar{s}_2) \quad (22)$$

If both sides of eq. (22) are multiplied with $\sqrt{\nu_{s_1} d\kappa_1}$ and $\sqrt{\nu_{s_2} d\kappa_2}$, with ν_s the rotational frequency, results the differential energy

$$dE_{n_1}^{(s)} = \left| \sqrt{\nu_{s_1} J_{s_1} d\kappa_1} \bar{s}_1 \times \sqrt{\nu_{s_2} J_{s_2} d\kappa_2} \bar{s}_2 \right| \quad (23)$$

or

$$dE_{n_1}^{(s)} = | dH_{s_1} \bar{s}_1 \times dH_{s_2} \bar{s}_2 | \quad \text{with} \quad dH_{s_i} \bar{s}_i = \sqrt{\nu_{s_i} J_{s_i} d\kappa_i} \bar{s}_i \quad (24)$$

If at the same time two other fundamental particles from the same two static BSPs generate a transversal rotational momentum $-\bar{J}_{n_1}^{(s)}$, so that the components of the pair are equal and opposed, the generated linear momentum on the two BSPs is

$$dp = \frac{1}{c} dE_p^{(s)} \quad \text{with} \quad dE_p^{(s)} = \left| \int_{r_{r_1}}^{\infty} dH_{s_1} \bar{s}_1 \times \int_{r_{r_2}}^{\infty} dH_{s_2} \bar{s}_2 \right| \quad (25)$$

2) If two fundamental particles from two moving BSPs cross, their transversal rotational momenta J_n generate the following rotational momentum.

$$\bar{J}_1^{(n)} = - \text{sign}(\bar{J}_{s_1}) \text{sign}(\bar{J}_{s_2}) (\sqrt{J_{n_1}} \bar{n}_1 \times \sqrt{J_{n_2}} \bar{n}_2) \quad (26)$$

If both sides of the equation are multiplied with $\sqrt{\nu_{n_1} d\kappa_1}$ and $\sqrt{\nu_{n_2} d\kappa_2}$, with ν_n

the rotational frequency, and the absolute value is taken, it is

$$dE_1^{(n)} = | dH_{n_1} \bar{n}_1 \times dH_{n_2} \bar{n}_2 | \quad \text{with} \quad dH_{n_i} \bar{n}_i = \sqrt{\nu_{n_i} J_{n_i} d\kappa_i} \bar{n}_i \quad (27)$$

If at the same time two other fundamental particles from the same two moving BSPs cross, and their transversal rotational momenta generate a rotational momentum $-\bar{J}_1^{(n)}$, so that the components of the pair are equal and opposed, the generated linear momentum on the two BSPs is

$$dp = \frac{1}{c} dE_p^{(n)} \quad \text{with} \quad dE_p^{(n)} = \left| \int_{r_{r_1}}^{\infty} dH_{n_1} \bar{n}_1 \times \int_{r_{r_2}}^{\infty} dH_{n_2} \bar{n}_2 \right| \quad (28)$$

3) If a FP 1 with an angular momentum \bar{J}_1 crosses with a FP 2 with a longitudinal angular momentum \bar{J}_{s_2} , the orthogonal component of \bar{J}_1 to \bar{J}_{s_2} is transferred to the FP 2, if at the same instant between two other FPs 3 and 4 an orthogonal component is transferred which is opposed to the first one. (see Fig. 14)

6 Fundamental equations for the calculation of linear momenta between subatomic particles.

The Fundamental equations for the calculation of linear momenta according to the interaction postulates are:

a) The equation for the calculation of linear momentum between two static BSPs according postulate 1) is

$$dp_{stat} \bar{s}_R = \frac{1}{c} \oint_R \left\{ \frac{\bar{dl} \cdot (\bar{s}_{e_1} \times \bar{s}_{s_2})}{2\pi R} \int_{r_1}^{\infty} H_{e_1} d\kappa_{r_1} \int_{r_2}^{\infty} H_{s_2} d\kappa_{r_2} \right\} \bar{s}_R \quad (29)$$

where $H_{e_1} d\kappa_{r_1} \bar{s}_{e_1}$ is the longitudinal field of the emitted FPs of particle 1 and $H_{s_2} d\kappa_{r_2} \bar{s}_{s_2}$ is the longitudinal field of the regenerating FPs of particle 2. The unit vector \bar{s}_R is orthogonal to the plane that contains the closed path with radius R .

The linear momentum generated between two static BSPs is the origin of all movements of particles. The law of Coulomb is deduced from eq. (29) and because of its importance is analyzed in sec. 8.

b) The equation for the calculation of linear momentum between two moving BSPs

according to postulate 2) is

$$dp_{dyn} \bar{s}_R = \frac{1}{c} \oint_R \left\{ \frac{\bar{dl} \cdot (\bar{n}_1 \times \bar{n}_2)}{2\pi R} \int_{r_1}^{\infty} H_{n_1} d\kappa_{r_1} \int_{r_2}^{\infty} H_{n_2} d\kappa_{r_2} \right\} \bar{s}_R \quad (30)$$

where $H_{n_1} d\kappa_{r_1} \bar{n}_1$ is the transversal field of the regenerating FPs of particle 1 and $H_{n_2} d\kappa_{r_2} \bar{n}_2$ is the transversal field of the regenerating FPs of particle 2.

The laws of Lorentz, Ampere and Bragg are deduced from equation (30).

c) The equations for the calculation of the induced linear momentum between a moving and a static probe BSP_p according to postulate 3) are

$$dp_{ind}^{(s)} \bar{s}_R = \frac{1}{c} \oint_R \left\{ \frac{\bar{dl} \cdot \bar{s}}{2\pi R} \int_{r_r}^{\infty} H_s d\kappa_{r_r} \int_{r_p}^{\infty} H_{s_p} d\kappa_{r_p} \right\} \bar{s}_R \quad (31)$$

$$dp_{ind}^{(n)} \bar{s}_R = \frac{1}{c} \oint_R \left\{ \frac{\bar{dl} \cdot \bar{n}}{2\pi R} \int_{r_r}^{\infty} H_n d\kappa_{r_r} \int_{r_p}^{\infty} H_{s_p} d\kappa_{r_p} \right\} \bar{s}_R \quad (32)$$

The upper indexes (s) or (n) denote that the linear momentum $d' p_{ind}$ on the static probe BSP_p (subindex s_p) is induced by the longitudinal (s) or transversal (n) field component of the moving BSP.

The Maxwell, gravitation and bending laws are deduced from equations (31) and (32).

The total linear momentum for all equations is given by

$$\bar{p} = \int_{\sigma} dp \bar{s}_R \quad (33)$$

where \int_{σ} symbolizes the integration over the whole space.

Conclusion: All forces can be expressed as rotors from the vector field $d\bar{H}$ generated by the longitudinal and transversal angular momenta of the two types of fundamental particles defined in chapter 1.

$$d\bar{F} = \frac{dp}{dt} = \frac{1}{8\pi} \sqrt{m} r_o \text{rot} \frac{d}{dt} \int_{r_r}^{\infty} d\bar{H} \quad (34)$$

7 Force quantification and the radius of a BSPs.

The relation between the force and the linear momentum for all the fundamental equations of chapter 6 is given by

$$\bar{F} = \frac{\Delta p}{\Delta t} \bar{s}_R \quad \text{with} \quad \Delta p = p - 0 = p \quad (35)$$

The force is quantized in force quanta

$$F = \Delta p \nu \quad \text{with} \quad \nu = \frac{1}{\Delta t} \quad (36)$$

and Δp the quantum of action.

The time Δt between the two BSPs is defined as

$$\Delta t = K r_{o_1} r_{o_2} \quad \text{where} \quad K = 5.4271 \cdot 10^4 \left[\frac{s}{m^2} \right] \quad (37)$$

is a constant and r_{o_1} and r_{o_2} are the radii of the BSPs.

The constant K results when eqs. (29) and (30) are equalized respectively with the Coulomb and the Ampere equations

$$F_{stat} = \frac{1}{4\pi\epsilon_o} \frac{Q_1 Q_2}{d^2} \quad F_{dyn} = \frac{\mu_o}{2\pi} \frac{I_1 I_2}{d} \quad (38)$$

The radius r_o of a particle is given by

$$r_o = \frac{\hbar c}{E} \quad \text{with} \quad E = \sqrt{E_o^2 + E_p^2} \quad \text{for BSPs with } v \neq c \quad (39)$$

and

$$E = \hbar\omega \quad \text{for BSPs with } v = c \quad (40)$$

and is derived from the quantified far field of the irradiated energy of an oscillating BSP [11].

8 Analysis of linear momentum between two static BSPs.

In this section the static eq.(29) is analyzed in order to explain

- why BSPs of equal sign don't repel in atomic nuclei
- how gravitation forces are generated

- why atomic nuclei radiate

Although the analysis is based only on the static eq.(29) for two BSPs, neglecting the influence of the important dynamic eq.(30) that explains for instance the magnetic moment of nuclei, it shows already the origin of the above listed phenomena.

With the integration limits shown in Fig. 7 and considering that for static BSPs it is $r_{o1} = r_{o2} = r_o$ and $m_1 = m_2 = m$, the integration limits are

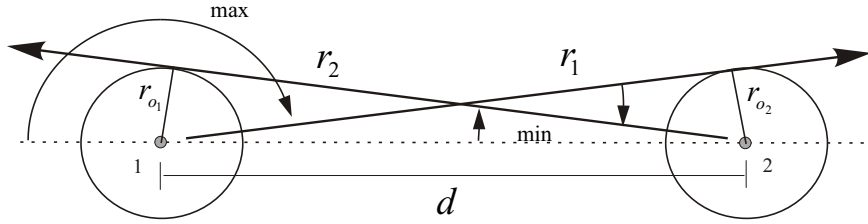


Figure 7: Integration limits for the calculation of the linear momentum between two static basic subatomic particles at the distance d

$$\varphi_{min} = \arcsin \frac{r_o}{d} \quad \varphi_{max} = \pi - \varphi_{min} \quad \text{for } d \geq \sqrt{r_o^2 + r_o^2} \quad (41)$$

$$\varphi_{min} = \arccos \frac{d}{2 r_o} \quad \varphi_{max} = \pi - \varphi_{min} \quad \text{for } d < \sqrt{r_o^2 + r_o^2} \quad (42)$$

and eq.(29) transforms to

$$p_{stat} = \frac{m c r_o^2}{4 d^2} \int_{\varphi_{1min}}^{\varphi_{1max}} \int_{\varphi_{2min}}^{\varphi_{2max}} |\sin^3(\varphi_1 - \varphi_2)| d\varphi_2 d\varphi_1 \quad (43)$$

The double integral becomes zero for $d \rightarrow 0$ because the integration limits approximate each other taking the values $\varphi_{min} = \frac{\pi}{2}$ and $\varphi_{max} = \frac{\pi}{2}$. For $d \gg r_o$ the double integral becomes a constant because the integration limits tend to $\varphi_{min} = 0$ and $\varphi_{max} = \pi$.

Fig.8 shows the curve of eq.(29) where five regions can be identified with the help of $d/r_o = \gamma$ from the integration limits:

1. From $0 \ll \gamma \ll 0.1$ where $p_{stat} = 0$
2. From $0.1 \ll \gamma \ll 1.8$ where $p_{stat} \propto d^2$
3. From $1.8 \ll \gamma \ll 2.1$ where $p_{stat} \approx \text{constant}$

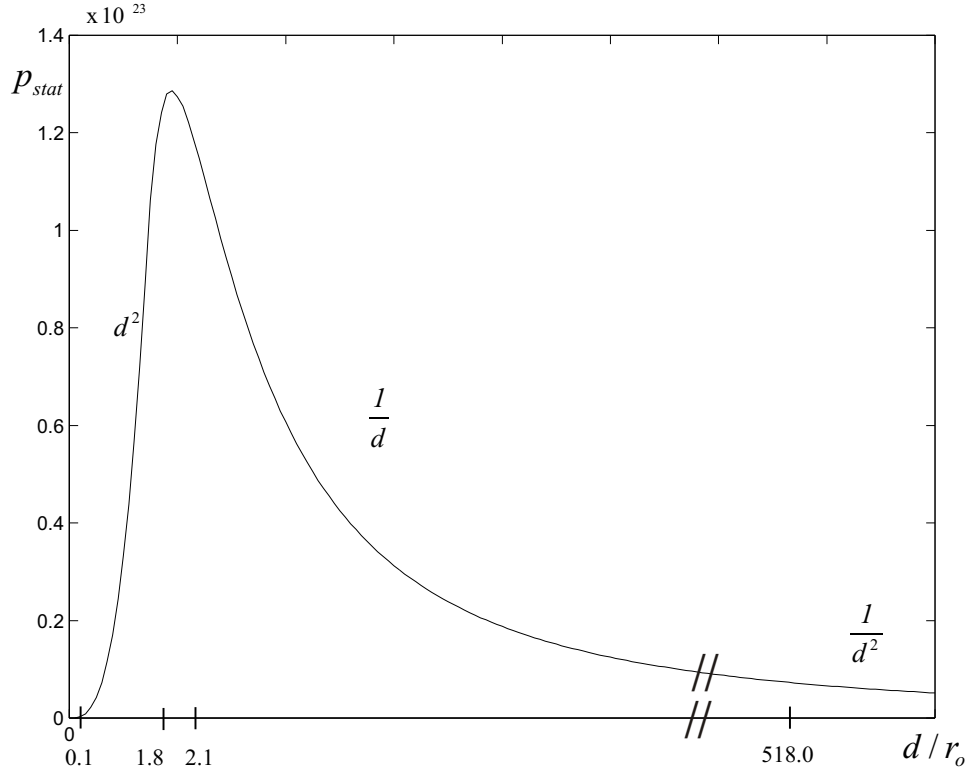


Figure 8: Linear momentum p_{stat} as function of $\gamma = d/r_o$ between two static BSPs with maximum at $\gamma = 2$

4. From $2.1 \ll \gamma \ll 518$ where $p_{stat} \propto \frac{1}{d}$
5. From $518 \ll \gamma \ll \infty$ where $p_{stat} \propto \frac{1}{d^2}$ (Coulomb)

See also Fig. 10.

The **first and second regions** are where the BSPs that form the atomic nucleus are confined and in a dynamic equilibrium. BSPs of different sign of charge don't mix in the nucleus because of the different signs their longitudinal angular momentum of the emitted FPs have.

For BSPs that are in the first region, the attracting or repelling forces are zero because the angle β between their longitudinal rotational momentum is $\beta = \pi + \varphi_1 - \varphi_2 = \pi$. In this region the regenerating FPs of the BSPs move parallel and don't cross to generate transversal angular momenta out of their longitudinal angular momenta. BSPs that migrate outside the first region are reintegrated or expelled with high speed when their FPs cross with FPs of the remaining BSPs of the atomic nucleus because the angle $\beta < \pi$.

Fig.9 shows two neutrons where at neutron 1 the migrated BSP "b" is reintegrated, inducing at neutron 2 the gravitational linear momentum according postulate 3) of sec

5.

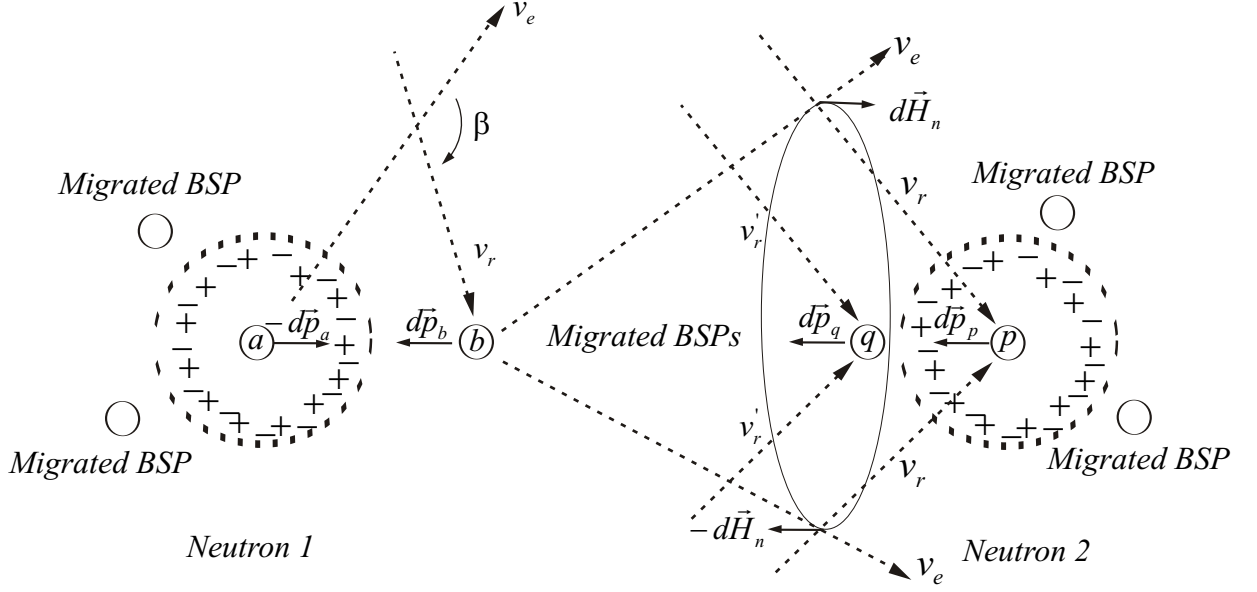


Figure 9: Transmission of momentum dp from neutron 1 to neutron 2

At stable nuclei all BSPs that migrate outside the first region are reintegrated, while at unstable nuclei some are expelled in all possible combinations (electrons, positrons, hadrons) together with neutrinos and photons maintaining the energy balance.

As the force described by eq. (32) induced on other particles during reintegration has always the direction and sense of the reintegrating particle (right screw of \vec{J}_n) independent of its charge, BSPs that are reintegrated induce on other atomic nuclei the gravitation force. The inverse square distance law for the gravitation force results from the inverse square distance law of the radial density of FPs that transfer their angular momentum from the moving to the static BSPs according postulate **3**) of sec. 5. Gravitation force is thus a function of the number of BSPs that migrate and are reintegrated in the time Δt (migration current), and the reintegration velocity.

The **third region** gives the width of the tunnel barrier through which the expelled particles of atomic nuclei are emitted. As the reintegration process of BSPs that migrate outside the first region depend on the special dynamic polarization of the remaining BSPs of the atomic nucleus, particles are not always reintegrated but expelled when the special dynamic polarization is not fulfilled. The emission is quantized and follows the exponential radioactive decay law.

The **fourth region** is a transition region to the Coulomb law.

The transition value $\gamma_{trans} = 518$ to the Coulomb law was determined by comparing the tangents of the Coulomb equation and the curve from Fig.8. At $\gamma_{trans} = 518$ the ratio of their tangents begin to deviate from 1.

At the transition distance d_{trans} , where $\gamma_{trans} = 518$, the inverse proportionality to the distance d_{trans} from the neighbor regions must give the same force F_{trans}

$$F_{trans} = \frac{1}{\Delta t} \frac{K'}{d_{trans}} = \frac{1}{\Delta t} \frac{K'_F}{d_{trans}^2} \quad (44)$$

with K' and K'_F the proportionality factors of the fourth and fifth regions.

The transition distance for BSPs (electron and positron) is:

$$d_{trans} = \gamma_{trans} r_o = \gamma_{trans} \frac{\hbar c}{E_o} = 518 \cdot 3.859 \cdot 10^{-13} = 2.0 \cdot 10^{-10} \text{ m} \quad (45)$$

which is of the order of the radii of neutral isolated atoms.

The **fifth region** is where the Coulomb law is valid.

The concept is shown in Fig. 10

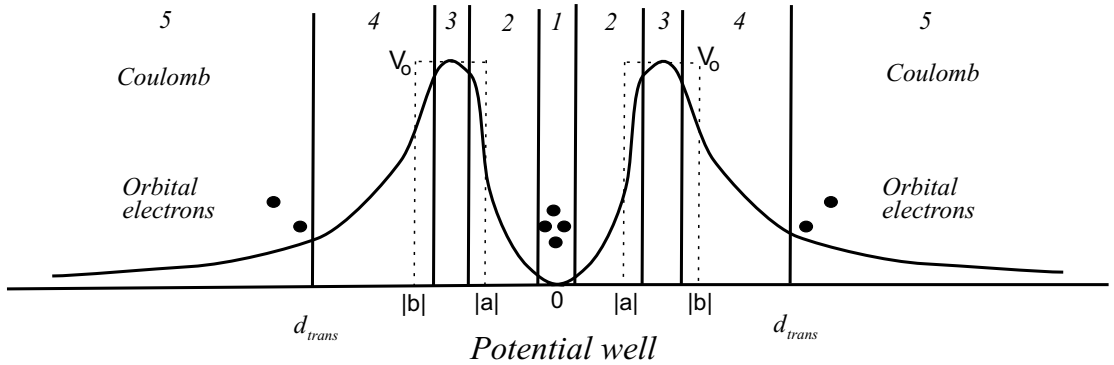


Figure 10: Potential well between BSPs

8.1 Potential energy of the “E & R” model

Fig. 8 shows the linear momentum p_{stat} between two static BSP as a function of the distance d . We have that the force is

$$F_{stat} = \frac{\Delta p}{\Delta t} = \frac{p_{stat} - p_2}{\Delta t} = \frac{p_{stat}}{\Delta t} \quad \text{for } p_2 = 0 \quad (46)$$

The curve was calculated for $r_o = 1.0 \cdot 10^{-16} \text{ m}$ and with $K = 5.42713 \cdot 10^4 \text{ s/m}^2$ we get $\Delta t = K r_o^2 = 5.42713 \cdot 10^{-28} \text{ s}$ constant for all distances d .

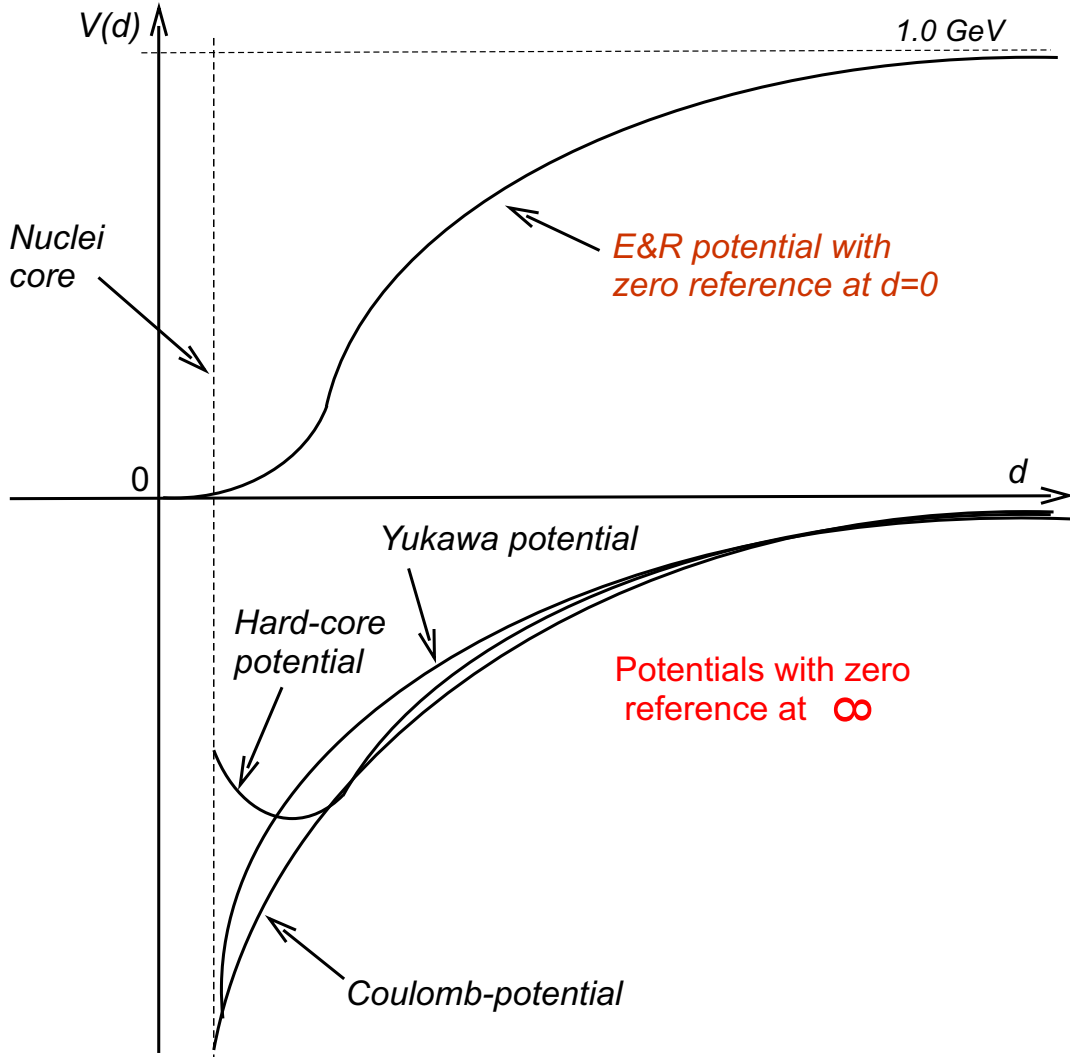


Figure 11: Comparison of potential energies between BSPs

The potential is given by

$$V(d) = \int_0^d F_{stat} \delta d = \frac{1}{\Delta t} \int_0^d p_{stat} \delta d \quad \text{for } d \rightarrow \infty \text{ we get } \approx 1.0 \text{ GeV} \quad (47)$$

The concept is shown in Fig. 11.

All the potentials derived in the SM have the problem that they are not defined for $d = 0$ what forces to put the zero of the potential at $d \rightarrow \infty$.

Note: As the curve of p_{stat} is defined at $d = 0$ it is possible to calculate the potential taking the zero reference for the potential at $d = 0$.

9 Corner-pillars of the “E & R” UFT model

The corner-pillars of the proposed model are:

1. Nucleons are composed of electrons and positrons
2. A space with Fundamental Particle (FPs) with angular momenta is postulated.
3. Electrons and positrons are represented as focal points of rays of FPs where the energy of the electrons and positrons is stored as rotation.
4. FPs are emitted with c or ∞ from the focus. The focus is regenerated by FPs that move with c or ∞ relative to the focus.
5. Regenerating FPs are those that are emitted by other focuses. A focus is stable when emission and regeneration is energetically balanced.
6. Pairs of FPs with opposed angular momenta generate linear momenta on focuses.
7. Interactions between subatomic particles are the product of the interactions of their FPs when they cross in space. The probability that they cross follows the radiation law.
8. The interactions between FPs are so defined, that the fundamental equations (Coulomb, Ampere, Lorentz, Newton, Maxwell, etc.) can be mathematically derived.
9. Neutrinos are parallel moving pairs of FPs with opposed angular momenta.
10. Photons are a sequence of neutrinos with their potential linear momenta oriented alternately oposed.
11. Photons that move with $c \pm v$ are reflected and refracted by optical lenses and electric antennas with c .

All experiments that can be explained with the SM must also be at least explained with the E & R model. The explanations must not be equal to those of the SM.

Note: The fundamental laws (Coulomb, Ampere, Lorentz, Newton, Maxwell, etc.) were deduced with measurements that took place under conditions where the nucleons involved were adequately regenerated to be stable. At relativistic speeds and at heavy atomic nuclei the regeneration can become deficient and produce instability. They decay in configurations that can be adequately regenerated by the enviroment, in other words, in stable configurations.

The interactions between subatomic particles take place at the regenerating FPs that move along the rays with the speed c or ∞ . The laws that were deduced for stable configurations (Coulomb, Ampere, Lorentz, Newton, Maxwell, etc.) not necessarily must work for unstable particles where emission and regeneration are not in balance.

The model “E & R” only takes into consideration stable partikles, in other words, electrons, neutrons, protons, neutrinos, photons and their antiparticles. Positrons are only stable in configurations like the nucleons. The many short-lived configurations are not taken into account because they not necessarily follow the known fundamental laws.

10 Differences between the Standard and the E & R Models in Particle Physics.

An important difference between the two models we have in particle physics. The concept is shown in Fig.12

The SM defines carrier particles X for the interaction between particles A and B . The range R of these carrier particles defines the distance over which the interaction can take place and is given by

$$R = \frac{\hbar}{M_X c} \quad (48)$$

where M_X is the mass of the carrier particle with the coupling strength g to the particles A and B . For electromagnetic interactions the carrier particles are the photons with $M_X = 0$, the range is $R = \infty$. For the weak interactions the carrier particles are the W and Z bosons with masses in the order of $80 - 90 \text{ GeV}/c^2$ corresponding to a range of $2 \cdot 10^{-3} \text{ fm}$. For the strong and gravitation interactions the carrier particles are the gluons and gravitons respectively.

The E & R model has only one carrier for all four types of interactions, the Fundamental Particle (FP). The particles A and B are formed by rays of FPs that go from ∞ to ∞ through a point in space which is called “Focal Point”. FPs are continously emitted from the Focal Point and FPs continously regenerate the Focal Point. The regenerating FPs are the FPs emitted by other Focal Points in space. The particles A and B are continously interacting through their FPs , independent of the distance between them.

FPs have no rest mass and are emitted with the speed c or ∞ relative to the Focal Point. They have longitudinal and transversal angular momenta and their interaction is given by the cross product of their angular momenta, cross product which is proportional to $\sin \beta$. To get the total force between the particles A and B , the integration

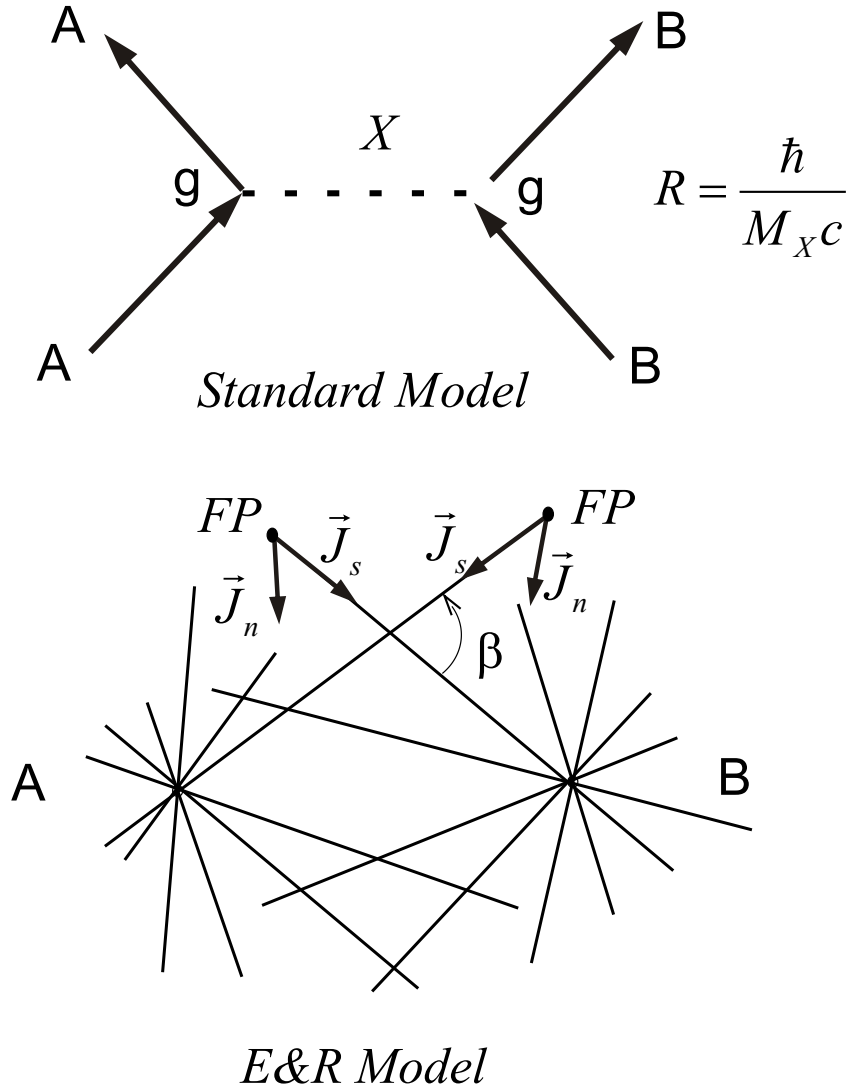


Figure 12: Differences between the Standard and the E & R Models

over the whole space of all the interactions of their *FPs* is required.

The different **electromagnetic interactions** are generated out of the combinations of the interactions of the longitudinal and transversal angular momenta of the *FPs*.

Weak interactions are explained with the small electromagnetic force for small distances between *A* and *B*, force which is proportional to the cross product with $\sin \beta$. The **strong interaction** is explained with the zero electromagnetic force between electrons and positrons, which are the constituents of nucleons, for the distance between *A* and *B* tending to zero. No force is required to hold nucleons together.

Gravitational interactions are the result of electromagnetic interactions between electrons and positrons that have migrated slowly out of their nucleons and are then

reintegrated with high speed.

11 Mass and charge in the E & R Model

The SM defines mass and charge as different physical characteristics, although it cannot explain what charge is. It defines particles like the neutrons having mass but no charge.

The E & R Model defines mass and charge as physical characteristics that are intrinsic to particles and cannot be separated. The charge of an electron and positron is defined by the sign of the longitudinal angular momentum of emitted *FPS*. Positive rotation in moving direction corresponds to a positive charge and negative rotation to a negative charge. Neutrons are composed of equal numbers of electrons and positrons so that their longitudinal angular momenta of emitted *FPS* compensate, resulting an effective zero charge.

A mass unit is associated with a charge unit. To the mass $9.1094 \cdot 10^{-31}$ kg of a positron or electron corresponds a charge of $\pm 1.6022 \cdot 10^{-19}$ C.

For complex particles that are formed by more than one electron or positron we have for the Coulomb force

$$F = 2.307078 \cdot 10^{-28} \frac{\Delta n_1 \cdot \Delta n_2}{d^2} N \quad (49)$$

The charge Q of the Coulomb law is replaced by the expression $\Delta n = n^+ - n^-$ which gives the difference between the **constituent** numbers of positive and negative particles (positrons and electrons) that form the complex particle. As the n_i are integer numbers, the Coulomb force is quantified.

The expression $\Delta n = n^+ - n^-$ correspond to the nuclear charge number or atomic number Z .

$$\Delta n = n^+ - n^- = Z \quad (50)$$

As examples we have for the proton $n^+ = 919$ and $n^- = 918$ with a binding Energy of $E_{B_{prot}} = -6.9489 \cdot 10^{-14}$ J = -0.43371 MeV, and for the neutron $n^+ = 919$ and $n^- = 919$ with a binding Energy of $E_{B_{neutr}} = 5.59743 \cdot 10^{-14}$ J = 0.34936 MeV.

12 Ampere bending (Bragg law).

With the fundamental eq. (30) from sec. 6 for parallel currents the force density generated between two straight parallel currents of BSPs due to the interactions of

$v_2 \Delta'' t$ giving a total bending momentum $p_b = F \Delta'' t$. With all that we get

$$p_b = \frac{b}{2 K r_o} \frac{5.8731}{64 c} \frac{m v_1}{d} \Delta'' l \quad (54)$$

which is independent of the speed v_2 . In [11] the speed of a reintegrating BSP is deduced giving $v_1 = k c$ with $k = 7.4315 \cdot 10^{-2}$. We get

$$p_b = \frac{b}{2 K r_o} \frac{5.8731}{64 c} \frac{m k c}{d} \Delta'' l \quad (55)$$

If we now write the bending equation with the help of $\tan \eta = 2 \sin \theta$ for small η and with $2 d = d_A$ we get

$$\sin \theta = \frac{p_b}{2 p_i} = \left(\frac{5.8731 b m v_1}{64 c K r_o h} \Delta'' l \right) \frac{h}{2 p_i d_A} n \quad (56)$$

To get the Bragg law the expression between brackets must be constant and equal to the unit what gives for the constant interaction distance $\Delta'' l$

$$\Delta'' l = \frac{64 c K r_o h}{5.8731 b m k c} = 8.9357 \cdot 10^{-9} \text{ m} \quad (57)$$

We get for the bending momentum and force

$$p_b = \frac{h}{d_A} n \quad F_b = \frac{1}{2} \frac{h}{d} \frac{h}{\Delta_o t} = \frac{1}{2} \frac{n E_o}{d} \quad (58)$$

The bending force is quantized in energy quanta equal to the rest energy E_o of a BSP.

Conclusion: We have derived the Bragg equation without the concept of particle-wave introduced by de Broglie. Numerical results obtained using the quantized irradiated energy instead of the particle-wave are equivalent, different is the physical interpretation of the underlying phenomenon.

13 Induction between a moving and a probe BSP.

In the present approach the energy of a BSP is distributed in space around the radius (focal point) of the BSP. The carriers of the energy are the FPs with their angular momenta, FPs that are continuously emitted and regenerate the BSP. At a free moving BSP each angular momentum of a FP is balanced by an other angular momentum of a FP of the same BSP.

The concept is shown in Fig. 14.

Opposed transversal angular momenta $d\bar{H}_n$ and $-d\bar{H}_n$ from two FPs that regenerate the BSP produce the linear momentum \bar{p} of the BSP. If a second static probe BSP_p

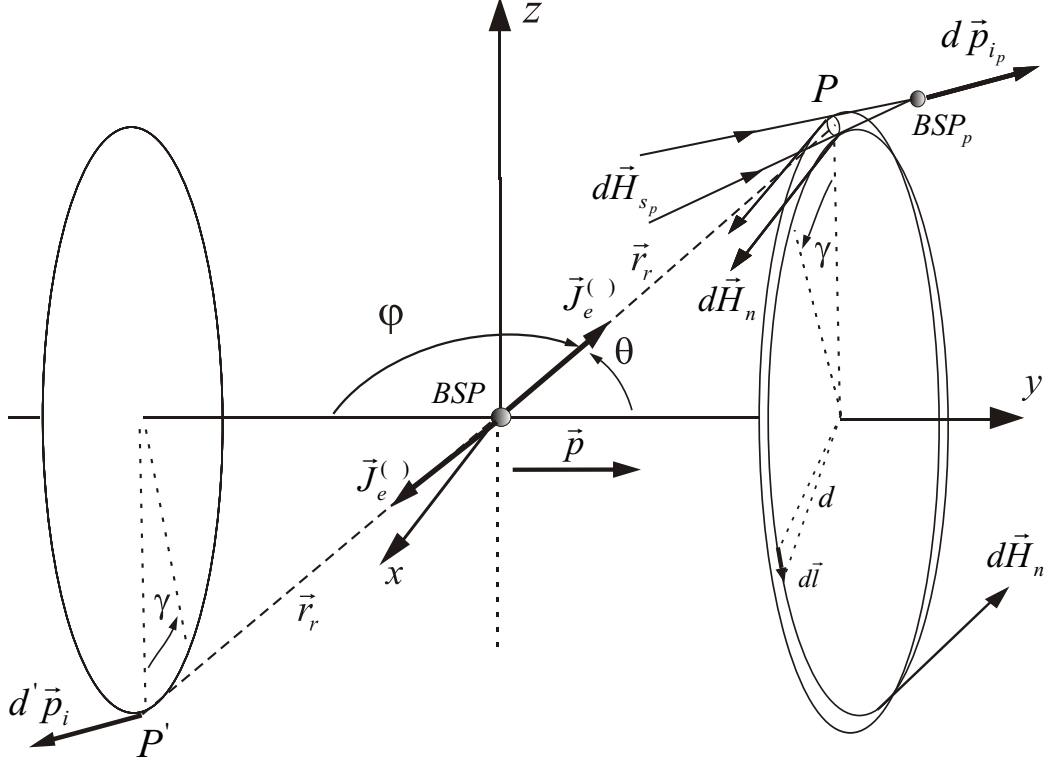


Figure 14: Linear momentum balance between static and moving BSPs

appropriates with its regenerating angular momenta ($d\bar{H}_{s_p}$) angular momenta ($d\bar{H}_n$) from FPs of the first BSP according postulate 3) of sec. 5, angular momenta that built a rotor different from zero in the direction of the second BSP_p generating $d\bar{p}_{i_p}$, the first BSP loses energy and its linear momentum changes to $\bar{p} - d\bar{p}_{i_p}$. The angular momenta appropriated at point P by the probe BSP_p generating the linear momentum $d\bar{p}_{i_p}$ are missing now at the first BSP to compensate the angular momenta at the symmetric point P' . The linear momenta at the two symmetric points are therefore equal and opposed $d'\bar{p}_i = -d\bar{p}_{i_p}$ because of the symmetry of the energy distribution function $d\kappa(\pi - \theta) = d\kappa(\theta)$.

As the closed linear integral $\oint d\bar{H}_n d\bar{l}$ generates the linear momentum \bar{p} of a BSP, the orientation of the field $d\bar{H}_n$ (right screw in the direction of the velocity) must be independent of the sign of the BSP, sign that is defined by $\bar{J}_e^{(\pm)}$.

14 The $d\bar{H}_n$ field induced at a point P during reintegration of a migrated BSP to its nucleus.

En electron that has migrated slowly outside the core of a neutron formed by $n^+ = 919$ positrons and $n^- = 919$ electrons will interact with one of the positrons of the core of the neutron and be reintegrated to the neutron. Because of moment conservation they

will have the same moment. The moment of the positron who moves in the core of the neutron will pass its moment to the $n^+ = 919$ positrons and now $n^- = 918$ electrons so that the core will move as a unit.

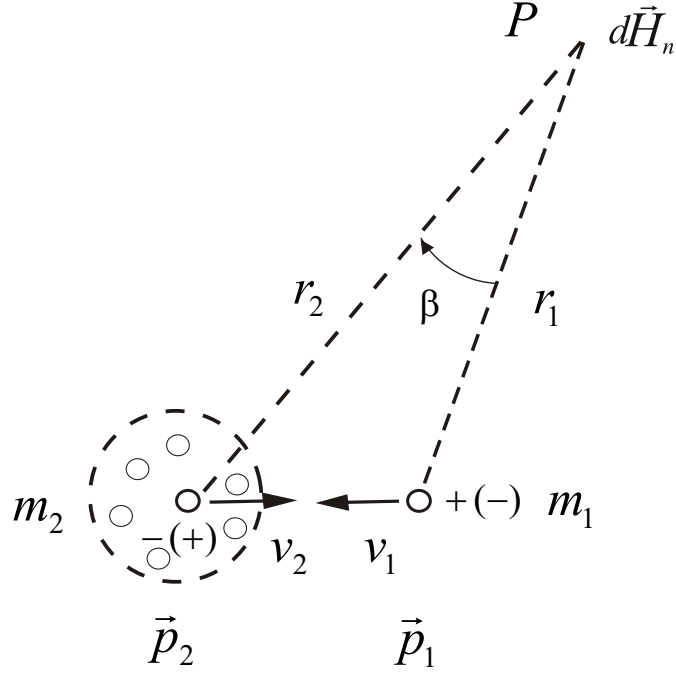


Figure 15: Field dH due to reintegration of an electron to its neutron

The $\bar{d}H_n$ fields induced at a point P in space due to the moving electron and neutron core are:

$$dH_{n_1} = v_1 \sqrt{m_1} d\kappa_1 \quad dH_{n_2} = v_2 \sqrt{m_2} d\kappa_2 \quad (59)$$

where the sub-index **1** stands for the electron and **2** for the neutron which now has a positive charge. The distances r_1 and r_2 to the point in space are nearly equal so that $r_1 = r_2$ and $d\kappa_1 = d\kappa_2$. We also have

$$p_1 = m_1 v_1 \quad p_2 = m_2 v_2 \quad \text{with} \quad p_1 = p_2 \quad v_2 = \frac{m_1}{m_2} v_1 \quad (60)$$

and we get

$$dH_{n_2} = \sqrt{\frac{m_1}{m_2}} dH_{n_1} \quad \text{resulting} \quad dH_{n_2} = 2.3321 \cdot 10^{-2} dH_{n_1} \quad (61)$$

For the analysis of the induced gravitation force and the induced current in an superconductor only the dH_{n_1} field generated by the reintegrating electron or positron

is relevant. The induced opposed dH_{n_2} field generated by the movement of the neutron core can be neglected.

15 Newton gravitation force.

To calculate the gravitation force induced by the reintegration of migrated BSPs, we need to know the number of migrated BSPs in the time Δt for a neutral body with mass M .

The following equation was derived in [11] for the **induced gravitation** force generated by one reintegrated electron or positron

$$F_i = \frac{dp}{\Delta t} = \frac{k c \sqrt{m} \sqrt{m_p}}{4 K d^2} \int \int_{Induction} \quad \text{with} \quad \int \int_{Induction} = 2.4662 \quad (62)$$

with m the mass of the reintegrating BSP, m_p the mass of the resting BSP, $k = 7.4315 \cdot 10^{-2}$. It is also

$$\Delta t = K r_o^2 \quad r_o = 3.8590 \cdot 10^{-13} \text{ m} \quad \text{and} \quad K = 5.4274 \cdot 10^4 \text{ s/m}^2 \quad (63)$$

The direction of the force F_i on BSP p of neutron 2 in Fig. 9 is independent of the sign of the BSPs and is always oriented in the direction of the reintegrating BSP b of neutron 1.

Fig. 16 shows reintegrating BSPs a and d at Neutron 1 that transmit respectively opposed momenta p_g and p_e to neutron 2. Because of the greater distance from neutron 2 of BSP a compared with BSP d , the probability for BSP d to transmit his momentum is greater than the probability for BSP a . Momenta are quantized and have all equal absolute value independent if transmitted or not. The result computed over a mass M gives a net number of transmitted momentum to neutron 2 in the direction of neutron 1, what explains the attraction between neutral masses.

For two bodies with masses M_1 and M_2 and where the number of reintegrated BSPs in the time Δt is respectively Δ_{G_1} and Δ_{G_2} it must be

$$F_i \Delta_{G_1} \Delta_{G_2} = G \frac{M_1 M_2}{d^2} \quad \text{with} \quad G = 6.6726 \cdot 10^{-11} \frac{\text{m}^3}{\text{kg s}^2} \quad (64)$$

As the direction of the force F_i is the same for reintegrating electrons Δ_G^- and positrons Δ_G^+ it is

$$\Delta_G = |\Delta_G^-| + |\Delta_G^+| \quad (65)$$

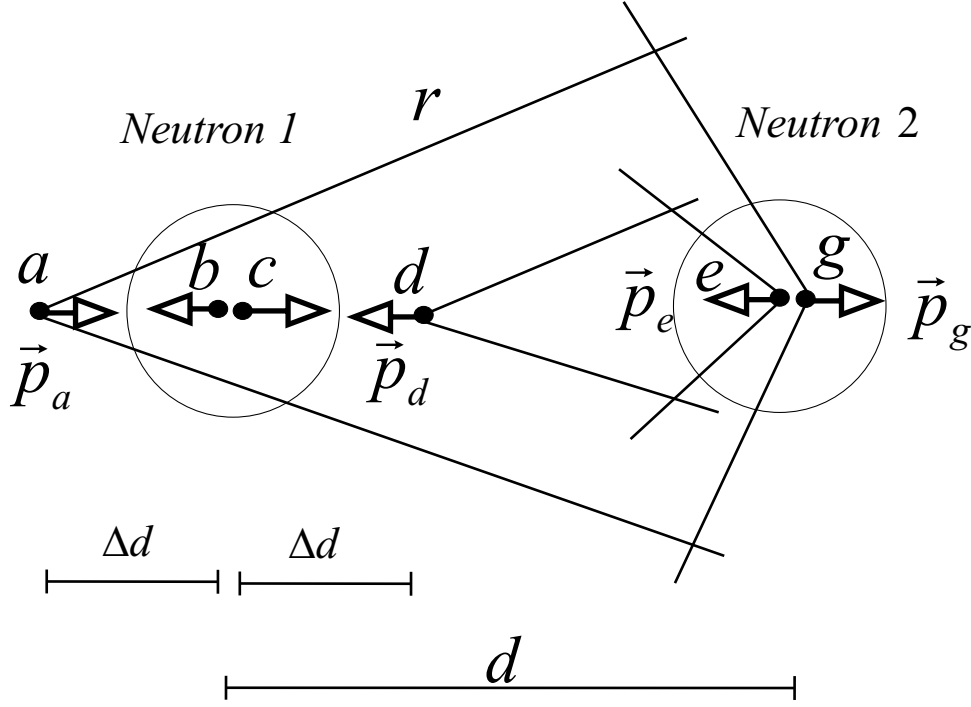


Figure 16: Net momentum transmitted from neutron 1 to neutron 2

We get that

$$\Delta_{G_1} \Delta_{G_2} = G \frac{4 K M_1 M_2}{m k c \int \int_{Induction}} \quad (66)$$

or

$$\Delta_{G_1} \Delta_{G_2} = 2.8922 \cdot 10^{17} M_1 M_2 = \gamma_G^2 M_1 M_2 \quad (67)$$

The number of migrated BSPs in the time Δt for a neutral body with mass M is thus

$$\Delta_G = \gamma_G M \quad \text{with} \quad \gamma_G = 5.3779 \cdot 10^8 \text{ kg}^{-1} \quad (68)$$

Calculation example: The number of migrated BSPs that are reintegrated at the sun and the earth in the time Δt are respectively, with $M_\odot = 1.9891 \cdot 10^{30} \text{ kg}$ and $M_\dagger = 5.9736 \cdot 10^{24} \text{ kg}$

$$\Delta_{G_\odot} = 1.0697 \cdot 10^{39} \quad \text{and} \quad \Delta_{\dagger} = 3.2125 \cdot 10^{33} \quad (69)$$

The power exchanged between two masses due to gravitation is

$$P_G = F_i c = \frac{E_p}{\Delta t} = \frac{k m c^2}{4 K d^2} \Delta_{G_1} \Delta_{G_2} \int \int_{Induktion} \quad (70)$$

The power exchanged between the sun and the earth is, with $d_{\odot\updownarrow} = 1.49476 \cdot 10^{11} \text{ m}$

$$P_G = F_G c = G \frac{M_{\odot} M_{\updownarrow}}{d_{\odot\updownarrow}^2} c = 1.0646 \cdot 10^{31} \text{ J/s} \quad (71)$$

16 Ampere gravitation force.

In the previous sections we have seen that the induced gravitation force is due to the reintegration of migrated BSPs in the direction d of the two gravitating bodies (longitudinal reintegration). When a BSP is reintegrated to a neutron, the two BSPs of different signs that interact, produce an equivalent current in the direction of the positive BSP as shown in Fig. 17.

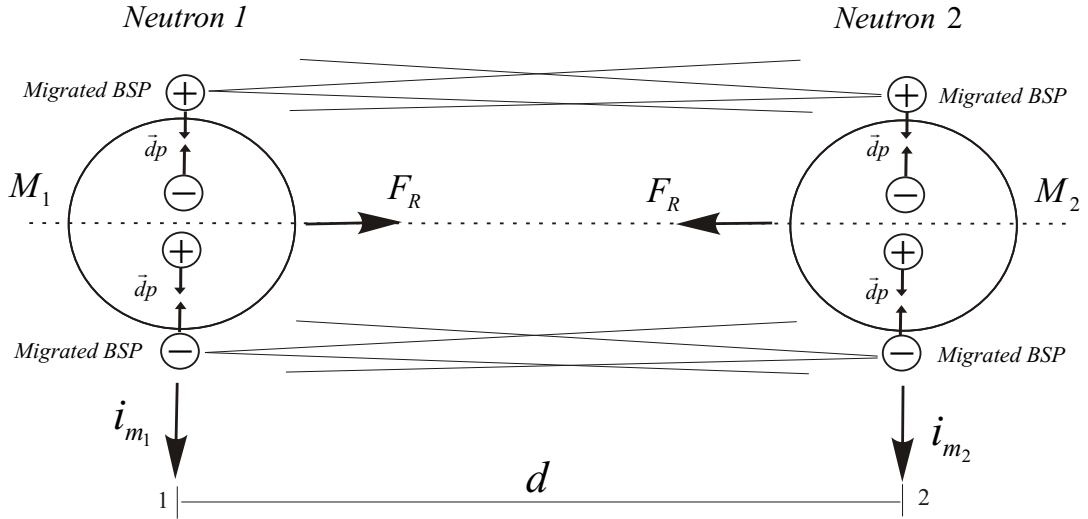


Figure 17: Resulting current due to reintegration of migrated BSPs

As the numbers of positive and negative BSPs that migrate in one direction at one neutron are equal, no average current should exist in that direction in the time Δt . It is

$$\Delta_R = \Delta_R^+ + \Delta_R^- = 0 \quad (72)$$

We now assume that because of the power exchange (70) between the two neutrons, a synchronization between the reintegration of BSPs of equal sign in the direction orthogonal to the axis defined by the two neutrons is generated, resulting in parallel currents of equal sign that generate an attracting force between the neutrons. The synchronization is generated by the relative movements between the gravitating bodies

and is zero between static bodies. Thus the total attracting force between the two neutrons is produced first by the induced (Newton) force and second by the currents of reintegrating BSPs (Ampere).

$$F_T = F_G + F_R \quad \text{with} \quad F_G = G \frac{M_1 M_2}{d^2} \quad \text{and} \quad F_R = R \frac{M_1 M_2}{d} \quad (73)$$

To derive an equation we start with the following equation from [11] derived for the total force density due to Ampere interaction.

$$\frac{F}{\Delta l} = \frac{b}{c \Delta_o t} \frac{r_o^2}{64 m} \frac{I_{m_1} I_{m_2}}{d} \int_{\gamma_{2min}}^{\gamma_{2max}} \int_{\gamma_{1min}}^{\gamma_{1max}} \frac{\sin^2(\gamma_1 - \gamma_2)}{\sqrt{\sin \gamma_1 \sin \gamma_2}} d\gamma_1 d\gamma_2 \quad (74)$$

with $\int \int_{Ampere} = 5.8731$.

It is also for $v \ll c$

$$\rho_x = \frac{N_x}{\Delta x} = \frac{1}{2 r_o} \quad I_m = \rho m v \quad \Delta_o t = K r_o^2 \quad I_m = \frac{m}{q} I_q \quad (75)$$

We have defined a density ρ_x of BSPs for the current so that one BSP follows immediately the next without space between them. As we want the force between one pair of BSPs of the two parallel currents we take $\Delta l = 2 r_o$.

For one reintegrating BSP it is $\rho = 1$. The current generated by one reintegrating BSP is

$$I_{m_1} = i_m = \rho m v_m = \rho m k c \quad \text{with} \quad v_m = k c \quad k = 7.4315 \cdot 10^{-2} \quad (76)$$

We get for the force between one transversal reintegrating BSP at the body with mass M_1 and one longitudinal reintegrating BSP at M_2 moving parallel with the speed v_2

$$dF_R = 5.8731 \frac{b}{\Delta_o t} \frac{2 r_o^3}{64} \rho^2 m k \frac{v_2}{d} = 2.2086 \cdot 10^{-50} \frac{v_2}{d} N \quad (77)$$

with $I_{m_2} = i_2 = \rho m v_2$.

The concept is shown in Fig. 18.

Note: The sign that takes the current i_m of the reintegrating BSP at the body with mass M_1 which interacts with the current i_2 , is a function of the direction of the magnetic poles of M_1 . The Ampere gravitation force F_R is therefore an attraction or a repulsion force depending on the relative directions of the magnetic poles of M_1 and the speed v_2 .

In sec. 15 we have derived the mass density γ_G of reintegrating BSPs. At Fig. 16

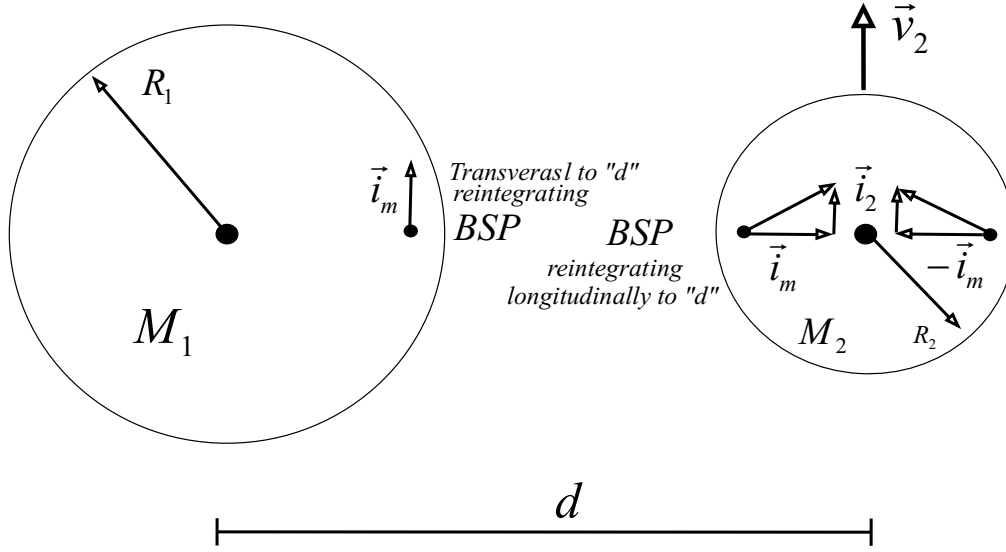


Figure 18: Ampere gravitation

we have seen that half of the longitudinal reintegrating BSPs of a neutron 1 induce momenta on neutron 2 in one direction while the other half of longitudinal reintegrating BSPs induce momenta in the opposed direction on neutron 2. In Fig. 18 we see, that all longitudinal reintegrating BSPs at M_2 generate a current component i_2 in the direction of the speed v_2 . This means that we have to take for the density γ_A of reintegrating BSPs for the Ampere gravitation force approximately twice the value of the density γ_G of the Newton gravitation force

$$\gamma_A \approx 2 \gamma_G = 2 \cdot 5.3779 \cdot 10^8 = 1.07558 \cdot 10^9 \text{ kg}^{-1} \quad (78)$$

resulting for the total Ampere gravitation force between M_1 and M_2

$$F_R = 5.8731 \frac{b}{\Delta_o t} \frac{2 r_o^3}{64} \rho^2 m k v_2 \gamma_A^2 \frac{M_1 M_2}{d} = 2.5551 \cdot 10^{-32} v_2 \frac{M_1 M_2}{d} \text{ N} \quad (79)$$

where

$$F_R = R \frac{M_1 M_2}{d} \quad \text{with} \quad R = 2.5551 \cdot 10^{-32} v_2 = R(v_2) \quad (80)$$

The total gravitation force gives

$$F_T = F_G + F_R = \left[\frac{G}{d^2} + \frac{R}{d} \right] M_1 M_2 \quad (81)$$

The concept is shown in Fig. 19.

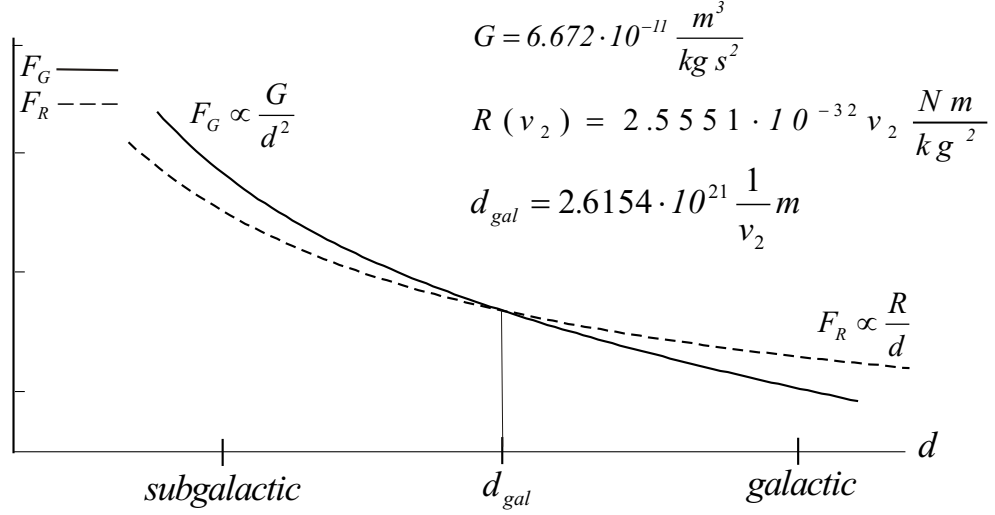


Figure 19: Gravitation forces at sub-galactic and galactic distances.

Calculation example

To verify that the Newton component predominates over the Ampere component for the case of the earth and the sun, we calculate now d_{gal} for this case and compare it with the distance $d_{\odot,+} = 1.5 \cdot 10^{11}$ m between the earth and sun. It is for the sun $M_{\odot} = 2 \cdot 10^{30}$ kg, and for the earth $M_{+} = 5.97 \cdot 10^{24}$ kg, and $v_2 = 29.78 \cdot 10^3$ m/s.

$$d_{gal} = \frac{G}{R(v_2)} = 8.733 \cdot 10^{16} \text{ m} \gg d_{\odot,+} \quad (82)$$

The Ampere component of the force is $F_A = 6.056 \cdot 10^{16}$ N and the Newton component is $F_G = 3.54 \cdot 10^{22}$ N. It is $F_G \gg F_A$ what explains why we only can measure the Newton component of the gravitation force.

16.1 Flattening of galaxies' rotation curve.

For galactic distances the Ampere gravitation force F_R predominates over the induced gravitation force F_G and we can write eq. (81) as

$$F_T \approx F_R = \frac{R}{d} M_1 M_2 \quad (83)$$

The equation for the centrifugal force of a body with mass M_2 is

$$F_c = M_2 \frac{v_{orb}^2}{d} \quad \text{with } v_{orb} \text{ the tangential speed} \quad (84)$$

For steady state mode the centrifugal force F_c must equal the gravitation force F_T .

For our case it is

$$F_c = M_2 \frac{v_{orb}^2}{d} = F_T \approx F_R = \frac{R}{d} M_1 M_2 \quad (85)$$

We get for the tangential speed

$$v_{orb} \approx \sqrt{R M_1} \quad \text{constant} \quad (86)$$

The tangential speed v_{orb} is independent of the distance d what explains the flattening of galaxies' rotation curves.

Calculation example

In the following calculation example we assume that the transition distance d_{gal} is much smaller than the distance between the gravitating bodies and that the Newton force can be neglected compared with the Ampere force.

For the Sun with $v_2 = v_{orb} = 220 \text{ km/s}$ and $M_2 = M_\odot = 2 \cdot 10^{30} \text{ kg}$ and a distance to the core of the Milky Way of $d = 25 \cdot 10^{19} \text{ m}$ we get a centrifugal force of

$$F_c = M_2 \frac{v_{orb}^2}{d} = 3.872 \cdot 10^{20} \text{ N} \quad (87)$$

With

$$R(v_2) = 2.5551 \cdot 10^{-32} v_2 = 5.6212 \cdot 10^{-27} \text{ Nm/kg}^2 \quad (88)$$

and

$$F_c \approx R \frac{M_1 M_2}{d} \quad (89)$$

we get a Mass for the Milky Way of

$$M_1 = F_c d \frac{1}{R M_\odot} = 4.3 \cdot 10^6 M_\odot \quad (90)$$

and with

$$F_G = F_R \quad \text{we get} \quad d_{gal} = \frac{G}{R(v_2)} = 1.1870 \cdot 10^{16} \text{ m} \quad (91)$$

justifying our assumption for $F_T \approx F_R$ because the distance between the Sun and the core of the Milky Way is $d \gg d_{gal}$.

Note: The mass of the Milky Way calculated with the Newton gravitation law gives $M_1 \approx 1.5 \cdot 10^{12} M_\odot$ which is huge more than the bright matter and therefore called dark matter. The mass calculated with the present approach corresponds to the bright matter and there is no need to introduce virtual masses in space.

For sub-galactic distances the induced force F_G is predominant, while for galactic distances the Ampere force F_R predominates, as shown in Fig. 19.

$$d_{gal} = \frac{G}{R(v_2)} \quad (92)$$

Note: The flattening of galaxies' rotation curve was derived based on the assumption that the gravitation force is composed of an induced component and a component due to parallel currents generated by reintegrating BSPs and, that for galactic distances the induced component can be neglected.

17 The charge of the electron and positron as the parametre for classifications and quantizations.

The first efforts to classify the elements were based on the masses of the elements. Because of the isotopes and the binding energies the classification was not convincing. Only when the charge of the nuclei were used as the parameter of classification the effort succeeded. The order number Z of an element gives the charge of a nucleus.

According to the finding that electrons and positrons neither attract nor repel each other when the distance between them tend to zero, atomic nuclei can be seen as swarms of electrons and positrons, and Z as the difference between the number n^+ of positrons and the number n^- of electrons that compose each nucleus.

$$Z = \Delta n = n^+ - n^- \quad (93)$$

The Standard Model differentiates between the following interactions:

- electromagnetic
- strong
- weak
- gravitation

Similarly as done with the elements, in the present approach the charge of electrons and positrons is used as the fundamental parametre for the classification of interactions. It represents subatomic particles as focal points of rays of Fundamental Particles and arrives to the conclusion that all interactions are electromagnetic interactions. The sign of the **charge** is defined by the sign of rotation of the longitudinal angular momenta of FPs emitted by the focal point. A clockwise rotation in moving direction corresponds to a positive charge and a anti-clockwise rotation to a negative charge.

The **strong interaction** is not necessary because nucleons are formed of electrons and positrons which neither attract nor repel each other when the distance between them tend to zero.

The **weak interaction** is the electromagnetic repulsion of electrons and positrons that have migrated out of the core of their atomic nuclei when they interact respectively with electrons and positrons of the core. The interaction is weak because for small distances between electrons or positrons the cross product between the dH fields of their FPs is small.

The **gravitation interaction** is the electromagnetic attraction of electrons and positrons that have migrated out of the core of their atomic nuclei when they interact respectively with positrons and electrons of the core. The interaction is weak because for small distances between electrons or positrons the cross product between the dH fields of their FPs is small.

17.1 The Coulomb force.

The Coulomb-law is valid for $d \gg r_o$ where r_o is the radius of the atomic nucleus.

$$F = \frac{1}{4\pi \epsilon_o} \frac{Q \cdot Q}{d^2} = K'_F \frac{1}{d^2} \quad (94)$$

If we accept that the charge of an electron or positron is the elementary charge and no fractional charges exist, the factor K'_F for the elementary charges takes the value

$$K'_F = \frac{q_e^2}{4\pi \epsilon_o} = 2.307078 \cdot 10^{-28} \quad [N \ m^2] \quad q_e = 1.60217733 \cdot 10^{-19} \quad C \quad (95)$$

We can write the Coulomb law as

$$F = 2.307078 \cdot 10^{-28} \frac{\Delta n_1 \cdot \Delta n_2}{d^2} \quad (96)$$

The charge Q is replaced by the expression $\Delta n = n^+ - n^-$ which gives the difference between the **constituent** numbers of positive and negative BSPs that form the complex SP. As the n_i are integer numbers, the Coulomb force is quantified.

$$\Delta n = n^+ - n^- = Z \quad \text{the atomic number} \quad (97)$$

As examples we have for the proton $n^+ = 919$ and $n^- = 918$ with a binding Energy of $E_{B_{prot}} = -6.9489 \cdot 10^{-14} \ J = -0.43371 \ MeV$, and for the neutron $n^+ = 919$ and $n^- = 919$ with a binding Energy of $E_{B_{neutr}} = 5.59743 \cdot 10^{-14} \ J = 0.34936 \ MeV$.

Note: For the Coulomb force only the **constituent** numbers of positive and neg-

ative BSPs that form the complex SP is relevant, and not the masses and binding energies .

17.2 The Ampere force.

The Ampere force density between two parallel currents is given with

$$\frac{F}{\Delta l} = \frac{\mu_o}{2\pi} \frac{I_{c1} \cdot I_{c2}}{d} \quad \text{where} \quad I_c = \frac{Q}{\Delta t} \quad (98)$$

If we express the charge Q using the expression $\Delta n = n^+ - n^-$ which gives the difference between the **constituent** numbers of positive and negative BSPs that form the complex SP we get

$$I_c = \frac{Q}{\Delta t} = \frac{q_e}{\Delta t} [n^+ - n^-] = \frac{q_e}{\Delta t} \Delta n \quad (99)$$

with q_e the charge of an electron.

The Ampere force density takes the form

$$\frac{F}{\Delta l} = \frac{\mu_o}{2\pi} \frac{q_e^2}{\Delta t^2} \frac{\Delta n_1 \cdot \Delta n_2}{d} \quad (100)$$

As the n_i are integer numbers, the Ampere force is quantified.

With

$$\Delta t = K r_o^2 \quad r_o = 3.8590 \cdot 10^{-13} \text{ m} \quad \text{and} \quad K = 5.4274 \cdot 10^4 \text{ s/m}^2 \quad (101)$$

we get that $\Delta t = 8.08242 \cdot 10^{-21} \text{ s}$. The Ampere force density takes the form

$$\frac{F}{\Delta l} = 7.8590 \cdot 10^{-5} \frac{\Delta n_1 \cdot \Delta n_2}{d} \quad (102)$$

17.3 The Newton gravitation force.

The Newton gravitation force is given by

$$F = G \frac{M_1 \cdot M_2}{d^2} \quad \text{where} \quad G = 6.6726 \cdot 10^{-11} \frac{\text{m}^3}{\text{kg s}^2} \quad (103)$$

With $\Delta G = \gamma M$ from (68) we get

$$F = \frac{G}{\gamma^2} \frac{\Delta G_1 \cdot \Delta G_2}{d^2} \quad \text{with} \quad \gamma_G = 5.3779 \cdot 10^8 \text{ kg}^{-1} \quad (104)$$

where ΔG gives the number of reintegrated electrons and positrons to the nuclei

for the mass M and in the time Δt . Or

$$F = 2.30712 \cdot 10^{-28} \frac{\Delta G_1 \cdot \Delta G_2}{d^2} \quad (105)$$

Calculation example: We calculate the gravitation force between two neutrons. Neutrons are composed of $n^+ = 919$ positrons and $n^- = 919$ electrons. The number of reintegrated electrons and positrons per time Δt is

$$\Delta G = \gamma M = 9.00744 \cdot 10^{-19} \quad \frac{\Delta G}{\Delta t} = 1.114 \cdot 10^2 \text{ s}^{-1} \quad (106)$$

The Newton gravitation force between two neutrons is

$$F = 1.87186 \cdot 10^{-64} \frac{1}{d^2} N \quad (107)$$

17.4 The Ampere gravitation force.

From (80) we have that

$$F_R = R \frac{M_1 M_2}{d} \quad \text{with} \quad R = 2.5551 \cdot 10^{-32} v_2 = R(v_2) \quad (108)$$

and with $\Delta_R = \gamma_A M$, where Δ_R gives the number of reintegrated electrons or positrons in the time Δt we can write

$$F_R = \frac{R}{\gamma_A^2} \frac{\Delta_{R_1} \cdot \Delta_{R_2}}{d} \quad \text{with} \quad \gamma_A = 1.07558 \cdot 10^9 \text{ kg}^{-1} \quad (109)$$

or

$$F_R = 2.20863 \cdot 10^{-50} v_2 \frac{\Delta_{R_1} \cdot \Delta_{R_2}}{d} \quad (110)$$

where v_2 is the relative speed between the gravitating bodies as shown in Fig. 18.

17.5 The Quarks.

The existence of Quarks were first inferred from the study of hadron spectroscopy. Inferred means that they were reconstructed from the final measured products obtained after collisions of particles. The final products are neutrons, protons, pions, muons, electrons, positrons, photons, and neutrinos. As neutrons, protons, pions and muons are composed of electrons and positrons, the real final products are electrons, positrons photons and neutrinos. In the $E\&R$ model the photon is a sequence of neutrinos what reduces the final products to electrons, positrons and neutrinos.

The concept is shown in Fig: 20

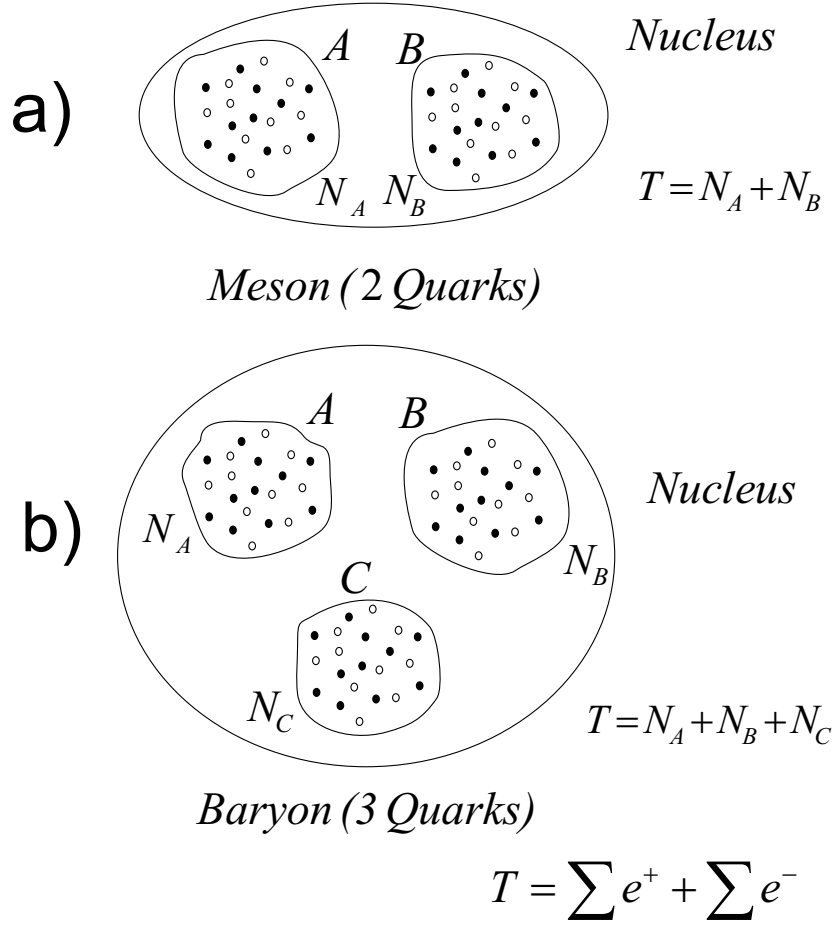


Figure 20: Nucleus composed of quarks.

To explain the interpretation given with the model *E&R* UFT we calculate an example with the proton.

Example: The proton has a mass of $938.2723 \text{ MeV}/c^2$. With the mass of an electron or positron of $0.511 \text{ MeV}/c^2$ we get ≈ 1837.00 electrons and positrons from which $n^+ = 919$ are positrons and $n^- = 918$ electrons. The mass of the proton m_p is equal 1837 times the mass of an electron plus the binding energy.

$$1837 m_e + m_{binding} = m_p \quad (111)$$

The total number of electrons and positrons at the proton are

$$T = N_A + N_B + N_C = n^+ + n^- = 1837 \quad (112)$$

where N_i is the total number of electrons and positrons at Quark i .

As the proton is a baryon it has three quarks with the electric charge uud . With the SM we get the charge of the proton adding the fractional charges

$$u + u - d = \frac{2}{3} + \frac{2}{3} - \frac{1}{3} = 1 \quad (113)$$

Charges that are a fraction of the charge of an electron or positron violate the charge conservation principle.

The finding of the “ $E\&R$ ” model that electrons and positrons neither attract nor repel each other when the distance between them tend to zero, allows to interpret the charge numbers Q of quarks as the relative charge

$$u = \left| \frac{N_i^+ - N_i^-}{N_i} \right| \quad \text{and} \quad d = - \left| \frac{N_i^+ - N_i^-}{N_i} \right| \quad (114)$$

where N_i^+ and N_i^- are the number of positrons and electrons at the quark i and $N_i = N_i^+ + N_i^-$ and $\Delta N_i = N_i^+ - N_i^-$.

As the sum of the differences between electrons and positrons at each quark must give the charge of the proton we write

$$u N_A + u N_B + d N_C = \frac{2}{3}N_A + \frac{2}{3}N_B - \frac{1}{3}N_C = 1 \quad (115)$$

With equations (112) and (115) we can calculate N_A , N_B and N_C if we know one of them. If we fix for the moment arbitrarily $N_A = 499$ we get

$$N_A = 499 \quad N_B = 114.33 \quad N_C = 1223.66 \quad (116)$$

We should get integer numbers, but this is irrelevant for the moment to understand the new interpretation and continue with the obtained results and get

$$\Delta N_A = \frac{2}{3}N_A = 332.66 \quad \Delta N_B = \frac{2}{3}N_B = 76.22 \quad \Delta N_C = -\frac{1}{3}N_C = -407.886 \quad (117)$$

or

$$\Delta N_A + \Delta N_B + \Delta N_C = 332.66 + 76.22 - 407.886 = 0.994 \quad (118)$$

The **rest masses** of the quarks are, with m_e the mass of the electron

$$m_A = N_A m_e = 4.54558 \cdot 10^{-28} \text{ kg} \quad m_B = N_B m_e = 1.03847 \cdot 10^{-28} \text{ kg} \quad (119)$$

$$m_C = N_C m_e = 1.11498 \cdot 10^{-27} \text{ kg} \quad (120)$$

Note: The rest masses m_A and m_B which belong to the same type u of quarks of the proton are not equal.

As chemical elements are composed of protons and neutrons, the atomic number Z of an element can be expressed as the sum of the ΔN of its quark constituents.

$$Z = \sum_i \Delta N_i \quad (121)$$

Note: All hadrons have a total charge equal -1 , 0 or 1 . No hadron has a charge greater than $|\pm 1|$ as can be observed at the chemical elements where $Z \geq 1$. Quarks play a similar function in hadrons as protons and neutrons play in the chemical elements.

Now we come back to the fractional numbers of N and ΔN . If we round the fractional numbers slightly to get integer numbers as follows

$$N_A = 499 \quad N_B = 114 \quad N_C = 1224 \quad \text{to get} \quad T = 1837 \quad (122)$$

$$\Delta N_A = 333 \quad \Delta N_B = 76 \quad \Delta N_C = 408 \quad \text{to get} \quad \sum \Delta N = 1 \quad (123)$$

we get for the relative charge of the quarks

$$u_A = \frac{\Delta N_A}{N_A} = 0,6673 \quad u_B = \frac{\Delta N_B}{N_B} = 0.6666 = \quad d_C = \frac{\Delta N_C}{N_C} = 0.33333 = \quad (124)$$

and if we compare with $\frac{2}{3} = 0.6666666$ and $\frac{1}{3} = 0.333333$ we see that they are in the error range of measurements.

More examples:

For the π^+ **particle** we have that $n^+ = 137$ and $n^- = 136$ and that it is an $u\bar{d}$ particle.

$$T = N_A + N_B = n^+ + n^- = 273 \quad (125)$$

$$u - \bar{d} = \frac{2}{3} + \frac{1}{3} = 1 \quad (126)$$

With the equations

$$\frac{2}{3} N_A - \frac{1}{3} N_B = 1 \quad \text{and} \quad N_A + N_B = 273 \quad (127)$$

we get

$$N_A = 92 \quad \Delta N_A = u N_A = 61.333 \quad (128)$$

$$N_B = 181 \quad \Delta N_B = d N_B = -60.333 \quad (129)$$

$$\Delta N_A + \Delta N_B = 61.333 - 60.333 = 1 \quad (130)$$

The **rest masses** of the quarks are

$$m_A = N_A m_e = 8.3806 \cdot 10^{-29} \text{ kg} \quad m_B = N_B m_e = 1.6488 \cdot 10^{-28} \text{ kg} \quad (131)$$

For the **neutron** we have that $n^+ = 919$ and $n^- = 919$ and that it is a *udd* particle. We get

$$T = N_A + N_B + N_C = n^+ + n^- = 1838 \quad (132)$$

$$u - d - d = \frac{2}{3} - \frac{1}{3} - \frac{1}{3} = 0 \quad (133)$$

For the Σ^+ **particle** we have that $n^+ = 1164$ and $n^- = 1163$ and that it is an *uus* particle.

$$T = N_A + N_B + N_C = n^+ + n^- = 2327 \quad (134)$$

$$u + u + s = \frac{2}{3} + \frac{2}{3} - \frac{1}{3} = 1 \quad (135)$$

The distribution of electrons and positrons on the different quarks must not be necessarily static.

Conclusion: The Q values for the electric charge at quarks refer to the relative charge of the quarks. With the “*E&R*” model we have no violation of the principle of charge conservation at each quark. All charges are integer multiples of the charge of an electron which constitutes the unit of the charge.

Note: No strong forces or gluons are necessary to hold quarks together, because for the distance tending to zero electrons and positrons neither attract nor repel each other. The distribution of electrons and positrons on the quarks is not a constant. The number N_i at the same quark u of different hadrons is different because u gives only the relative charge of the quark.

18 QED and QCD

We have seen, that all known four forces are explained with the three interactions between subatomic particles from sec. 6. QED is based on these three types of electromagnetic interactions.

QCD is introduced to describe the weak and the strong interactions. The strong interaction doesn't exist because nucleons consist of electrons and positrons that neither attract nor repel each other when the distance between them tend to zero.

The weak interaction is an electromagnetic interaction between migrated electrons or positrons that interact with the remaining electrons and positrons of the nuclei core. The interaction is weak because the angle β between the longitudinal angular momenta of the FPs is small and so the cross product.

19 Atomic clocks and gravitation.

The core of the atomic clock is a tunable microwave cavity containing a gas. In a hydrogen maser clock the gas emits microwaves (the gas masers) on a hyperfine transition, the field in the cavity oscillates, and the cavity is tuned for maximum microwave amplitude. Alternatively, in a caesium or rubidium clock, the beam or gas absorbs microwaves and the cavity contains an electronic amplifier to make it oscillate. For both types the atoms in the gas are prepared in one electronic state prior to filling them into the cavity. For the second type the number of atoms which change electronic state is detected and the cavity is tuned for a maximum of detected state changes. The atomic beam standard is a direct extension of the Stern-Gerlach atomic splitting experiment.

Gravitation is generated by the reintegration of migrated electrons and positrons to their nuclei transferring their momenta to electrons and positrons of other nuclei. At each prepared neutral atom that forms part of the ray of atoms at a Stern-Gerlach splitting, momenta are permanently received from electrons and positrons that are reintegrated at the gravitating partner. This high frequency flux of momenta on the components of the prepared atoms at the Stern-Gerlach device modifies the energy levels of the electrons, changing slightly the frequencies of the emitted or absorbed electric waves. The frequency of an atomic clock is modified by gravitation.

Gravitation is composed of the Newton and the Ampere component which are both a function of the distance between the gravitation bodies. The Ampere component is additionally a function of the relative speed between the gravitating bodies. The mathematical expression of the function has still to be found.

20 Quantification of irradiated energy and movement.

20.1 Quantification of irradiated energy.

To express the energy irradiated by a BSP as quantified in angular momenta over time we start with

$$E = E_e = E_s + E_n = \sqrt{E_o^2 + E_p^2} \quad \Delta t = K r_o r_{o_p} \quad r_o = \frac{\hbar c}{E_e} \quad r_{o_p} = \frac{\hbar c}{E_o} \quad (136)$$

with r_o the radius of the moving particle and r_{o_p} the radius of the resting probe particle. It is

$$\Delta t = K r_o r_{o_p} \frac{r_{o_p}}{r_{o_p}} = K r_{o_p}^2 \frac{r_o}{r_{o_p}} = \Delta_o t \frac{r_o}{r_{o_p}} \quad (137)$$

with

$$\Delta_o t = \Delta t_{(v=0)} = K \frac{\hbar^2 c^2}{E_o^2} = 8.082097 \cdot 10^{-21} \text{ s} \quad \text{with} \quad K = 5.4274 \cdot 10^4 \text{ s/m}^2 \quad (138)$$

We now define $E_e \Delta t$ and get

$$E_e \Delta t = K \frac{\hbar^2 c^2}{E_o} = K \frac{h^2}{4 \pi^2 m} = h \quad (139)$$

equation that is valid for every speed $0 \leq v \leq c$ of the BSP giving

$$E_e \Delta t = E_o \Delta_o t = h \quad (140)$$

where h is the Planck constant.

Note: In the equation $E_e \Delta t = h$ the energy E_e is the total energy of the moving particle and the differential time Δt is the time the differential momentum Δp is active to give the force $F = \Delta p / \Delta t$ between the moving and the probe particle.

In connection with the quantification of the energy $E = J \nu$ the following cases are

possible:

- A common frequency ν_g exists and the angular momentum J is variable.
- A common angular momentum J_g exists and the frequency ν is variable.

The concept is shown in Fig. 21.

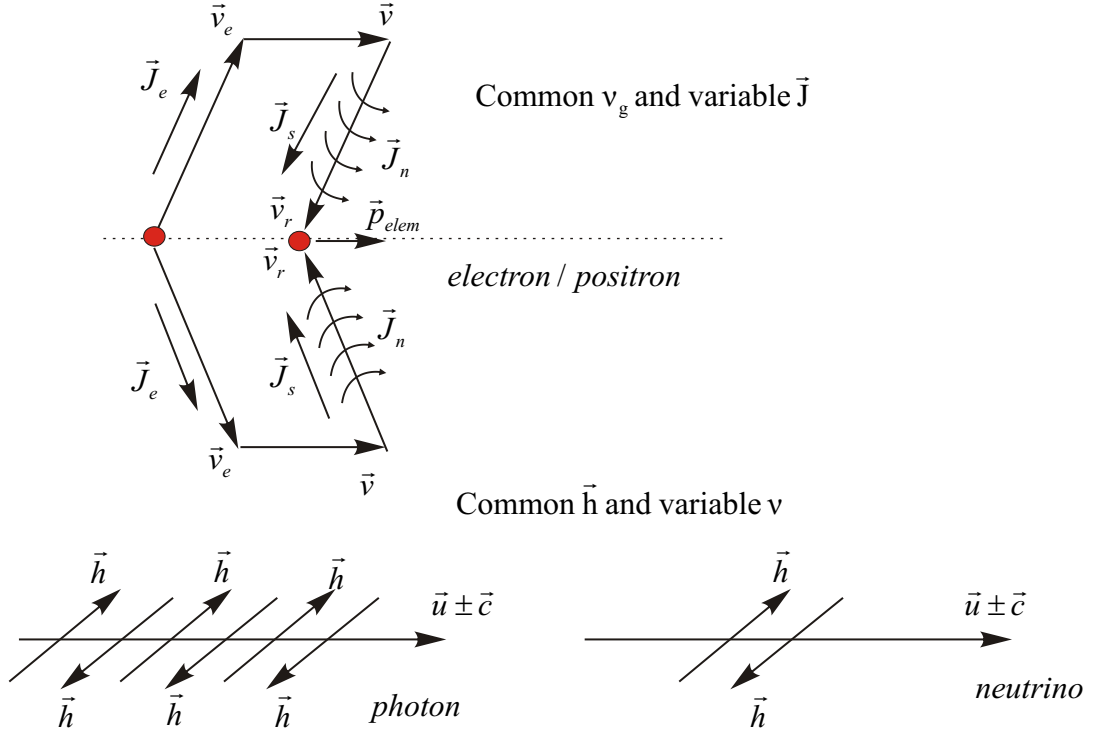


Figure 21: Quantification of linear momentum

We define for a common angular momentum $J_g = h$ the equivalent angular frequencies ν , ν_o and ν_p with the following equations

$$E = E_e = h \nu \quad \nu = \frac{1}{\Delta t} \quad \text{and} \quad E_p = p c = h \nu_p \quad (141)$$

and

$$E_o = m c^2 = h \nu_o \quad \nu_o = \frac{1}{\Delta_o t} = 1.2373 \cdot 10^{20} \text{ s}^{-1} \quad (142)$$

We have already defined the angular frequencies ν_e , ν_s and ν_n for the FPs with the following equations

$$E_e = E_s + E_n \quad \text{and} \quad dE_e = dE_s + dE_n \quad (143)$$

With a common angular momentum $J_g = h$ it is

$$dE_e = E_e d\kappa = h \nu_e \quad dE_s = E_s d\kappa = h \nu_s \quad dE_n = E_n d\kappa = h \nu_n \quad (144)$$

The relation between the angular frequencies of FPs and the equivalent angular frequencies is

$$\nu = \sum_i \nu_{e_i} = \sum_i \nu_{s_i} + \sum_i \nu_{n_i} = \sqrt{\nu_o^2 + \nu_p^2} \quad (145)$$

If all FPs have the same angular frequency $\nu_{e_i} = \nu_{s_i} = \nu_{n_i} = \nu_{FP}$ we get

$$\nu = N_e \nu_{FP} = N_s \nu_{FP} + N_n \nu_{FP} = \sqrt{\nu_o^2 + \nu_p^2} \quad (146)$$

with N the corresponding total number of FPs of the BSP. If we multiply the equation with h we get

$$h \nu = N_e h \nu_{FP} = N_s h \nu_{FP} + N_n h \nu_{FP} = h \sqrt{\nu_o^2 + \nu_p^2} \quad (147)$$

or

$$E = E_e = E_s + E_n = \sqrt{E_o^2 + E_p^2} \quad (148)$$

with $E_{FP} = h \nu_{FP}$ the energy of one FP.

20.1.1 Fundamental equations expressed as functions of the powers exchanged by the BSPs.

We define the quantized emission of energy for a BSP with $v \neq c$ defining the power as

$$P_e = \frac{E_e}{\Delta t} = E_e \nu \quad \nu = \frac{1}{\Delta t} \quad (149)$$

$$P_e = \frac{E_e}{\Delta t} = \frac{1}{\Delta t} \sqrt{E_o^2 + E_p^2} = \sqrt{P_o^2 + P_p^2} = E_s \nu + E_n \nu = P_s + P_n \quad (150)$$

where

$$P_o = E_o \nu \quad P_p = E_p \nu \quad P_s = E_s \nu \quad P_n = E_n \nu \quad (151)$$

For the differential powers we get

$$dP_e = \nu E_e d\kappa \quad dP_s = \nu E_s d\kappa \quad dP_n = \nu E_n d\kappa \quad (152)$$

Now we show that the fundamental equations of sec 6 for the generation of linear momentum can be expressed as functions of the powers of their interacting BSPs.

With

$$dE = E d\kappa \quad dH = \sqrt{E} d\kappa = H d\kappa \quad \text{and} \quad \frac{H}{\sqrt{\Delta t}} = \sqrt{E} \nu = \sqrt{P} \quad (153)$$

the equations for the Coulomb, Ampere and induction forces of sec. 6 can be transformed to

$$d'F \bar{s}_R = \frac{d'p}{\Delta t} \bar{s}_R \propto \frac{1}{c} \oint_R \left\{ \int_{r_1}^{\infty} \frac{H_1}{\sqrt{\Delta_1 t}} d\kappa_{r_1} \int_{r_2}^{\infty} \frac{H_2}{\sqrt{\Delta_2 t}} d\kappa_{r_2} \right\} \bar{s}_R \quad (154)$$

with

$$\sqrt{\Delta_1 t} \sqrt{\Delta_2 t} = \sqrt{K} r_{o_1} \sqrt{K} r_{o_2} = K r_{o_1} r_{o_2} = \Delta t \quad (155)$$

and

$$\frac{H_1}{\sqrt{\Delta_1 t}} = \frac{\sqrt{E_1}}{\sqrt{\Delta_1 t}} = \sqrt{\frac{E_1}{\Delta_1 t}} = \sqrt{P_1} \quad P = \frac{E^3}{K \hbar^2 c^2} \approx \frac{E^3}{K \cdot 10^{-51}} \quad (156)$$

Finally we get the general formulation for the fundamental equations of sec 6 for the generation of linear momentum expressed as functions of the powers of their interacting BSPs.

$$d'F \bar{s}_R = \frac{d'p}{\Delta t} \bar{s}_R \propto \frac{1}{c} \oint_R \left\{ \int_{r_1}^{\infty} \sqrt{P_1} d\kappa_{r_1} \int_{r_2}^{\infty} \sqrt{P_2} d\kappa_{r_2} \right\} \bar{s}_R \quad (157)$$

It is also possible to define differential energy fluxes for BSPs. We start with

$$dP_e = \nu E_e d\kappa \quad dP_s = \nu E_s d\kappa \quad dP_n = \nu E_n d\kappa \quad (158)$$

and with

$$d\kappa = \frac{1}{2} \frac{r_o}{r^2} dr \sin \varphi d\varphi \frac{d\gamma}{2\pi} \quad \text{and} \quad dA = r^2 \sin \varphi d\varphi d\gamma \quad (159)$$

The concept is shown in Fig. 22.

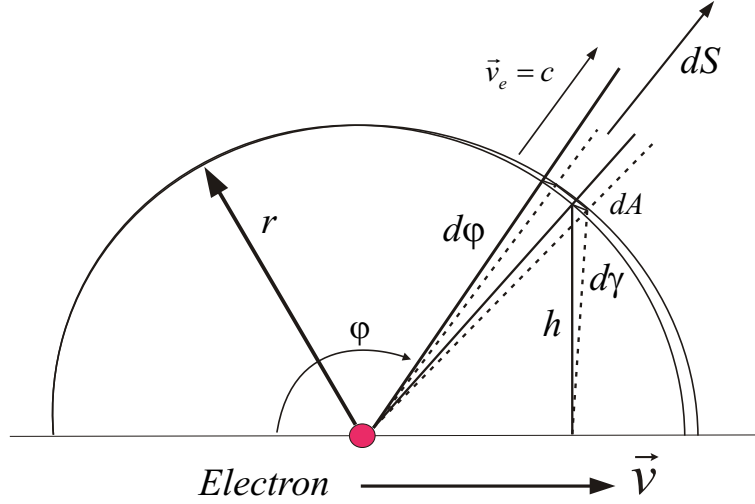


Figure 22: Emitted Energy flux density dS of a moving electron

The cumulated differential energy flux is

$$\int_r^\infty dP_e = \nu E \int_r^\infty d\kappa = \nu E \frac{1}{2} \frac{r_o}{r} \sin \varphi d\varphi \frac{d\gamma}{2\pi} \quad J \text{ s}^{-1} \quad (160)$$

The cumulated differential energy flux density is

$$\int_r^\infty dS_e = \frac{1}{dA} \int_r^\infty dP_e = \nu E_e \frac{1}{4\pi} \frac{r_o}{r^3} \quad \frac{J}{m^2 \text{ s}} \quad (161)$$

To get the total cumulated energy flux through a sphere with a radius r we make $r_o = r$ and integrate over the whole surface $A = 4\pi r^2$ of the sphere and get

$$4\pi r^2 \int_r^\infty dS_e = \nu E_e \quad \frac{J}{m^2 \text{ s}} \quad (162)$$

Note: The differential energy flux density is independent of φ and γ and therefore independent of the direction of the speed v . This is because of the relativity of the speed v that does not define who is moving relative to whom.

20.1.2 Physical interpretation of an electron and positron as radiating and absorbing FPs:

The emitted differential energy is

$$dE_e = E_e d\kappa = \frac{h}{\Delta t} \frac{1}{2} \frac{r_o}{r^2} dr \sin \varphi d\varphi \frac{d\gamma}{2\pi} \quad (163)$$

With the help of Fig. 22 we see that the area of the sphere is $A = 4\pi r^2$, and we get

$$dE_e = \frac{h}{\Delta t A} r_o dr \sin \varphi d\varphi d\gamma \quad (164)$$

We now define

$$dE_e = \sigma_h r_o dr \sin \varphi d\varphi d\gamma \quad \text{with} \quad \sigma_h = \frac{h}{\Delta t A} \quad (165)$$

where σ_h is the *current density of fundamental angular momentum* h .

We can also write

$$dE_e = \sigma_h dA \quad \text{with} \quad dA = r_o dr \sin \varphi d\varphi d\gamma \quad (166)$$

20.2 Energy and density of Fundamental Particles.

20.2.1 Energy of Fundamental Particles.

The emission time of photons from **isolated** atoms is approximately $\tau = 10^{-8} s$ what gives a length for the train of waves of $L = c \tau = 3 m$. The total energy of the emitted photon is $E_t = h \nu_t$ and the wavelength is $\lambda_t = c/\nu_t$. We have defined (see Fig. 21), that the photon is composed of a train of FPs with alternated opposed angular momenta where the distance between two consecutive FPs is equal $\lambda_t/2$. The number of FPs that build the photon is therefore $N_{\mathbf{FP}} = L/(\lambda_t/2)$ and we get for the energy of one FP

The concept is shown in Fig. 23

$$E_{\mathbf{FP}} = \frac{E_t}{N_{\mathbf{FP}}} = \frac{E_t \lambda_t}{2 L} \quad c = \lambda_t \nu_t \quad (167)$$

and for the angular frequency of the angular momentum h

$$\nu_{\mathbf{FP}} = \frac{E_{\mathbf{FP}}}{h} \quad (168)$$

Finally we get

$$\nu_t = N_{\mathbf{FP}} \nu_{\mathbf{FP}} \quad \text{with} \quad N_{\mathbf{FP}} = \frac{L}{\lambda_t/2} \quad (169)$$

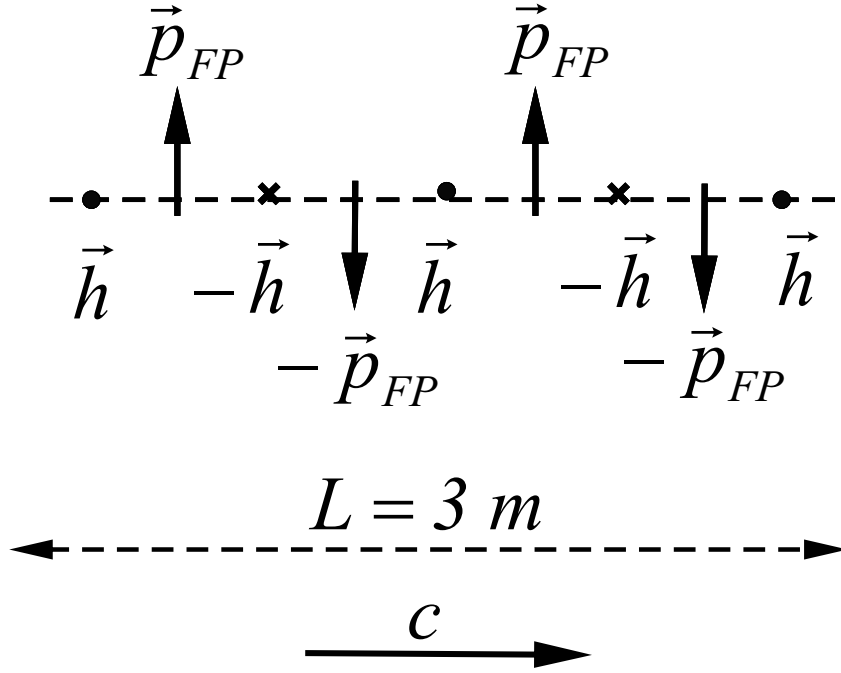
Note: The frequency ν_t represents a linear frequency where the relation with the velocity v and the wavelength λ_t is given by $v = \lambda_t \nu_t$. The frequency $\nu_{\mathbf{FP}}$ represents the angular frequency of the angular momentum h .

The energy of a photon is given with

$$E_t = \sum_1^{N_{\mathbf{FP}}} E_{\mathbf{FP}} \quad (170)$$

We now **assume** that the length of a photon is inverse proportional to the frequency

Photon



Legend:

• ×

FPs with transversal angular momenta \vec{h}

Figure 23: Photon as sequence of opposed angular momenta

ν . We know that $L = 20 \text{ cm}$ for $\lambda = 509 \text{ nm}$ and get

$$L = K_\nu \frac{1}{\nu} \quad K_\nu = L \nu = L \frac{c}{\lambda} = 1.1787 \cdot 10^{14} \quad N_{FP} = \frac{2}{c} K_\nu = 7.8585 \cdot 10^5 \quad (171)$$

We get for the energy of the FP

$$E_{FP} = \frac{E_t}{N_{FP}} = 1.2715 \cdot 10^{-6} E_t \quad (172)$$

The momentum generated by a pair of FPs with opposed angular momenta is

$$p_{\text{FP}} = \frac{2 E_{\text{FP}}}{c} \quad (173)$$

Note: Isolated FPs have only angular momenta, they have no linear momenta

and therefore cannot generate a force through the change of linear momenta . Linear momentum is generated only out of pairs of FPs with opposed angular momentum as defined in sec. 4. It makes no sense to define a dynamic mass for FPs because they have no linear inertia, which is a product of the energy stored in FPs with opposed angular momenta. FPs that meet in space interact changing the orientation of their angular momenta but conserving each its energy.

20.2.2 Density of Fundamental Particles.

We have defined that

$$dE = E d\kappa = E \frac{1}{2} \frac{r_o}{r^2} dr \sin \varphi d\varphi \frac{d\gamma}{2\pi} \quad \text{and} \quad dV = r^2 dr \sin \varphi d\varphi d\gamma \quad (174)$$

resulting for the energy density

$$\omega = \frac{dE}{dV} = \frac{E}{4\pi} \frac{r_o}{r^4} \quad J m^{-3} \quad (175)$$

The density of FPs we define as

$$\omega_{FP} = \frac{\omega}{E_{FP}} = \frac{1}{4\pi} \frac{E}{E_{FP}} \frac{r_o}{r^4} \quad m^{-3} \quad (176)$$

with $E_{FP} = h \nu_{FP} = 3.313 \cdot 10^{-26} J$.

The concept is shown in Fig. 3

The energy emitted by a BSP is equal to the sum of the energies of the regenerating FPs with longitudinal (s) and transversal (n) angular momenta. The corresponding densities are

$$\omega_{FP}^{(s)} = \frac{1}{4\pi} \frac{E_s}{E_{FP}} \frac{r_o}{r^4} \quad \omega_{FP}^{(n)} = \frac{1}{4\pi} \frac{E_n}{E_{FP}} \frac{r_o}{r^4} \quad m^{-3} \quad (177)$$

As $E_e = E_s + E_n$ we get

$$\omega_{FP}^{(e)} = \omega_{FP}^{(s)} + \omega_{FP}^{(n)} \quad m^{-3} \quad (178)$$

The number dN_{FP} of FPs in a volume dV is given with

$$dN_{FP} = \omega_{FP} dV \quad \text{and with} \quad dV = r^2 dr \sin \varphi d\varphi d\gamma \quad (179)$$

we get

$$dN_{FP} = \frac{1}{2\pi} \frac{E}{E_{FP}} d\kappa \quad (180)$$

With the definition of $\mu_{FP} = E_{FP}/c^2$, where μ_{FP} is the dynamic mass of a FP, we get for the density of the mass

$$\omega_\mu = \frac{\mu_{FP} dN_{FP}}{dV} = \mu_{FP} \omega_{FP} \quad kg \ m^{-3} \quad (181)$$

The rest mass m of a BSP expressed as a function of the dynamic mass μ_{FP} of its FPs is

$$m = N_{FP_o} \mu_{FP} = \frac{\nu_o}{\nu_{FP}} \mu_{FP} \quad (182)$$

Note: In the present theory all BSPs are expressed through FPs with the Energy E_{FP} , the angular frequency ν_{FP} and the dynamic mass μ_{FP} .

20.3 Quantification of movement.

An isolated moving BSP has a potential energy

$$E = E_s + E_n \quad (183)$$

which is a function of the relative speed v to the selected reference coordinate. The potential energy will manifest when the isolated moving BSP interacts with a BSP which is static in the selected coordinate system.

The time variation Δt derived for the variation dp of the momentum for the Coulomb, Ampere and Induction forces between two BSPs, we use also as time variation to describe the movement of a BSP that moves with constant speed $v = \Delta x/\Delta t$ where $dp = 0$.

The energy E_n is responsible for the movement of the BSP and the number of FPs that generate the movement during the time Δt is

$$N_{FP}^{(n)} = \frac{E_n}{E_{FP}} \quad (184)$$

The total momentum of a BSP moving with constant speed v is therefore

$$p = m v = N_{FP}^{(n)} p_{FP} = m \frac{\Delta x}{\Delta t} \quad (185)$$

with p_{FP} defined in eq. (173). For Δx we get

$$\Delta x = N_{FP}^{(n)} p_{FP} \frac{\Delta t}{m} \quad (186)$$

For $v = 0$ we get

$$v = 0 \quad E_n = 0 \quad N_{FP}^{(n)} = 0 \quad \Delta x = 0 \quad (187)$$

For $v \rightarrow c$ we get with $\Delta t = K r_o^2$ with r_o the radius of the moving BSP

$$v \rightarrow c \quad E_p \rightarrow \infty \quad E_n \rightarrow \infty \quad N_{FP}^{(n)} \rightarrow \infty \quad \Delta t \rightarrow 0 \quad (188)$$

$$\lim_{v \rightarrow c} \Delta x = \lim_{v \rightarrow c} \frac{2 K \hbar^2 c}{m E_p} = 0 \quad for \quad v \rightarrow c \quad (189)$$

$$\lim_{v \rightarrow c} \frac{\Delta x}{\Delta t} = v \quad (190)$$

Note: For the isolated BSP moving with constant speed v we have no static probe BSP with radius r_{op} that measures the force between them, force that is zero because $dp = 0$. There is no difference between the two BSPs and the equation $\Delta t = K r_o r_{op}$ becomes $\Delta t = K r_o^2$ with r_o the radius of the moving BSP.

21 Quantification of forces between BSPs and CSPs.

In [11] the speed $v = k c$ was derived with which migrated BSP are reintegrated generating the Coulomb force and the two components of the gravitation force. In sec. 20.2.1 we have seen that the momentum generated by one pair of FPs with opposed angular momenta is

$$p_{FP} = \frac{2 E_{FP}}{c} = 2.20866 \cdot 10^{-34} \text{ kgms}^{-1} \quad (191)$$

We define now an elementary momentum

$$p_{elem} = m k c = 2.0309 \cdot 10^{-23} \text{ kgms}^{-1} \quad (192)$$

The number of pairs of FPs required to generate the momentum p_{elem} in the time $\Delta_o t$ is

$$\frac{p_{elem}}{p_{FP}} = 9.1951 \cdot 10^{10} \quad (193)$$

In the following subsections we express all known forces quantized in elementary linear momenta p_{elem} .

21.1 Quantification of the Coulomb force.

From the general eq. (32) from sec. 6 for the induced force, the Coulomb force between two BSPs was deduced in [11] giving

$$F_2 = \frac{a m c r_o^2}{4 \Delta_o t d^2} \int \int_{Coulomb} \quad \text{with} \quad \int \int_{Coulomb} = 2.0887 \quad (194)$$

We now write the equation as follows

$$F_2 = N_C(d) \frac{1}{\Delta_o t} p_{elem} = N_C(d) \nu_o p_{elem} \quad p_{elem} = m k c \quad a = 8.774 \cdot 10^{-2} \quad (195)$$

with

$$N_C(d) = \frac{a r_o^2}{4 k d^2} \int \int_{Coulomb} = 9.1808 \cdot 10^{-26} \frac{1}{d^2} \quad (196)$$

$N_C(d)$ gives the probability that FPs meet in space and generate opposed angular momenta.

We can define a frequency $\nu_C(d) = N_C(d) \nu_o$ which gives the number of elementary linear momenta p_{elem} during the time $\Delta_o t$ resulting in the force F_2 .

For an inter-atomic distance of $d = 10^{-10} m$ we get $N_C = 9.1808 \cdot 10^{-6}$ resulting a frequency of elementary momenta of

$$\nu_C(d) = N_C(d) \nu_o = 1.1359 \cdot 10^{15} s^{-1} \quad \text{for} \quad d = 10^{-10} m \quad (197)$$

21.2 Quantification of the Ampere force between straight infinite parallel conductors.

From the general eq. (30) from sec. 6 the Ampere force between two parallel conductors was derived in [11] arriving to

$$\frac{F}{dl} = \frac{b}{c \Delta t} \frac{r_o^2}{64 m} \frac{I_{m_1} I_{m_2}}{d} \int \int_{Ampere} \quad \text{with} \quad \int \int_{Ampere} = 5.8731 \quad (198)$$

and $b = 0.25$. We now write the equation in the following form assuming that the velocity of the electrons is $v \ll c$ so that $\Delta t \approx \Delta_o t$ and the currents are $I_m \approx \rho_x m v$, where $\rho_x = N_x/\Delta x$ is the linear density of electrons that move with speed v in the

conductors.

$$F = N_A(d, I_{m_1}, I_{m_2}, \Delta l) \nu_o p_{elem} \quad p_{elem} = k m c \quad \nu_o = \frac{1}{\Delta_o t} \quad (199)$$

with

$$N_A(d, I_{m_1}, I_{m_2}, \Delta l) = \frac{b r_o^2}{64 k m^2 c^2} \frac{I_{m_1} I_{m_2}}{d} \int \int_{Ampere} \Delta l \quad (200)$$

or

$$N_A(d, I_{m_1}, I_{m_2}, \Delta l) = 6.1557 \cdot 10^{17} \frac{I_{m_1} I_{m_2}}{d} \Delta l \quad (201)$$

For a distance of $1m$ between parallel conductors with a length of $\Delta l = 1m$ and currents of $1A$ we get $N_A = 6.1557 \cdot 10^{17}$. The frequency of elementary momenta for this particular case

$$\nu_A = N_A(d, I_{m_1}, I_{m_2}, \Delta l) \nu_o = 7.6158 \cdot 10^{37} s^{-1} \quad (202)$$

21.3 Quantification of the induced gravitation force (Newton).

From sec. 15 eq. (62) we have that the gravitation force for **one** aligned reintegrating BSPs is

$$F_i = \frac{k m c}{4 K d^2} \int \int_{Induction} \quad with \quad \int \int_{Induction} = 2.4662 \quad (203)$$

which we can write with $\Delta_o t = K r_o^2$ and $p_{elem} = k m c$ as

$$F_i = N_i \nu_o p_{elem} \quad with \quad N_i = \frac{r_o^2}{4 d^2} \int \int_{Induction} \quad (204)$$

Considering that $\Delta G_1 \Delta G_2 = \gamma_G^2 M_1 M_2$ we can write for the total force between two masses M_1 and M_2

$$F_G = F_i \Delta G_1 \Delta G_2 = N_G \nu_o p_{elem} \quad with \quad N_G = N_i \Delta G_1 \Delta G_2 \quad (205)$$

where N_G represents the probability of elementary forces $f_{elem} = \nu_o p_{elem}$ in the time $\Delta_o t = K r_o^2$.

Finally we get

$$F_G = N_G(M_1, M_2, d) \nu_o p_{elem} \quad \text{with} \quad N_G = 2.6555 \cdot 10^{-8} \frac{M_1 M_2}{d^2} \quad (206)$$

The frequency with which elementary momenta are generated is

$$\nu_G = N_G(M_1, M_2, d) \nu_o = 3.2856 \cdot 10^{12} \frac{M_1 M_2}{d^2} \quad (207)$$

For the earth with a mass of $M_{\oplus} = 5.974 \cdot 10^{24} \text{ kg}$ and the sun with a mass of $M_{\odot} = 1.9889 \cdot 10^{30} \text{ kg}$ and a distance of $d = 147.1 \cdot 10^9 \text{ m}$ we get a frequency of $\nu_G = 1.8041 \cdot 10^{45} \text{ s}^{-1}$ for aligned reintegrating BSPs.

21.4 Quantification of the gravitation force due to parallel reintegrating BSPs (Ampere).

From sec. 16 eq. (77) we have for a pair of parallel reintegrating BSPs that

$$dF_R = 5.8731 \frac{b}{\Delta_o t} \frac{2 r_o^3}{64} \rho^2 m k \frac{v_2}{d} = 2.2086 \cdot 10^{-50} \frac{v_2}{d} N \quad (208)$$

which we can write as

$$dF_R = N \nu_o p_{elem} \quad \text{with} \quad N = 8.7893 \cdot 10^{-48} \frac{v_2}{d} \quad (209)$$

where

$$p_{elem} = k m c \quad \text{and} \quad k = 7.4315 \cdot 10^{-2} \quad (210)$$

The total Ampere force between masses M_1 and m_2 is given with eq. (79)

$$F_R = 2.5551 \cdot 10^{-32} v_2 \frac{M_1 M_2}{d} N \quad (211)$$

We now write the equation in the form

$$F_R = N_R(M_1, M_2, d) \nu_o p_{elem} \quad \text{with} \quad N_R = 1.01682 \cdot 10^{-29} v_2 \frac{M_1 M_2}{d} \quad (212)$$

The frequency with which pairs of FPs cross in space is

$$\nu_R = N_R(M_1, M_2, d) \nu_o = 1.25811 \cdot 10^{-9} v_2 \frac{M_1 M_2}{d} \text{ s}^{-1} \quad (213)$$

For the earth with a mass of $M_{\oplus} = 5.974 \cdot 10^{24} \text{ kg}$ and the sun with a mass of $M_{\odot} = 1.9889 \cdot 10^{30} \text{ kg}$ and a distance of $d = 1.5 \cdot 10^8 \text{ m}$ and a tangential speed of the earth around the sun of $v_2 = 30 \text{ m/s}$ we get a frequency of $\nu_R = 2.9896 \cdot 10^{39} \text{ s}^{-1}$ for parallel reintegrating BSPs. The frequency ν_G for aligned BSPs is nearly 10^6 times grater than the frequency for parallel reintegrating BSPs and so the corresponding forces.

21.5 Quantification of the total gravitation force.

The total gravitation force is given by the sum of the induced force between aligned reintegrating BSPs and the force between parallel reintegrating BSPs.

$$F_T = F_G + F_R = [N_G(M_1, M_2, d) + N_R(M_1, M_2, d)] p_{elem} \nu_o \quad (214)$$

or

$$F_T = F_G + F_R = p_{elem} \nu_o \left[\frac{2.6555 \cdot 10^{-8}}{d^2} + \frac{1.01682 \cdot 10^{-29}}{d} v_2 \right] M_1 M_2 \quad (215)$$

We define the distance d_{gal} as the distance for which $F_G = F_R$ and get

$$d_{gal} = \frac{2.6555 \cdot 10^{-8}}{1.01682 \cdot 10^{-29} v_2} = 2.6116 \cdot 10^{21} \frac{1}{v_2} \text{ m} \quad (216)$$

22 Electromagnetic and Gravitation emissions.

Fig. 24 shows the generation of the electromagnetic emission and the gravitation emission.

At **a**) a Subatomic Particle (SP), electron or positron, shows transversal angular momenta J_n of its Fundamental particles (FPs) when moving with constant moment p relative to a second SP (not shown). The transversal angular momenta of its FPs follow the right screw law in moving direction independent of the charge. FPs with opposed angular momenta are entangled and are fixed to the SP. No FPs are emitted when moving with constant speed.

When the moving SP approaches a second SP (not in the drawing), the opposed transversal angular momenta are passed to the second SP via their regenerating FPs so that the first SP loses moment while the second SPs gains moment.

At **b)** an oscillating SP is shown with the pairs of emitted FPs with opposed angular momenta at the closed circles changing cyclically their directions. At far distances from the SP trains of FPs with opposed angular momenta become independent from the SP and move with light speed (photons) relative to its source. According to which combination of opposed entangled FPs become independent we have a train with potentially transversal momenta p (shown) or potentially longitudinal momenta p (not shown).

At **c)** an SP is shown that migrates slowly to the right outside the atomic nucleus and is then reintegrated to the left with high speed to its nucleus. The migration is so slow that no transversal angular momenta are generated at their FPs. When reintegrated, FPs with opposed transversal angular momenta become independent and move until absorbed by regenerating FPs of a second SP (not shown). As the transversal angular momenta of a moving SP follow the right screw law in moving direction independent of the charge of the SP, the reintegration will generate always potential longitudinal momenta p in the direction of the nucleus. The emitted pairs of opposed angular momenta with potential longitudinal momenta p have all the same direction, and when passed to a second SP generate the gravitation force.

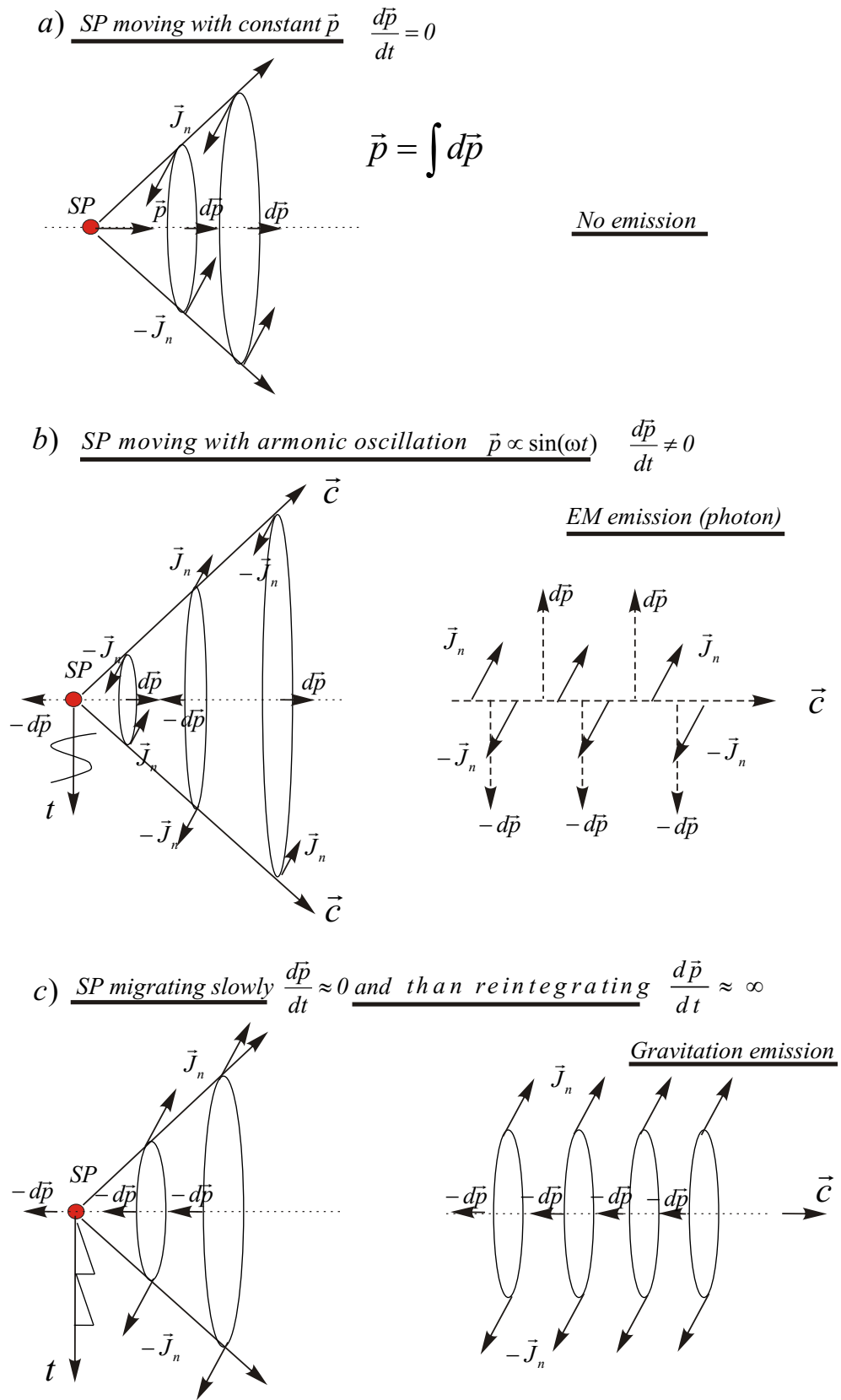


Figure 24: Electromagnetic and Gravitation emissions

23 Conventions introduced for BSPs.

Fig. 25 shows the convention used for the two types of electrons and positrons introduced.

The accelerating positron emits FPs with high speed $v_e = v_h \approx \infty$ and positive longitudinal angular momentum \bar{J}_s^+ ($\infty+$) and is regenerated by FPs with low speed $v_r = v_l = c$ and negative longitudinal angular momentum \bar{J}_s^- ($c-$).

The decelerating electron emits FPs with low speed $v_e = v_l = c$ and negative longitudinal angular momentum \bar{J}_s^- ($c-$) and is regenerated by FPs with high speed $v_r = v_h \approx \infty$ and positive longitudinal angular momentum \bar{J}_s^+ ($\infty+$).

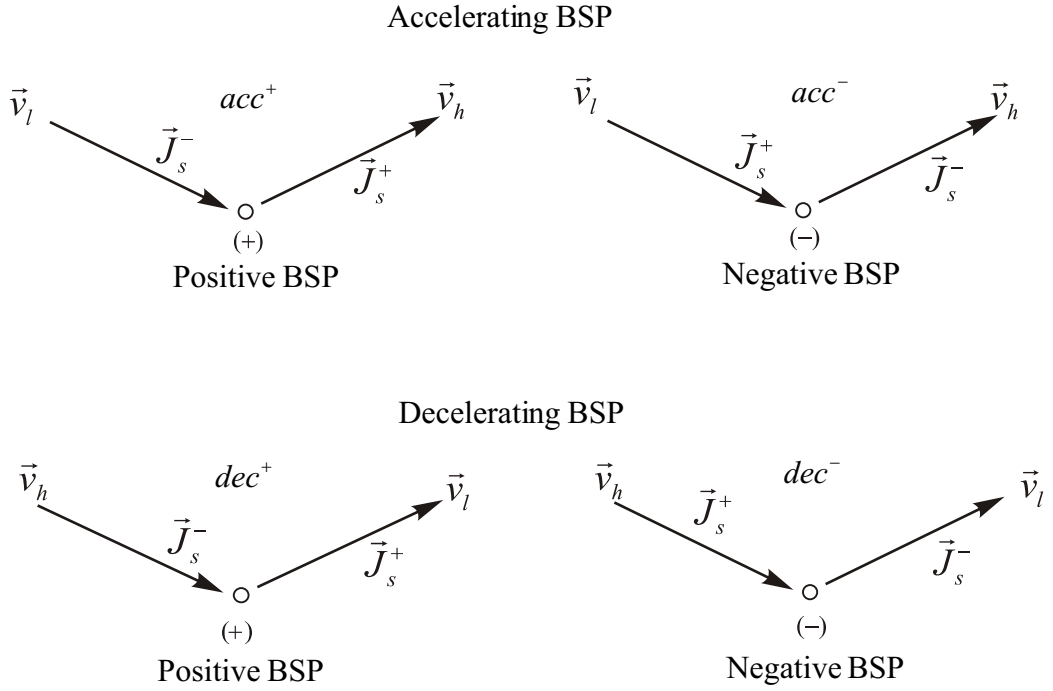


Figure 25: Conventions for BSPs

FPs emitted by BSPs are the regenerating FPs for other BSPs as follows:

- emitted FPs of the acc^+ regenerate the dec^-
- emitted FPs of the acc^- regenerate the dec^+
- emitted FPs of the dec^+ regenerate the acc^-
- emitted FPs of the dec^- regenerate the acc^+

FPs of the same speed, direction and opposed angular momentum compensate each other so that the following compensation of BSPs results:

- acc^+ compensates acc^-
- dec^+ compensates dec^-

Protons and neutrons can be seen as composed of electrons and positrons except for the binding energy.

We have the following possible types of protons, anti-protons and neutrons:

- $dec^+/acc^- - proton$ with $n^+ = 919$ and $n^- = 918$
- $acc^+/dec^- - proton$ with $n^+ = 919$ and $n^- = 918$
- $dec^-/acc^+ - anti - proton$ with $n^- = 919$ and $n^+ = 918$
- $acc^-/dec^+ - anti - proton$ with $n^- = 919$ and $n^+ = 918$
- $dec^+/acc^- - neutron$ with $n^+ = 919$ and $n^- = 919$
- $acc^+/dec^- - neutron$ with $n^+ = 919$ and $n^- = 919$

The two possible types of protons are shown in Fig. 26

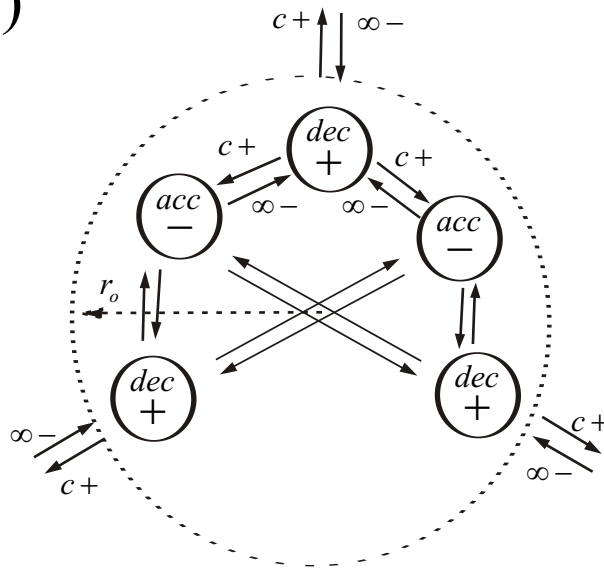
The two possible types of anti-protons are shown in Fig. 27

The two possible types of neutrons are shown in Fig. 28

If we overlap the two types of protons the internal FPs compensate because of the acc^+ / acc^- and the dec^+ / dec^- compensations, remaining only the external FPs which have same speed, opposed angular momentum but different directions. The same we have for the two types of anti-protons. This is important to explain nuclear magnetic resonance.

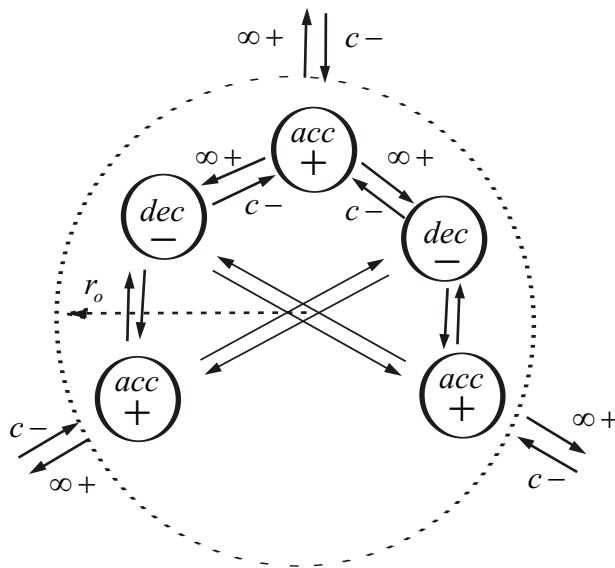
Protons

a)



$dec^+ / acc^- - proton$
 $n^+ = 919 \quad n^- = 918$

b)



$acc^+ / dec^- - proton$
 $n^+ = 919 \quad n^- = 918$

Legend:

$acc = accelerating, dec = decelerating$

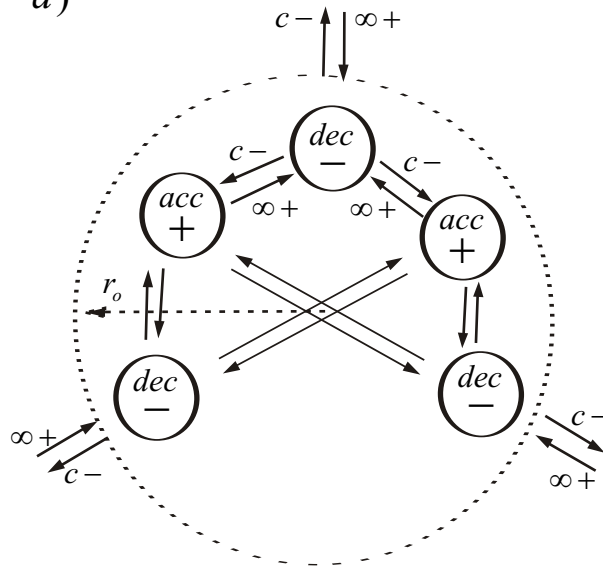
$c+ = light speed with positive torque$

$\infty- = high speed with negative torque$

Figure 26: Protons

Antiproton

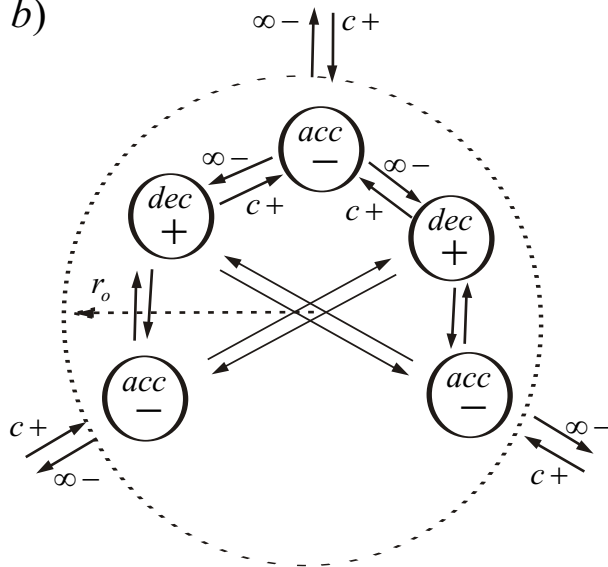
a)



$dec^- / acc^+ - antiproton$

$$n^- = 919 \quad n^+ = 918$$

b)



$acc^- / dec^+ - antiproton$

$$n^- = 919 \quad n^+ = 918$$

Legend:

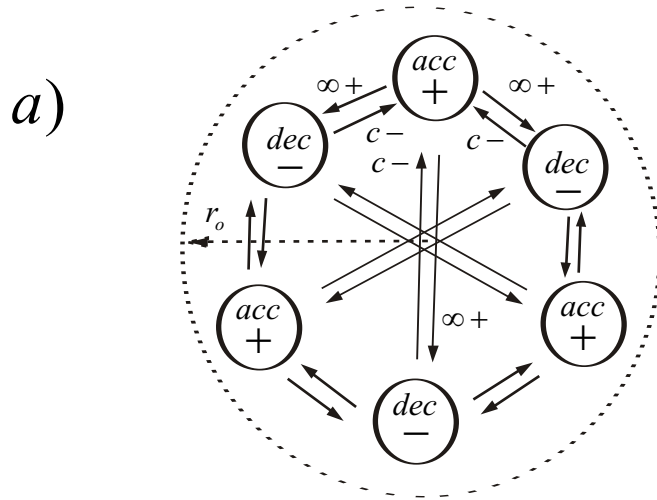
acc = accelerating, dec = decelerating

c^+ = light speed with positive torque

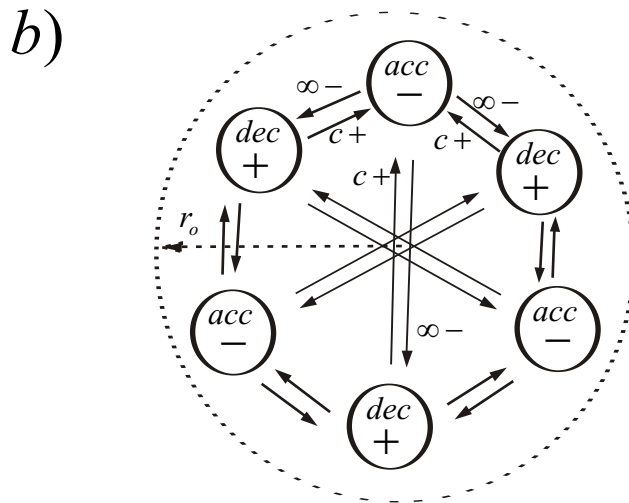
∞^- = high speed with negative torque

Figure 27: Anti-Protons

Neutrons



acc^+ / dec^- – neutron
 $n^+ = n^- = 919$



dec^+ / acc^- – neutron
 $n^+ = n^- = 919$

Legend:

acc = accelerating, dec = decelerating

$c+$ = light speed with positive torque

$\infty-$ = high speed with negative torque

Figure 28: Neutrons

Fig. 29 shows an acc^+/dec^- neutron with one migrated BSP and the net external field.

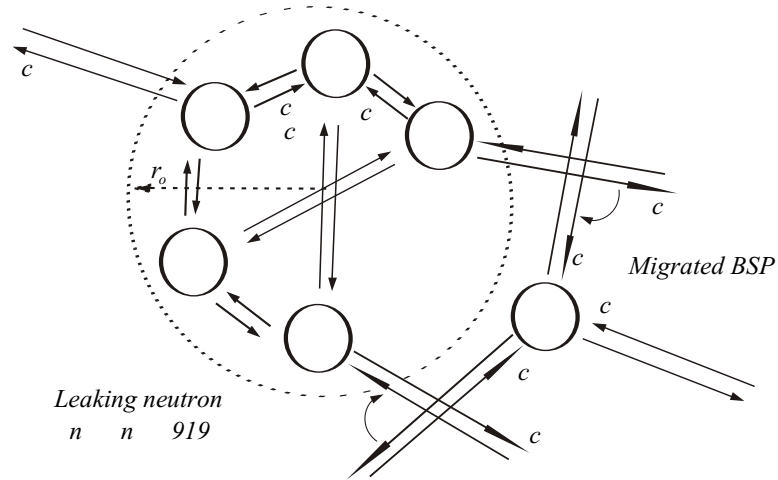


Figure 29: Neutron with migrated BSP

Atoms are composed of protons, neutrons and electrons. The energy levels of orbital electrons are filled by electrons with alternated spins, what corresponds in the present approach to the two types of electrons, namely acc^- and dec^- .

Fig. 30 shows the Hydrogen and the Helium atoms. Each type of level electron interacts only with that type of proton in the nucleus that can deliver the right FPs for its regeneration, what requires that nuclei of atoms are filled with alternate types of protons in the Mendelejew periodic table, namely acc^+/dec^- and dec^+/acc^- .

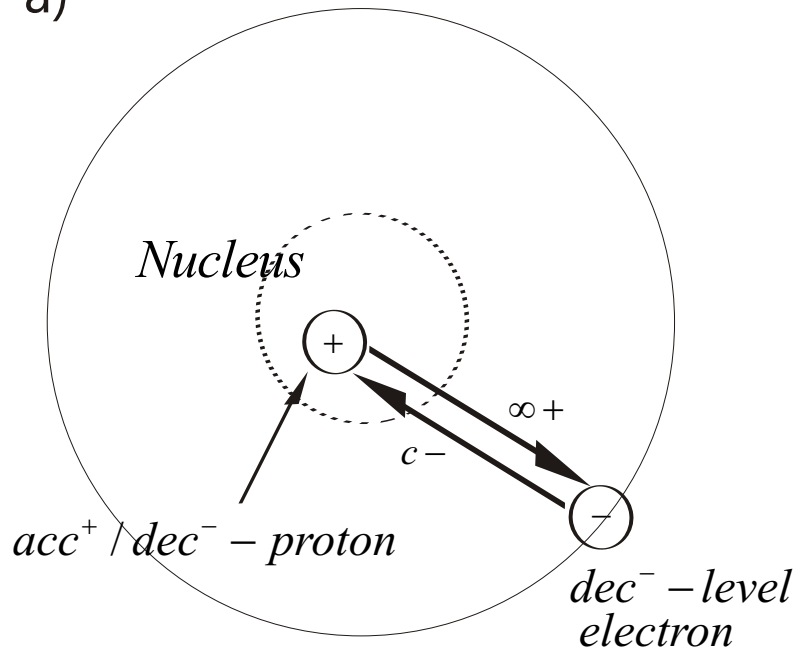
Fig. 31 shows neutrinos and photons.

Neutrinos are pairs of FPs with opposed angular momenta which carry a potential linear momentum. The linear momentum can be oriented in all directions relative to the direction of movement of the neutrino. On Fig. 31 longitudinal and transversal oriented neutrinos are shown.

A photon is a sequence of transversal or longitudinal oriented neutrinos at a distance equal to the semi wavelength $\lambda/2$. On Fig. 31 longitudinal and transversal oriented photons are shown.

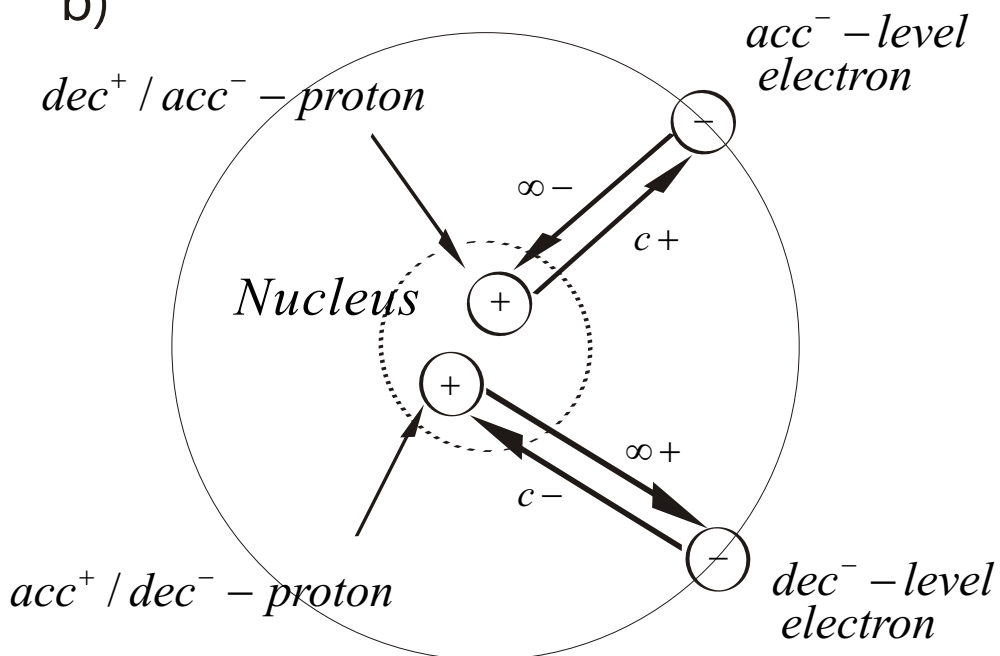
Atoms

a)



Hydrogen Atom

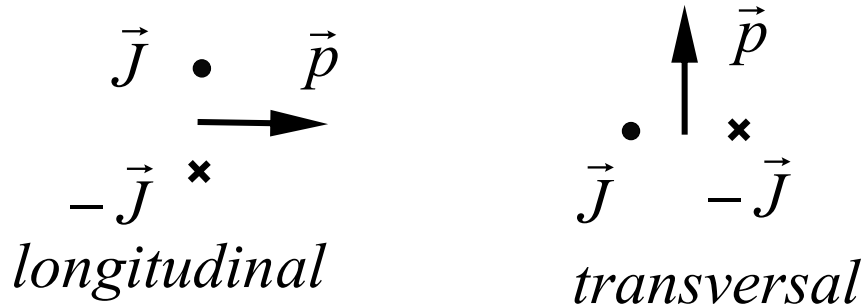
b)



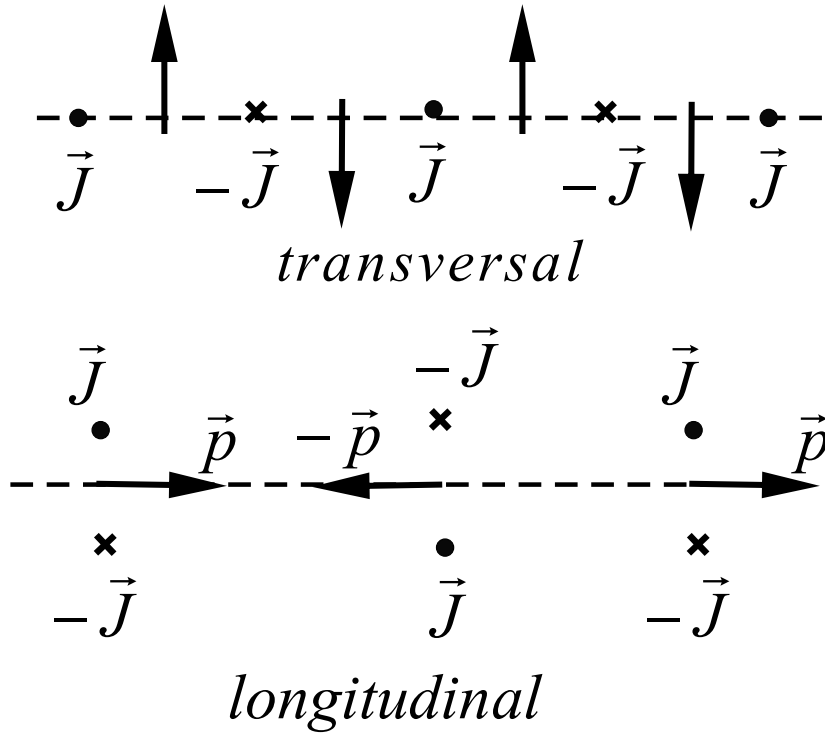
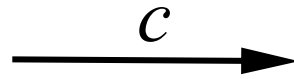
Helium Atom

Figure 30: Hydrogen and Helium atoms

Neutrinos



Photons



Legend:

$\bullet \times$ Fps with transversal angular momenta \vec{J}

Figure 31: Neutrinos and Photons

Fig. 32 shows the difference between Fermions and Bosons at the “E&R” UFT and the Standard Model.

	SM	E&R	Examples
Fermions	Rest mass	Focal Point	<u>Basic:</u> electron, positron <u>Composed:</u> Proton, Neutron
Bosons	No Rest mass	No Focal Point	<u>Basic:</u> Neutrino <u>Composed:</u> Photon

Figure 32: Difference between Fermions and Bosons

Fig. 33 shows the difference between the two states of a Fermion at the “E&R” UFT and the Standard Model.

	SM	E&R
Two states	Spin $\pm \frac{1}{2}$	acc/dec electrons or positrons

acc=accelerated Fundamental Particles
dec=decelerated Fundamental Particles

Figure 33: Difference between Fermions and Bosons

24 The spin and the negative energy of particles.

The two possible spins (states) of orbital electrons are explained in the proposed model with the two types of electrons and positrons, namely accelerating and decelerating from sec. 23.

The two signs of the energy of a particle $E = \pm\sqrt{E_o^2 + E_p^2}$ are explained with the signs of the longitudinal angular momenta in moving direction of emitted FPs which define the positive and negative charge of a subatomic particle.

$$\text{Positive energy} \equiv \text{positron} \left\{ \begin{array}{l} acc^+ \\ dec^+ \end{array} \right\} \quad (217)$$

$$\text{Negative energy} \equiv \text{electron} \left\{ \begin{array}{l} acc^- \\ dec^- \end{array} \right\} \quad (218)$$

$$dE_e^+ = J_e^+ \nu = +\sqrt{E_o^2 + E_p^2} d\kappa \quad dE_e^- = J_e^- \nu = -\sqrt{E_o^2 + E_p^2} d\kappa \quad (219)$$

where the relation between the longitudinal angular momenta is

$$J_e^- = -J_e^+ \quad (220)$$

For $E_p = 0$ we get

$$dE_e^+ = J_e^+ \nu = +E_o d\kappa \quad dE_e^- = J_e^- \nu = -E_o d\kappa \quad (221)$$

Note: The energy emitted by an electron or positron is the energy E_o . The kinetic component E_p is the energy due to the relative movement to a frame composed of other BSPs with which the electron or positron could interact.

Conclusion: It is not necessary to define a “sea” of negative states for the vacuum as done by Dirac.

25 Flux density of FPs and scattering of particles.

25.1 Flux density of FPs.

At each BSP the flux density of emitted FPs is equal to the flux density of regenerating FPs independent of the different speeds of the FPs.

In a complex SP formed by more than one BSP (Fig.26), a mutual internal regeneration between the BSPs of the complex SP exists. Part of the emitted positive rays of FPs with $\bar{J}_e^{(+)}$ of the positive BSPs of the complex SP regenerate the negative BSPs of

the complex SP, and part of the emitted negative rays of FPs with $\bar{J}_e^{(-)}$ of the negative BSPs regenerate the positive BSPs. The other part of the emitted and regenerating rays of FPs respectively radiate into space and regenerate from space.

At a complex SP with equal number of positive and negative BSPs (Fig.28) the flux density of FPs radiated into space with positive angular momenta is equal to the flux density of FPs radiated into space with negative angular momenta. The same is valid for the flux density of regenerating FPs.

At a complex SP with different number of positive and negative BSPs (Fig.26) the flux density of FPs radiated into space with positive angular momenta is not equal to the flux density of FPs radiated into space with negative angular momenta. If the complex SP has more positive BSPs in the nucleus, the flux density of FPs radiated into space with positive angular momenta is bigger than the flux density of FPs radiated into space with negative angular momenta and vice versa.

25.2 Scattering of particles.

Elastic scattering.

Elastic scattering we have when the scattering partners conserve their identity. No photons, neutrinos, electrons, positrons, protons, neutrons are emitted.

There are two types of elastic scatterings according the smallest scattering distance d_s that is reached between the scattering partners.

”**Electromagnetic**” scattering we have when the smallest scattering distance d_s is in the fifth region of the linear momentum curve p_{stat} of Fig.8 where the Coulomb force is valid. Electromagnetic scattering is characterized by the inverse square distance force between particles.

”**Mechanical**” scattering we have when the smallest scattering distance d_s is in the fourth region of Fig.8. Mechanical scattering is characterized by the combination of inverse square distance and inverse distance forces between particles.

Plastic or destructive scattering.

Plastic scattering we have when the identity of the scattering partners is modified and photons, neutrinos, electrons, positrons, protons or neutrons are emitted.

In plastic or destructive scattering the smallest scattering distance d_s enters the third and second region of the linear momentum curve p_{stat} of Fig.8.

The internal distribution of the BSPs is modified and the acceleration disturbs the internal mutual regeneration between the BSPs. The angular momenta of each BSP of the scattering partners interact heavily, and new basic configurations of angular momenta are generated, configurations that are balanced or unbalanced (stable or unstable).


In today's point-like representation the energy of a BSP is concentrated at a point and scattering with a second BSP requires the emission of a particle (gauge boson) to overcome the distance to the second BSP which then absorbs the particle. The energy violation that results in the rest frame is restricted in time through the uncertainty principle and the maximum distance is calculated assigning a mass to the interchanged particle (Feynman diagrams).

Conclusion: In the present approach the emission of FPs by BSPs is continuous and not restricted to the instant particles are scattered. In the rest frame of the scattering partners no energy violation occurs. When particles are destructively scattered, during a transition time the angular momenta of all their FPs interact heavily according to the three interaction from sec. 5 and new basic arrangements of angular momenta are produced, resulting in balanced and unbalanced configurations of angular momenta that are stable or unstable, configurations of quarks, hadrons, leptons and photons. The interacting particles (force carriers) for all types of interactions (electromagnetic, strong, weak, gravitation) are the FPs with their longitudinal and transversal angular momenta.

The concept is shown in Fig. 34

Note: The proposed theory considers **elementary particles** those which are stable as free particles or as part of composed particles like the electron, positron, neutron, proton, neutrino, photon, nuclei of atoms. All particles with a short life time (transitory particles) are not elementary particles and are produced at collisions. With increasing collision energies more and more transitory particles of higher energies can be produced without adding new substantial information to the theory.

Clasification of particles based on Basic (simple) or Complex (composed)



Legend

BSP =Basic Subatomic Particles

CSP=Complex Subatomic Particles (composed of BSP)

* Focal point of rays of FPs

** Pair of FPs with opposed angular momenta

*** Sequence of pairs of FPs with opposed angular momenta

Figure 34: Clasification of particles

25.3 Feynman diagram.

The proposed approach postulates that the force carriers between the focal points, which replace the subatomic particles, are the FPs with their dH fields. The forces between the subatomic particles are generated by the interactions of the angular momenta of their FPs or dH fields, and not by the exchanges of particles as the standard model teaches.

A flawless analysis of the disintegration of radioactive nuclei shows that there is no violation of conservation of energy, contrary to Feynmans conclusions.

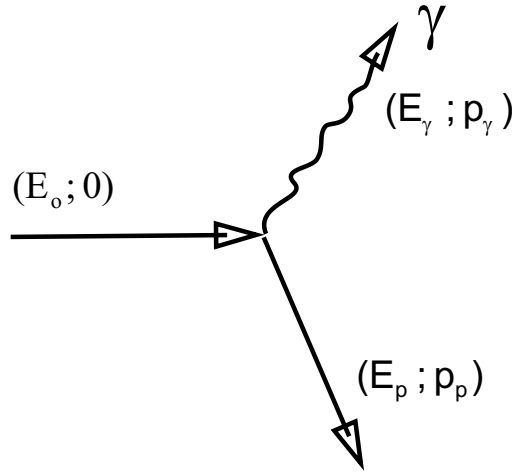


Figure 35: Feynman diagram

The concept is shown in Fig. 35

$$(E_o; 0) \rightarrow (E_p; p_p) + (E_\gamma; p_\gamma) \quad (222)$$

$$E_k = \sqrt{E_o'^2 + E_p^2} \quad E_p = p_p c \quad E_\gamma = p_\gamma c \quad (223)$$

with

$$\bar{p}_p = -\bar{p}_\gamma \quad E_p = E_\gamma \quad (224)$$

$$\Delta E = E_k + E_\gamma - E_o = \sqrt{E_o'^2 + E_p^2} + E_\gamma - E_o \quad (225)$$

For $\Delta E = 0$ we get

$$E_o' = \sqrt{E_o^2 - 2 E_o E_p} = \sqrt{E_o^2 - 2 E_o E_\gamma} \quad (226)$$

For stable BSPs like the electron and the positron which don't disintegrate by radiation $E_p = E_\gamma = 0$ and $E_o' = E_o$.

For CSPs like heavy nuclei that disintegrate by radiation $E_p > 0$ and $E_o' < E_o$.

The same analysis is valid for nuclei that radiate α , β and γ particles. The radiated energy goes always in detriment of the rest mass E_o of the nuclei. No violation of conservation of energy occurs.

26 Emission Theory

The present approach is based on the postulate that light is emitted with light speed relative to the emission source.

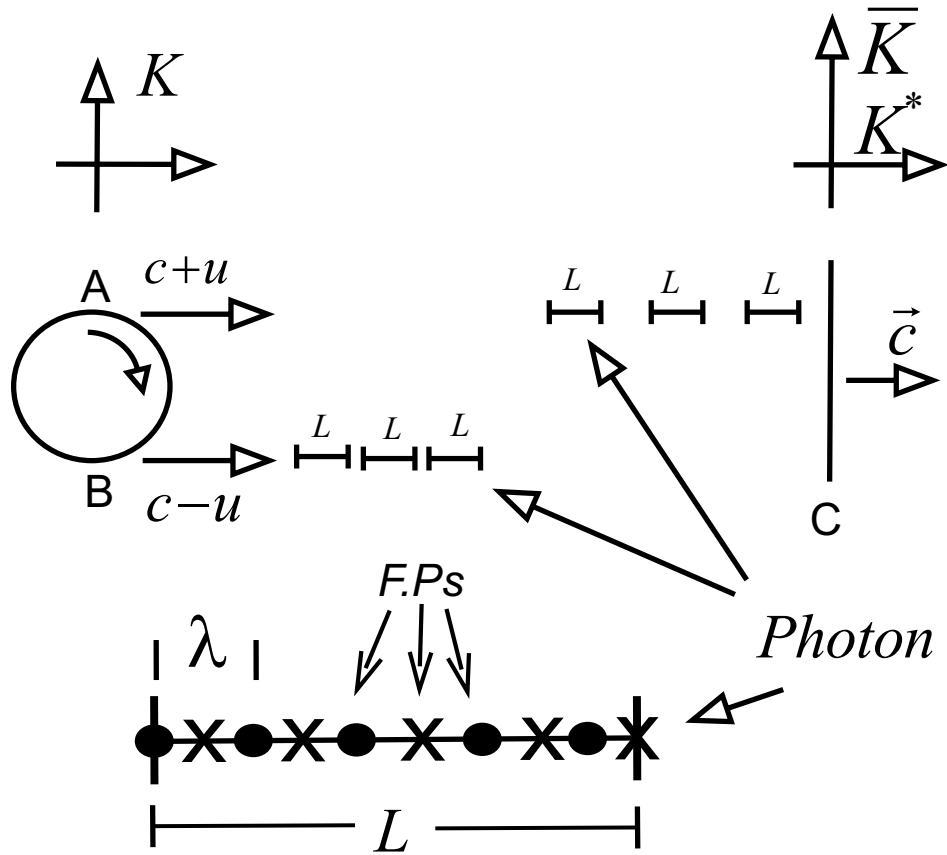


Figure 36: Emission Theory.

Fig 36 shows how bursts of FPs with opposed angular momenta (photons) emitted with light speed c by a binary pulsar system, travel from frame K to frames \bar{K} and K^* with speeds $c+u$ from A and $c-u$ from B. When they arrive at the measuring instruments at C, the transformations to the frames \bar{K} and K^* take place from where they continue then with the speed of light c .

The emission time of photons from **isolated** atoms is approximately $\tau = 10^{-8}$ s what gives a length for the wave train of $L = c \tau = 3$ m. (See section 20.2.1). The total energy of the emitted photon is $E_t = h \nu_t$ and the wavelength is $\lambda_t = c/\nu_t$. We

have defined that the photon is composed of a train of FPs with alternated angular momenta where the distance between two consecutive FPs is equal $\lambda_t/2$. The number of FPs that build the photon is therefore $L/(\lambda_t/2)$ and we get for the energy of one FP

$$E_{FP} = \frac{E_t \lambda_t}{2 L} = \frac{h}{2 \tau} = 3.313 \cdot 10^{-26} \text{ J} = 2.068 \cdot 10^{-7} \text{ eV} \quad (227)$$

and for the angular frequency of the angular momentum h

$$\nu_{FP} = \frac{E_{FP}}{h} = \frac{1}{2 \tau} = 5 \cdot 10^7 \text{ s}^{-1} \quad (228)$$

The number N_{FP_o} of FPs of an resting BSP (electron or positron) is

$$N_{FP_o} = \frac{E_o}{E_{FP}} = 2.4746 \cdot 10^{12} \quad (229)$$

Note: The assumption of our standard model that light moves with light speed c independent of the emitting source suggests the existence of an absolute reference frame or ether, but at the same time the model is not compatible with such absolute frames.

The objections made by Willem de Sitter in 1913 about Emission Theories based on a star in a double star system, is based on a representation of light as a continuous wave and not as bursts of sequences of FPs with opposed transversal angular momenta with equal length L .

In the quantized representation photons with speeds $c + v$ and $c - v$ may arrive simultaneously at the measuring equipment showing the two Doppler spectral lines corresponding to the red and blue shifts in accordance with Kepler's laws of motion. No bizarre effects, as predicted by Willem de Sitter, will be seen because photons of equal length L and λ with speeds $c + v$ and $c - v$ are detected independently by the measuring instrument giving well defined lines corresponding to the Doppler effect.

The present approach is based on a modern physical description of nature postulating that

- photons are emitted with light speed c relative to their source
- photons emitted with c in one frame that moves with the speed v relative to a second frame, arrive to the second frame with speed $c \pm v$.
- photons with speed $c \pm v$ are reflected with c relative to the reflecting surface
- photons refracted into a medium with $n = 1$ move with speed c independent of the speed they had in the first medium with $n \neq 1$.

The concept is shown in Fig. 37

Relativity is a speed problem and not a time and space problem. When writing the Lorentz equation with speed variables instead of a mix of time and space variables and then calculate the Lorentz Transformation equations we get “Galilean relativity“ with the γ factor giving the no linear behaviour of momentum, acceleration, energy, etc., with the relative speed v . Time and length are absolute variables as shown in [11].

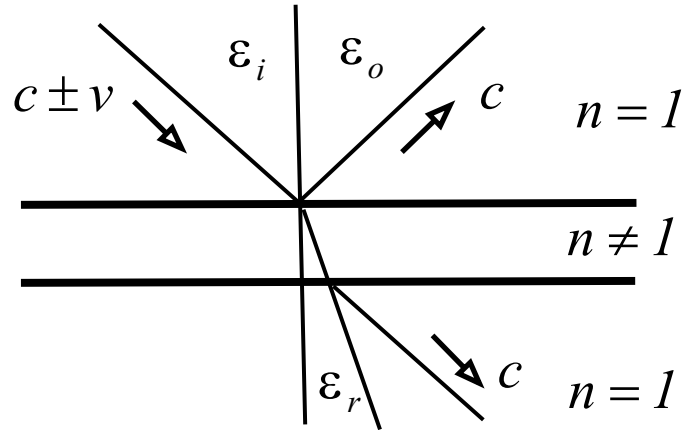


Figure 37: Light speed at reflections and refractions

Fig. 38 shows how electromagnetic waves that are emitted from a frame that moves with v relative to a second frame arrives to it with $c + v$. Waves that go through lenses or are reflected by antennas move with c in the second frame, what explains why always “ c “ is measured.

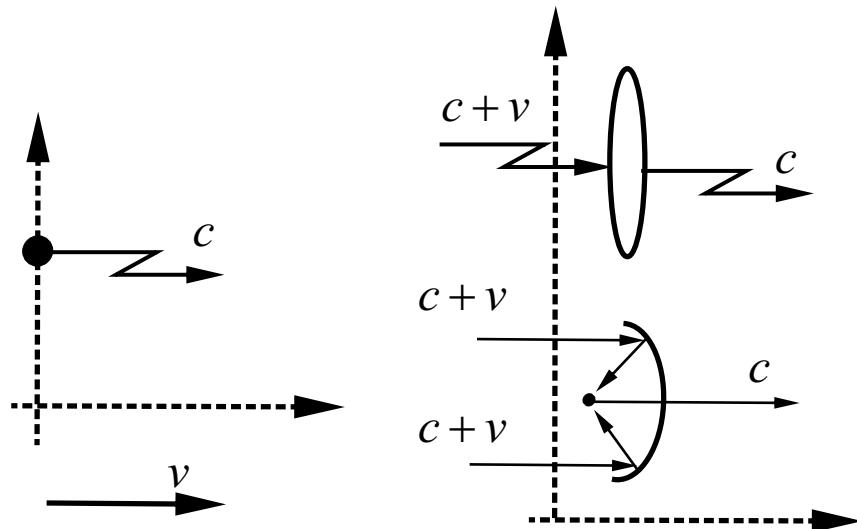


Figure 38: Light on relative moving receivers

26.1 Binary pulsar.

Fig 39 shows the speed of photons in the direction of earth of a binary pulsar. At the points A and B the speed u_{earth} in the direction of the earth has a maximum and a minimum respectively.

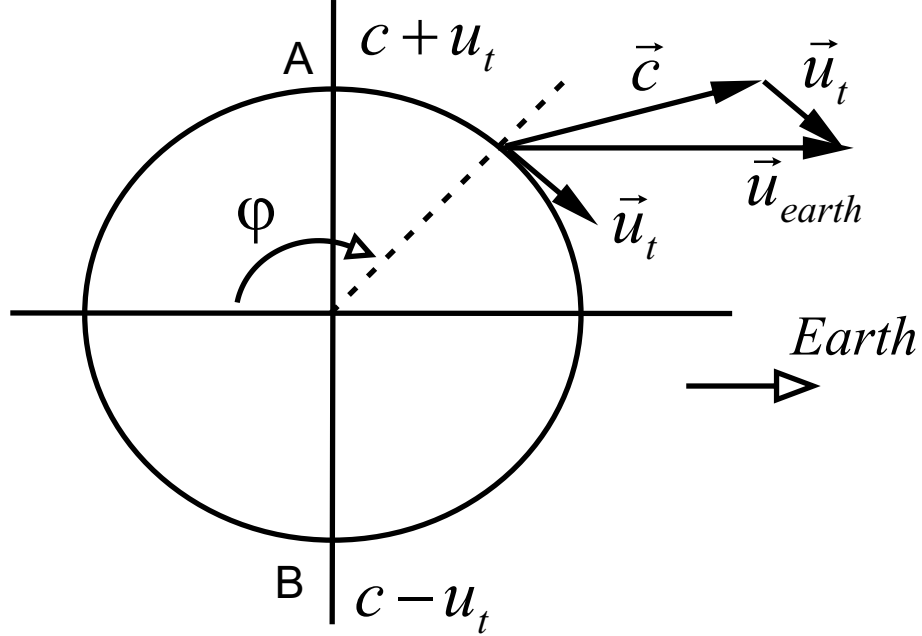


Figure 39: Speed of photons at an Binary Pulsar.

We will analyse the analog shape of the signal composed by a sequence of bursts generated at A and B along the x-axis that extend from the binary pulsar to the earth.

For the purpose of our analyses it is enough to represent each sequence of bursts generated at A or B by the first two terms " $1 + \sin$ " of the Fourier series and then add them according to

$$[1 + \sin \alpha] + [1 + \sin \beta] = 2 + 2 \sin \frac{\alpha + \beta}{2} \cos \frac{\alpha - \beta}{2} \quad (230)$$

where

$$\alpha = \frac{2\pi}{\lambda_1}[x + u_1 t_1] \quad \text{and} \quad \beta = \frac{2\pi}{\lambda_2}[x + u_2 t_2] \quad (231)$$

and $u_1 = c - u$, $u_2 = c + u$, $\lambda_1 = (c - u) T$, $\lambda_2 = (c + u) T$ and $t_2 = t_1 - T/2$ with T the time of the period of the pulsar.

Making the corresponding substitutions we get

$$\frac{\alpha + \beta}{2} = \frac{2\pi c}{(c^2 - u^2)T} x + 2\pi \frac{t}{T} - \frac{\pi}{2} \quad (232)$$

and

$$\frac{\alpha - \beta}{2} = \frac{2\pi u}{(c^2 - u^2)T} x + \frac{\pi}{2} \quad (233)$$

The envelope $\cos(\alpha - \beta)/2$ is independent of the time t and has zeros at $(\alpha - \beta)/2 = (2n + 1)\pi/2$ with $n = 0; 1, 2, \dots$. We get for the zeros of the envelope on the x-axis

$$x_n = n \frac{(c^2 - u^2)}{2u} T \quad (234)$$

and for the distance between two consecutive zeros

$$D = x_{n+1} - x_n = \frac{(c^2 - u^2)}{2u} T \quad (235)$$

At the fix points x_n along the x-axis where the envelope $\cos(\alpha - \beta)/2$ is zero, the bursts generated at A and B alternate with the period $T/2$ in the same way as at the origin for $x = 0$ where the binary pulsar is located.

The concept is shown in Fig 40.

We conclude, that at each distance $x = nD$ from the binary pulsar which is an integer multiple of D a periodic change of the frequency between blue and red with the period T will be detected. For distances $x = (n + 1/2)D$ which fall between two zeros a periodic signal with mixed blue and red frequencies will be detected.

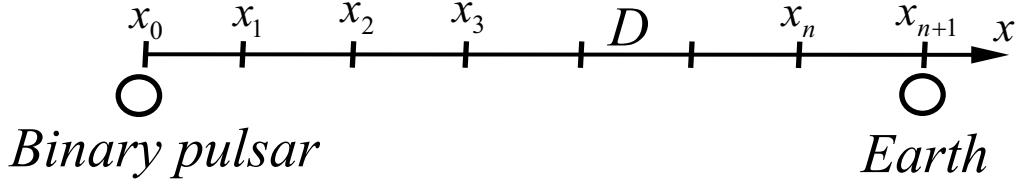


Figure 40: Periodic distances at a Binary Pulsar.

Calculation example:

For the calculations the PSR B1913+16 also known as Hulse-Taylor binary is used. The period of the orbital motion is 7.75 hours and the average orbital velocity of the star is 300 km/s.

$$T = 2.79 \cdot 10^4 \text{ s} \quad u = 3.0 \cdot 10^5 \text{ m/s} \quad c = 3.0 \cdot 10^8 \text{ m/s} \quad (236)$$

The period of the signal along the x-axis is

$$D = \frac{(c^2 - u^2)}{2u} T = 4.185 \cdot 10^{15} \text{ m} = 0.44 \text{ ly} \quad (237)$$

Note: We have done an analog analysis of the signal of the binary pulsar. Now we analyse the frequencies of the photons that move from the pulsar to earth and are detected by spectral instruments. We have seen that photons that are emitted from A and B have the same wavelength but different speeds $c \pm u_t$ relative to the earth. They arrive to the earth with different frequencies at the optical lenses and electric antennas, where the speeds after reflection and refraction at the output is the speed c . What remains unchanged during reflections and refractions are the frequencies while the wavelength change. The spectral instruments will show the two different frequencies.

Note: The representation of a star rotating a neutral mass to explain the bursts of x-rays that change periodically from blue to red was introduced based on the Doppler effect. Another possible representation is a steady star that changes periodically the frequency of the bursts because of a frequency modulation caused by some unknown effect.

26.2 Sagnac effect.

In the SM the results of the Sagnac experiment are not compatible with Special Relativity and are easily explained with non relativistic equations but still assuming that light moves with light speed independent of its source.

The equations for the Sagnac experiment are now derived based on the emission, reflection and refraction postulates.

The concept is shown in Fig. 41

Fig. 1 of Fig. 41 shows the arrangement with a light source at point “0” and a detector for the two counter-rotating light rays also at point “0”. Mirrors are placed at points “1”, “2”,”n” of the ring. The tangential speed of the rotating arrangement is “v”.

Points “0” and “1” are placed in the parallel planes “a” and “b”. For the time a photon of the length L and wavelength λ takes to pass from plane “a” to plane “b” the relative speed between them of $v_r = v(1 - \cos \varphi)$ can be assumed constant. If we imagine that plane “a” moves relative to plane “b” then, according to the emission theory, the speed of the ray that leaves “a” in the direction of “b” has the speed $v_{b_i} = c - v_r$ as shown in Fig. 2 of Fig. 41.

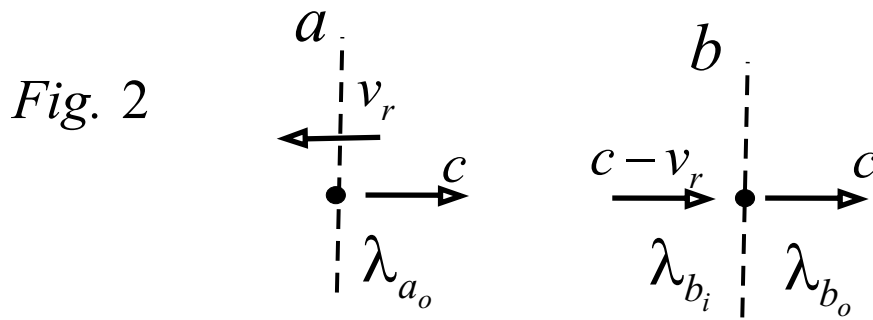
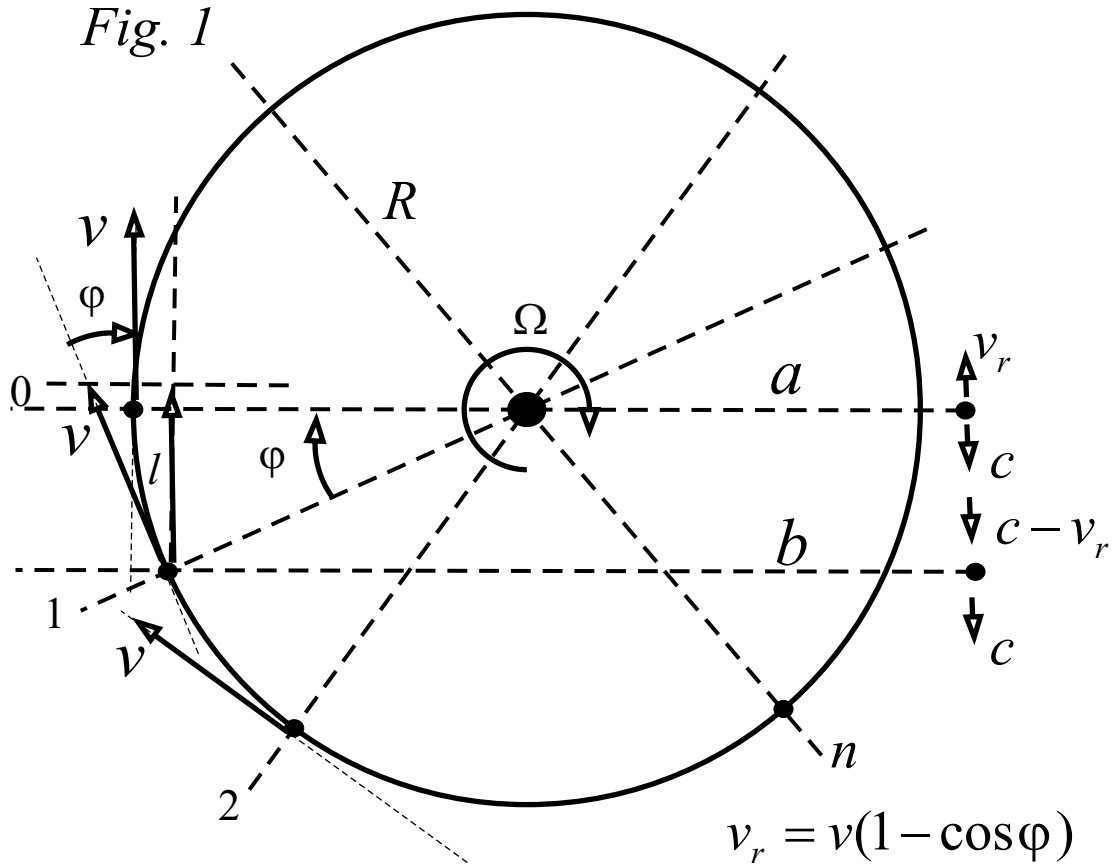


Figure 41: Sagnac experiment

Also according to the emission theory the output wavelength λ_{a_o} at “a” must be equal to the input wavelength λ_{b_i} . We get for the frequencies ν

$$\lambda_{b_i} = \frac{c - v_r}{\nu_{b_i}} = \lambda_{a_o} \quad \rightarrow \quad \nu_{b_i} = \frac{c - v_r}{\lambda_{a_o}} \quad (238)$$

The frequencies at the input and output of plane “b” must be equal

$$\nu_{b_i} = \frac{c - v_r}{\lambda_{a_o}} = \nu_{b_o} = \frac{c}{\lambda_{b_o}} \quad \rightarrow \quad \lambda_{b_o} = \frac{c}{c - v_r} \lambda_{a_o} \quad (239)$$

Writing the last equation with the nomenclature used for the points “0” and “1” we get

$$\lambda_{1_o} = \frac{c}{c - v_r} \lambda_{0_o} \quad (240)$$

and for the points “1” and “2” we get

$$\lambda_{2_o} = \frac{c}{c - v_r} \lambda_{1_o} = \left(\frac{c}{c - v_r} \right)^2 \lambda_{0_o} \quad (241)$$

Generalising for “n” we get for the ray in counter clock direction

$$\lambda_{n_o} = \left(\frac{c}{c - v_r} \right)^n \lambda_{0_o} = \frac{1}{(1 - v_r/c)^n} \lambda_{0_o} \quad (242)$$

and for the ray in clock direction

$$\lambda'_{n_o} = \left(\frac{c}{c + v_r} \right)^n \lambda_{0_o} = \frac{1}{(1 + v_r/c)^n} \lambda_{0_o} \quad (243)$$

With

$$(1 \pm v_r/c)^{-n} = 1 \mp n(v_r/c) + \frac{n(n+1)}{2!} (v_r/c)^2 \mp \dots \quad \text{for } |v_r/c| < 1 \quad (244)$$

neglecting all non linear terms we get for the wavelength

$$\lambda_{detect} = 1 + n(v_r/c)\lambda_{0_o} \quad \lambda'_{detect} = 1 - n(v_r/c)\lambda_{0_o} \quad (245)$$

and for the difference

$$\Delta\lambda_{detect} = \lambda_{detect} - \lambda'_{detect} = 2 n(v_r/c)\lambda_{0_o} \quad (246)$$

With R the radius of the ring we have that $\Omega = v/R$ and with $v_r = v(1 - \cos \varphi)$ we get

$$\Delta\lambda_{detect} = 2 n \frac{R(1 - \cos \varphi)\lambda_{0_o}}{c} \Omega \quad (247)$$

For $n \gg 1$ and with l the length of the arc on the ring between two consecutive mirrors, we can write that $2\pi R m \approx n l$ with m the number of windings of the fibre coil. We also have that $\cos \varphi \approx 1 - \varphi^2/2$ and that $\varphi = l/R$. We get

$$\Delta\lambda_{detect} = 2 \pi m \frac{l}{c} \lambda_{0_o} \Omega \quad (248)$$

The wavelength difference between the clock and anticlockwise waves is proportional

to the angular speed Ω of the arrangement.

The interference of two sinusoidal waves with nearly the same frequencies ν and wavelengths λ is given with

$$F(r, t) = 2 \cos \left[2\pi \left(\frac{r}{\lambda_{mod}} - \Delta\nu t \right) \right] \sin \left[2\pi \left(\frac{r}{\lambda} - \nu t \right) \right] \quad \lambda_{mod} \approx \frac{\lambda^2}{\Delta\lambda} \quad (249)$$

For our case it is $\Delta\nu = 0$ and $\Delta\lambda = \Delta\lambda_{detect}$ and we get

$$F(r, t) = 2 \cos \left[4\pi^2 m \frac{l}{\lambda_0 c} r \Omega \right] \sin \left[2\pi \left(\frac{r}{\lambda_0} - \nu_0 t \right) \right] \quad (250)$$

For a given arrangement the argument of the sinus wave varies with r for a given Ω following a cosinus function.

For the intensity of the interference of two light waves with equal frequencies but differing phases we have

$$I(r) = I_1(r) + I_2(r) + 2 \sqrt{I_1(r) I_2(r)} \cos[\varphi_1(r) - \varphi_2(r)] \quad (251)$$

The phases are in our case

$$\varphi_1(r) = 2\pi \frac{r}{\lambda_0^2} \Delta\lambda_{detect} \quad \varphi_2(r) = - 2\pi \frac{r}{\lambda_0^2} \Delta\lambda_{detect} \quad (252)$$

The intensity of the interference fringes are given with

$$I(r) = I_1(r) + I_2(r) + 2 \sqrt{I_1(r) I_2(r)} \cos \left[4\pi^2 m \frac{l}{\lambda_0 c} r \Omega \right] \quad (253)$$

The fringes of the intensity vary with r for a given Ω following a cosinus function .

We have derived the interference patterns for the sagnac arrangement based on the emission postulate that light is emitted with light speed c relative to its source and that light is refracted or reflected with light speed independent of the input speed. There is no incompatibility with ‘‘SR without time delay and length contraction’’.

27 Stern-Gerlach experiment.

To explain the splitting of the atomic ray in the Stern-Gerlach experiment, electrons were assigned an intrinsic spin with a quantized magnetic field that takes two positions, up and down relative to an external magnetic field, although it is not possible to explain how the intrinsic spin and magnetic field are generated. Measurements with individual electrons to detect the magnetic spin are fruitless because of the strong Lorenz force. The proposed approach with particles as focal points of rays of FPs has

also no possibility to explain how such an intrinsic spin and magnetic field could exist on the electron.

An explanation is now given how the splitting of the atomic ray in the Stern-Gerlach experiment is generated.

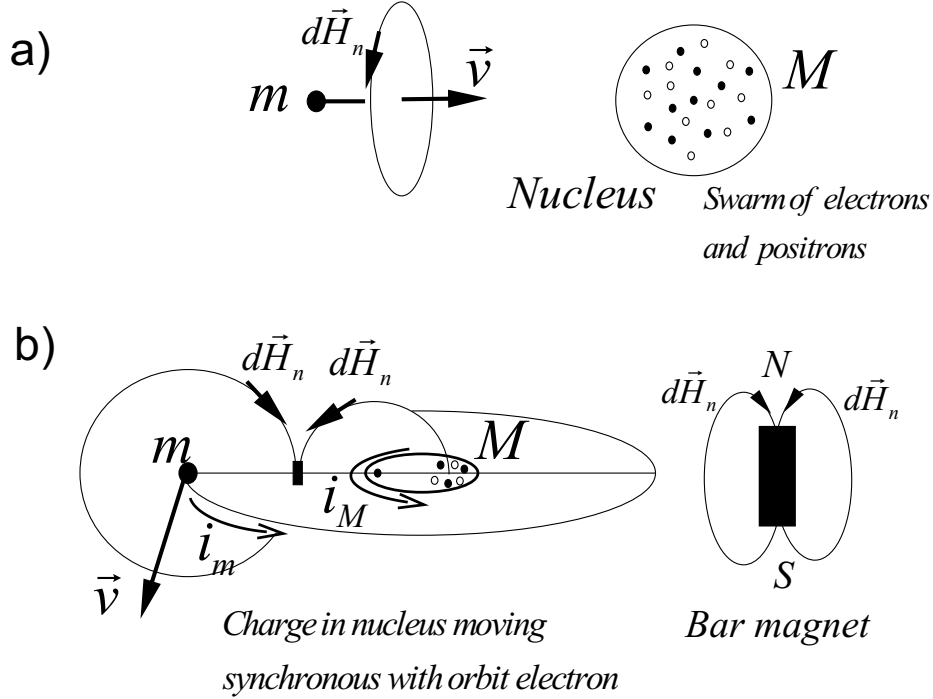


Figure 42: Magnetic spin of an orbital electron.

The concept is shown in Fig: 42

The approach $E\&R$ UFT shows that electrons and positrons coexist in nucleons without repelling or attracting each other. As nuclei are composed of nucleons they are also composed of electrons and positrons as shown in a) of Fig. 42.

The charge Q of a nucleus is replaced by the expression $\Delta n = n^+ - n^-$ which gives the difference between the **constituent** numbers of electrons and positrons that form the nucleus. As the n_i are integer numbers, the Coulomb force is quantified.

As examples we have for the proton $n^+ = 919$ and $n^- = 918$ with a binding Energy of $E_{B_{prot}} = -6.9489 \cdot 10^{-14} J = -0.43371 MeV$, and for the neutron $n^+ = 919$ and $n^- = 919$ with a binding Energy of $E_{B_{neutr}} = 5.59743 \cdot 10^{-14} J = 0.34936 MeV$.

The orbital electron interacts via the Coulomb force with one positron of the swarm of electrons and positrons of the nucleus. The positron will follow the rotation of the orbital electron generating a current i_M in the nucleus. The parallel currents i_m of the orbital electron and the current i_M of the nucleus generate a field that is equal to a field of a bar magnet located between them, as shown in b) of Fig. 42.

The magnetic field similar to a bar magnet is not an intrinsic characteristic of the electron, it is the product of the interaction between the orbital electron and the nucleus.

Note: The valence electrons are free from the other electrons of the atom in the orientation of their orbital angular momenta, because the other electrons form a closed shell. An external magnetic field will force a valence electron to orient its angular moment in the direction of the magnetic field or opposed to it, and so the magnetic spin. The orientation of the angular momenta of valence electrons when placed in an external magnetic field will be 50% up and 50% down. After the selection of the 50% up and an additional application of a magnetic field that is rotated 90 degrees, a new 50% up and down in the orientations will happen.

28 Physical interpretation of charge, spin and negative energy in the $E&R$ model.

The present approach $E&R$ UFT defines two types of electrons, namely accelerating (acc.) and decelerating (dec.) as shown in sec. 23.

- In the SM the energy levels of atoms are occupied alternately by electrons with opposed spins, without giving a physical explanation.

In the $E&R$ model the energy levels of atoms are occupied alternately with electrons of the types acc. and dec. The explanation is that accelerating electrons emit the FPs required for the regeneration of decelerating electrons, and vice-versa. The two types of electrons in an energy level regenerate partly one another generating an interaction between them. The hyperfine energy splitting of the pairs of level electrons has its origin, in that part of the regenerating energy of the second electron is provided by the first electron and not from the potential energy of the atomic nucleus.

- In the SM the pairs of electrons of an atomic energy level with opposed spins have opposed magnetic spins, giving no physical explanation.

In the $E&R$ model the magnetic field of an orbital electron is the product of parallel currents as explained in sec. 27. If a second electron is added to the same orbit it will position itself as far as possible from the first. Each magnetic field of the two electrons will attract the positron of the other electron and reduce the distance between the two positrons to zero. The result is that the positron current disappears and the magnetic field, which for one electron has the shape

of a bar magnet placed between the electron and the atomic nucleus, transforms to a magnetic field with the shape of a bar magnet placed at the atomic nucleus.

- In the SM the negative relativistic energy has no meaning and theorists try to explain it with a vacuum filled with paired electrons. The SM has also no explanation for the charge of a particle.

In the *E&R* model positrons emit FPs with positive angular momenta in the emission direction while electrons emit negative angular momenta in the emission direction. The sign of the emitted angular momenta of FPs defines the charge of the subatomic particles. The energy associated with the positive angular momenta corresponds to the positive energy, while the energy associated with the negative angular momenta corresponds to the negative energy.

29 BSP with light speed.

BSPs with speeds $v \neq c$ emit and are regenerated continuously by fundamental particles that have longitudinal and transversal angular momenta. With $v \rightarrow c$, eq. (7) becomes zero and so the longitudinal field $d\bar{H}_s$ and the corresponding angular momentum \bar{J}_s . According eq. (8) only the transversal field $d\bar{H}_n$ and the corresponding angular momentum \bar{J}_n remain. With $v \rightarrow c$, the BSP reduces to a pair of FPs with opposed transversal angular momenta \bar{J}_n , with no emission (no charge) nor regeneration.

The concept is shown in Fig. 43

Fig. 43 shows at **a**) a BSP with parallel \bar{p}_c^{\parallel} linear momentum and at **b**) with transversal \bar{p}_c^{\perp} linear momentum. At **c**) a possible configuration of a photon is shown as a sequence of BSPs with light speed with alternated transversal linear momentums \bar{p}_c^{\perp} , which gives the wave character, and intercalated BSPs with longitudinal momentums \bar{p}_c^{\parallel} that gives the particle character to the photon.

Conclusion: BSPs with light speed are composed of pairs of FPs with opposed angular momenta \bar{J}_n , they don't emit and are not regenerated by FPs. They are not bound to an environment that supplies continuously FPs to regenerate them. The potential linear momentum \bar{p}_c of each pair of opposed angular momenta can have any orientation relative to the speed \bar{c} . BSPs with light speed can be identified with the neutrinos.

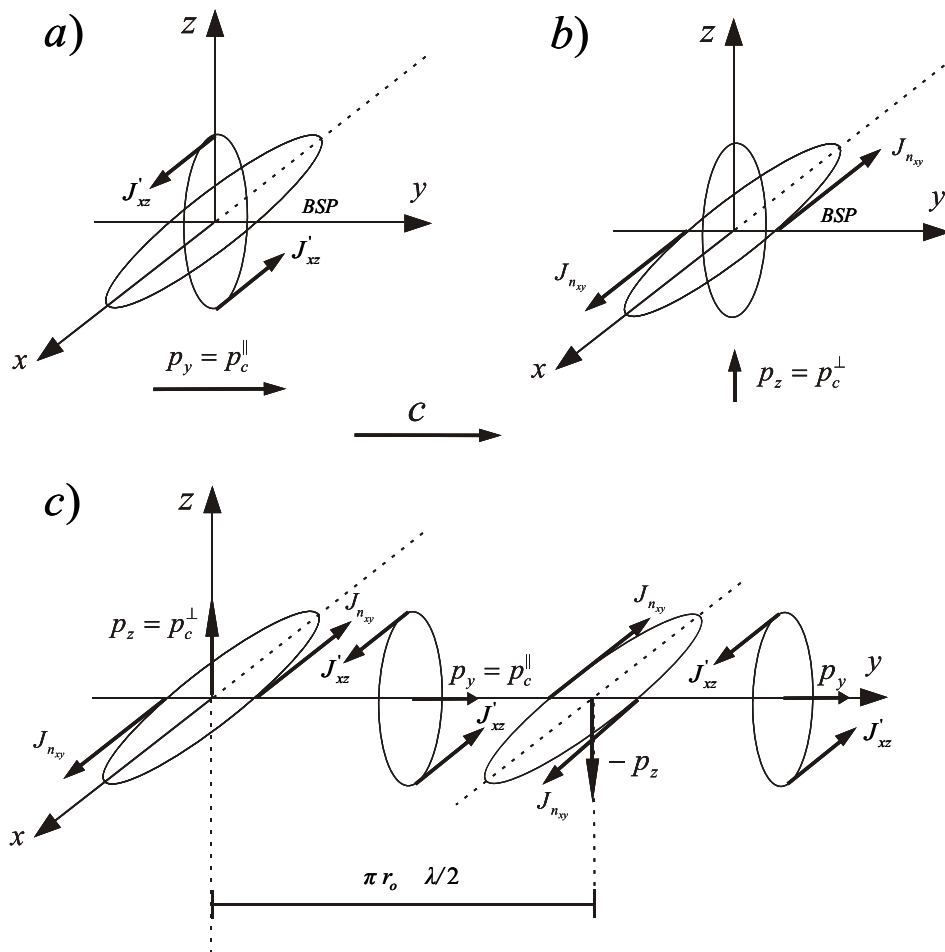


Figure 43: Different forms of BSP with light speed

Fig. 44 shows the difference between Fermions and Bosons of the “E&R” UFT and the Standard Model.

	SM	E&R	Examples
Fermions	Rest mass	Focal Point	<u>Basic:</u> electron, positron <u>Composed:</u> Proton, Neutron
Bosons	No Rest mass	No Focal Point	<u>Basic:</u> Neutrino <u>Composed:</u> Photon

Figure 44: Difference between Fermions and Bosons

29.1 Redshift of the energy of a complex BSP with light speed (photon) in the presence of matter.

Fig. 45 shows a sequence of BSPs with light speed (photon) with their potential linear momenta p before and after the interaction with the ray of regenerating FPs of the BSPs of matter. When the regenerating rays are approximately perpendicular to the trajectory of the opposed dH_n (dots and crosses) fields of the photon, part of the energy of the dH_n field is absorbed by the regenerating FPs of the ray and carried to the BSPs of the matter. The photon doesn't change its direction and loses energy to the BSPs of the matter shifting its frequency to the red. The inverse process is not possible because the BSPs of the photon (opposed dH_n fields) have no regenerating rays of FPs that can carry energy from the BSPs of matter and shift the frequency to the violet.

The process of loss of energy is according the interaction law **3)** of sec. 5 which postulates that pairs of regenerating FPs with longitudinal angular momenta from a BSP can adopt opposed pairs of transversal angular momentum from another BSP (see Fig. 14). As photons have no regenerating FPs they can only leave pairs of transversal angular momentum to other BSPs and lose energy. During the red shift, two adjacent opposed potential linear momenta of the photon compensate partially by passing part of their opposed linear momenta to the BSP of matter.

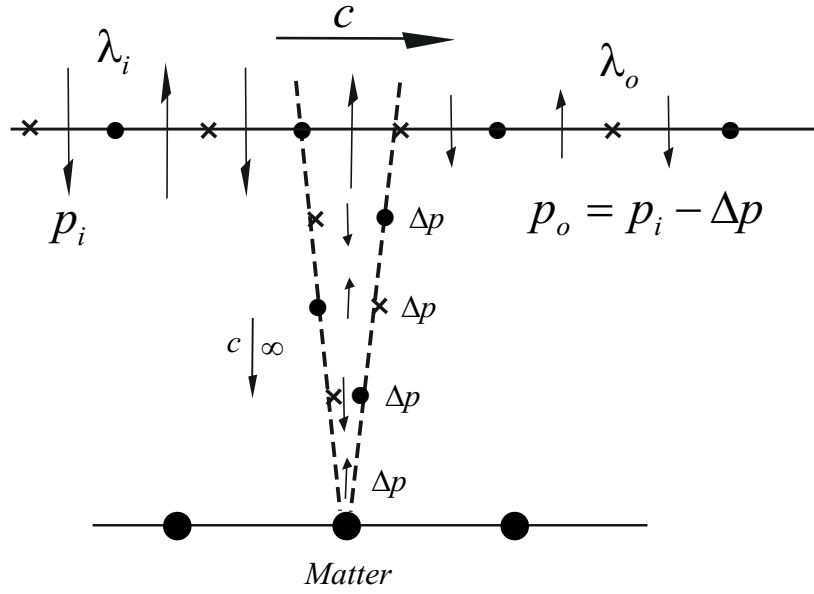


Figure 45: Loss of energy of a BSP with $v = c$

The energy exchanged between a photon and an electron is

$$E_i = \frac{h c}{\lambda_i} \quad E_b = \frac{p_b^2}{2 m_p} \quad (254)$$

The frequency shift of the photon is with $E_i = E_o + E_b$

$$\Delta\nu = \nu_i - \nu_o = \frac{1}{h}(E_i - E_o) = \frac{E_b}{h} \quad z = \frac{\Delta\nu}{\nu_i} \quad (255)$$

where $E_i = h c/\lambda_i$ is the energy before the interaction, $E_o = h c/\lambda_o$ the energy after the interaction and E_b the energy carried to the BSP of matter.

Light that comes from far galaxies loses energy to cosmic matter resulting in a red shift approximately proportional to the distance between galaxy and earth (Big Bang).

Light is not bent by gravitation nor by a bending target, it is reflected and refracted by a target.

29.1.1 Refraction and red-shift at the sun.

Fig.46 shows two light rays one passing outside the atmosphere of the sun and one through the atmosphere. The first ray is red shifted due to regenerating FPs of matter of the sun as explained with Fig. 45. The second ray is refracted in the direction of the sun surface when crossing the sun atmosphere. Due to the refractions the speed in the atmosphere is $v < c$. Red-shift is also possible at the second ray but not shown in the drawing.

Note: Bending takes place only between BSPs with rest mass.

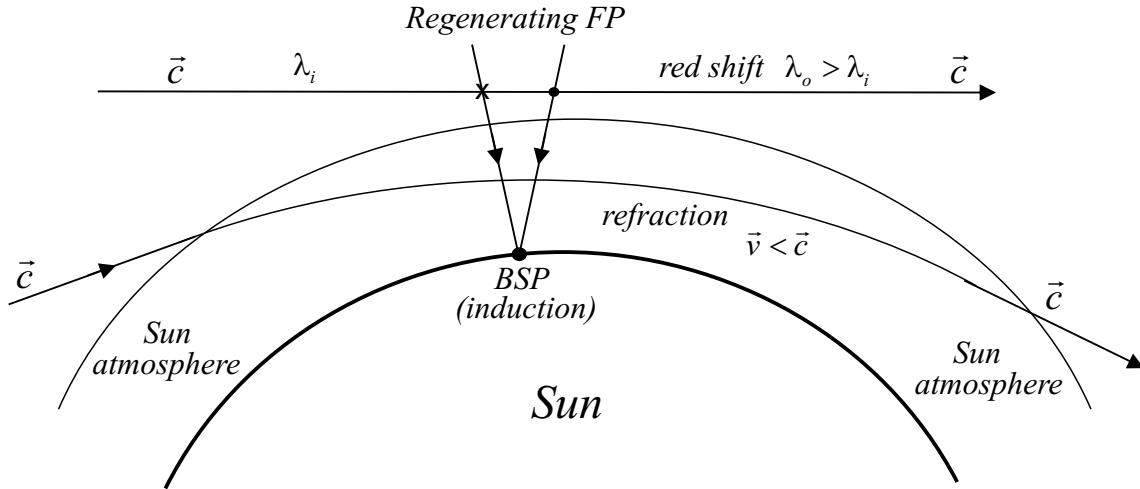


Figure 46: Refraction and red-shift at the Sun

29.1.2 Cosmic Microwave Background radiation.

From Fig. 45 we have learned how a photon passes energy to matter shifting its frequency to red. The transfer of energy takes place according postulate 8 from rays that not necessarily hit directly matter. If we put on the place of the matter the microwave detector of the COBE satellite we see how microwave radiation from radiating bodies that are not placed directly in front of the detector lenses can reach the detector. What is measured at the FIRAS (Far-InfraRed Absolute Spectrophotometer), a spectrophotometer (Spiderweb Bolometer) used to measure the spectrum of the CMB, is the energy lost by microwave rays that pass in front of the detector lenses. The so called Cosmic- Background Radiation is not energy that comes from microwave rays that have their origin in the far space in a small space angle around the detector axis. As the loss of energy from rays of photons to the microwave detector that don't hit directly the detector is very low, the detector must be cooled down to very low temperatures to detect them.

30 Epicycles of the Standard Model.

The Geocentric model with its circular orbits was too simple to get a good match between experimental and calculated data. The model was improved adding for each

planet a set of epicycles to the circular orbits resulting a complicated description which was still far from the real movement of the planets.

The concept is shown in Fig. 47

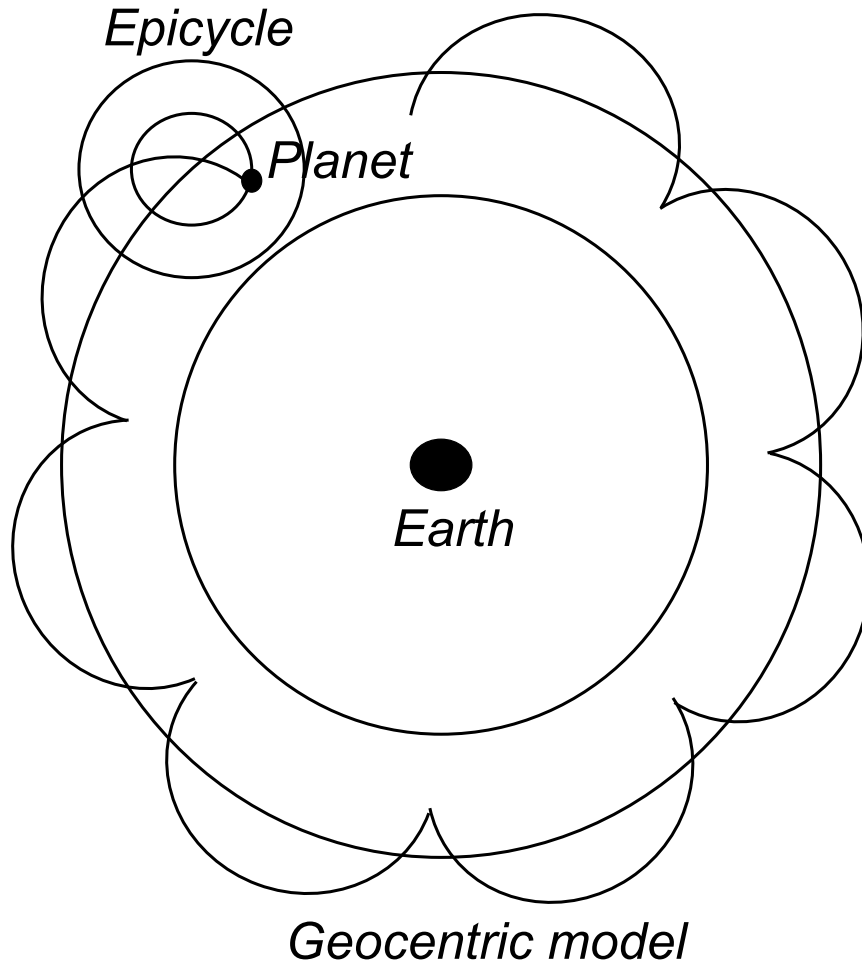


Figure 47: Epicycles of the Geocentric model

A big improvement was done when switching first to the Heliocentric representation and then introducing the elliptic orbits.

The concept is shown in Fig. 48

If we have a look on the presently accepted SM, also big efforts are made to improve the capacity to describe new experimental data adding more and more new particles and concepts, trying at the same time to make the model consistent. This procedure has its limits as shown with the geocentric model and its epicycles, which became so abstract and strange from reality that a radical new approach was required. This is

the present state of our SM.

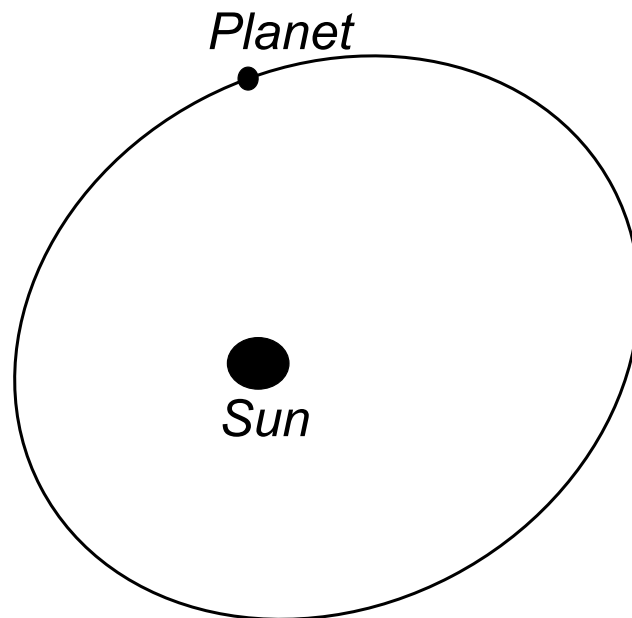
Following a list of epicycles added to the SM during the last 150 years:

Examples

Special Relativity
General relativity
Coexistence of protons in nuclei
Radioactivity
Stern Gerlach
Flattening of Galaxie's speed curve
Expansion of Galaxies
Quarks

Epicycles

time dilation and length contraction
time space curvature
Strong force (Gluons)
Weak force (W, Z Bosons)
Electron intrinsic magnetic spin
Dark matter
Dark energy
Fraction of electric charge Q/e



Heliocentric model

Figure 48: Heliocentric model

With the “E & R “ UFT approach, where particles are represented as focal points, and the finding that electrons and positrons neither attract nor repel each other when the distance between them tend to zero, the epicycles added during the last 150 years are not more required.

31 Interpretation of Data in a theoretical frame.

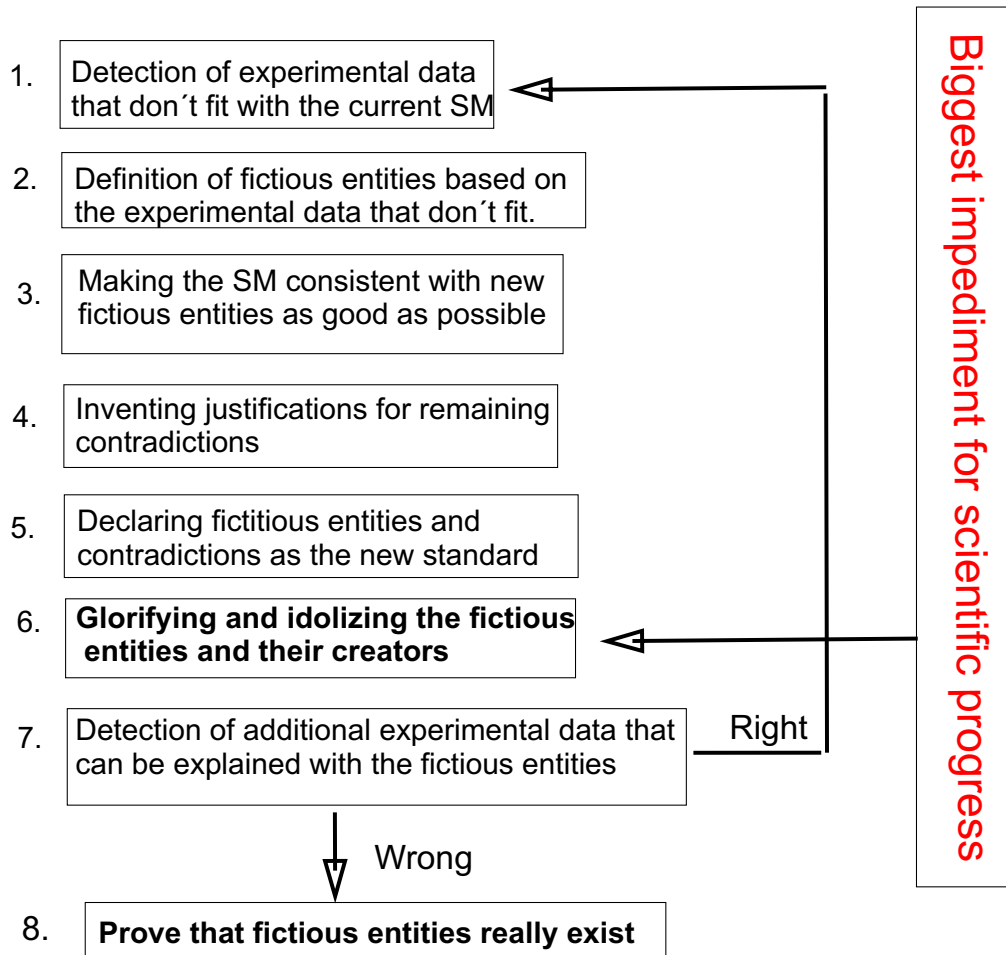
A theory like our Standard Model was improved over time to match with experimental data introducing fictious entities (particle wave, gluons, gravitons, dark matter, dark energy, time dilation, length contraction, Higgs particle, Quarks, Axions, etc.) and helpmates (duality principle, equivalent principle, uncertainty principle, violation of energy conservation, etc.) taking care that the theory is as consistent and free of paradoxes as possible. The concept is shown in Fig. 49. These improvements were integrated to the existing model trying to modify it as less as possible what led, with the time, to a model that resembles a monumental patchwork. To return to a mathematical consistent theory without paradoxes (contradictions) a completely new approach is required that starts from the basic picture we have from a particle. “E & R” UFT is such an approach representing particles as focal points in space of rays of FPs. This representation contains from the start the possibility to describe interactions between particles through their FPs, interactions that the SM with its particle representation attempts to explain with fictious entities.

Fig. 49 is an organigram where the main steps of the integration of fictious entities to the SM are shown. All experiments where the previously defined fictious entities are indirectly detected (point 7. of Fig. 49) are not a confirmation of the existence of the fictious entities (point 8. of Fig. 49), they are simply the confirmation that the model was made consistent with the fictious entities (point 3. of Fig. 49).

All experiments where time dilation or length contraction are apparently measured are indirect measurements and where the experimental results are explained with time dilation or length contraction, which stand for the interactions between light and the measuring instruments, interactions that were omitted.

In the case of the increase of the life time of moving muons the increase is because of the interactions between the FPs of the muons with the FPs of the matter that constitute the real frame relative to which the muons move. To explain it with time dilation only avoids that scientists search for the real physical origin of the increase of the life time.

Fallacy used to conclude that the existence of fictitious entities is experimentally proven



Examples of fictitious entities of the SM

Gluons	Gravitons	Dark matter
Dark energy	Time dilation	Length contraction

Figure 49: Fallacy used to conclude that fictitious entities really exist

32 Findings of the proposed approach.

The main findings of the proposed model [11], from which the present paper is an extract, are:

- Subatomic particles are represented as focal points in space of rays of Fundamental Particles (FPs) that go from infinite to infinite. FPs move with light and infinite speed and are emitted from the focus and regenerate the focus. Regenerating FPs have their origin at other subatomic particles in space.
- The energy of a subatomic particle (SP) is stored as rotations at FPs defining longitudinal and transversal angular momenta at them. The rotation sense of the longitudinal angular momenta of emitted fundamental particles defines the sign of the charge of the SP.
- All the basic laws of physics (Coulomb, Ampere, Lorentz, Maxwell, Gravitation, bending of particles and interference of photons, Bragg) are derived from one vector field generated by the longitudinal and transversal angular momenta of FPs, laws that in today's theoretical physics are introduced by separate definitions.
- The interacting particles (force carriers) for all types of interactions (electromagnetic, strong, weak, gravitation) are the FPs with their longitudinal and transversal angular momenta.
- All forces are the product of electromagnetic interactions described by QED.
- Quantification and probability are inherent to the approach.
- The incremental time to generate the force out of linear momenta is quantized.
- Electrons and positrons neither attract nor repel each other when the distance between them tends to zero. Nucleons and nuclei are swarms of electrons and positrons.
- Gravitation has its origin in the induced momenta when electrons and positrons, that have migrated outside their nuclei are reintegrated.
- The gravitation force is composed of an induced component and a component due to parallel currents of reintegrating BSPs (electrons and positrons). For galactic distances the induced component can be neglected, and an attracting force between the parallel currents explains the flattening of galaxies' speed curve (dark matter) while a repulsive force explains the expansion of galaxies (dark energy).

- The photon is a sequence of FPs with potentially opposed transversal linear momenta, which are generated by transversal angular momenta of FPs that comply with specific symmetry conditions (pairs of opposed angular momenta).
- Permanent magnets are explained with a closed loop of synchronized reintegration of BSPs to their nuclei.

Bibliography

Note: The present approach is based on the concept that fundamental particles are constantly emitted by electrons and positrons and constantly regenerate them. As the concept is not found in mainstream theory, no existing paper can be used as reference.

1. Günter Lehner. **Elektromagnetische Feldtheorie**. 7. bearbeitete Auflage 2010. Springer Verlag.
2. Hering · Martin · Stohrer. **Physik für Ingenieure**. Vierte, verbesserte Auflage 1992. VDI Verlag.
3. Albrecht Lindner. **Grundkurs Theoretische Physik**. Teubner Verlag, Stuttgart 1994.
4. Georg Joos. **Lehrbuch der Theoretischen Physik**. 15., völlig neu bearbeitete Auflage 1989. AULA-Verlag Wiesbaden.
5. Max Schubert / Gerhard Weber. **Quantentheorie, Grundlagen und Anwendungen**. Spektrum, Akad. Verlag 1993.
6. Harald Klingbeil. **Electromagnetische Feldtheorie**. 2. überarbeitete Auflage 2011, Vieweg + Teubner Verlag.
7. Martin Ammon / Johanna Erdmenger. **Gauge/Gravity Duality**. Cambridge University Press 2015.
8. Benenson · Harris · Stocker · Lutz. **Handbook of Physics**. Springer Verlag 2001.
9. B.R. Martin & G. Shaw. **Particle Physics**. John Wiley & Sons 2003.
10. Stephen G. Lipson. **Optik**. Springer Verlag 1997.
11. Osvaldo Domann. **“Emission & Regeneration” Field Theory**. June 2003. www.odomann.com.