

Wave functions for the electron and positron

© 29/5/13 Declan Trill
Updated 19/2/2019
declan@netspace.net.au

PACS [14.60.Cd, 03.70.+k, 03.50.De, 11.10.-z]

Abstract

The Wave/Particle duality of particles in Physics is well known. Particles have properties that uniquely characterize them from one another, such as mass, charge and spin. Charged particles have associated Electric and Magnetic fields. Also, every moving particle has a De Broglie wavelength determined by its mass and velocity. In this paper I show that all of these properties of a particle can be derived from a single wave function equation for that particle. I present wave functions for the Electron and the Positron and provide principles that can be used to calculate the wave functions of all the fundamental particles in Physics.

1. Introduction

In order to provide the foundations of a link between Classical Physics field concepts and the wave/particle duality in Quantum Mechanics it is necessary to demonstrate how particles can be modeled both from a Classical Wave perspective while also satisfying the requirements of Quantum Mechanics, in particular the Schrödinger wave equation and the De Broglie equations.

There is already evidence of this connection in the energy sum of the Electric and Magnetic fields in the Hamiltonian function that expresses the total energy of an atomic system:

[Ref. 1] “In 1926 Schrödinger used energy conservation to obtain a quantum mechanical equation in a variable called the wave function that accurately described single-electron states such as the hydrogen atom. The wave function depended on a Hamiltonian function and the total energy of an atomic system, and was compatible with Hertz's potential formulation. The wave function depends on the sum of the squares of E- and H-fields as is seen by examining the energy density function of the electromagnetic field.”

In order to satisfy both the wave and particle natures of particles in a model of a particle, the particle's wave function must satisfy both the Classical wave equation (which ensures that the wave function can represent a vibration of the space-time continuum) and the Schrödinger wave equation (which ensures that the wave function can represent a quantum of energy – thus a particle) (Ref. [3]).

A wave function solution to the Classical wave equation describes the motion of all points on the wave at any location in space and time. The position of a test point in space as it is affected by the wave motion can be represented as a displacement vector drawn from the starting location of the point to its current location.

In the case of Electromagnetism there is a single vector field that describes the motion of an Electromagnetic wave in this way, it is known as the Hertzian vector field [Ref. 2, 6]. The Electric and Magnetic fields can both be derived from the Hertzian vector field by differentiation with respect to space and time.

[Ref. 2] “in a vacuum a single Hertz vector written as the product of a scalar potential and a constant vector, naturally arises as consequence of the transversality of the electromagnetic fields”

Therefore, a wave function that describes a field of vectors representing Hertzian vectors can also represent a wave function describing Electric and Magnetic field vectors. If the wave function satisfies both the Classical wave equation and the Schrödinger wave equation then it can also represent a vibration of space-time and a potential solution for a Quantum particle.

This paper presents two such solutions, one representing an electron and one representing a positron. In addition, I show that the correct Classical fields are produced by them and that the Quantum Mechanical requirements of the De Broglie equations are also met by them.

1.1. Lorentz Transformation of the wave function solutions:

The Schrödinger wave equation is not Lorentz Invariant, whereas the Klein-Gordon or Dirac equations (which are Lorentz Invariant) are usually used to model electrons/positrons. In my model, however, as the mass of the electron/positron does not appear as a point particle but is present as the mass equivalent of the total energy of in the Electromagnetic field in the wave-function, the mass term in the Klein-Gordon and Dirac equations would be zero as the energy of the field is already accounted for in the other terms in these equations. The Klein-Gordon equation reduces to the Classical wave equation when the mass term is zero, and my wave function solutions *are* solutions to the Classical wave equation. The Classical wave equation is Lorentz Invariant, so my wave function solutions are also Lorentz Invariant. Therefore, my wave-function solutions are compatible with Relativity even though the Schrödinger wave equation (to which they are also solutions) is not a Relativistic wave equation.

2. The solutions

These are the suggested wave function equations for the Electron and the Positron. The images located in [Fig. 3-11] show graphical representations of the fields derived from these wave functions using a 3D vector modelling program I wrote to aid in the visualization and testing of proposed wave function solutions.

For the Electron:

$$\Psi_e = \frac{Q_e \hbar}{2\pi r M_e c \epsilon_0} \exp \left[\frac{-i M_e c^2}{\hbar} \left(t - \frac{r}{c} \right) \right] \quad (1)$$

For the Positron:

$$\Psi_p = \frac{Q_p \hbar}{2\pi r M_p c \epsilon_0} \exp \left[\frac{-i M_p c^2}{\hbar} \left(t + \frac{r}{c} \right) \right] \quad (2)$$

Where:

Ψ_e = Electron wave function Ψ_p = Positron wave function

Q_e = Electron Charge (-) Q_p = Positron Charge (+)

M_e = Mass of an Electron M_p = Mass of a Positron

ϵ_0 = Permittivity of free space

t = Time

r = Distance from particle's centre

c = The speed of light

\hbar = The Reduced Plank's Constant

3. The solutions satisfy the wave equations

The wave nature of particles is being modelled here as a vibration of the space-time continuum and the particle nature is modelled as localized quanta of this wave energy. In order to satisfy both the wave and particle natures of particles in the model, the wave function must satisfy both the Classical wave equation (which ensures that the wave function can represent a vibration of the space-time continuum) and the Schrödinger wave equation (which ensures that the wave function can represent a quantum of energy – thus a particle) (Ref. [3]).

$$\text{Classical wave equation: } \nabla^2\psi = \frac{1}{c^2} \frac{\partial^2\psi}{\partial t^2} \quad (3)$$

$$\text{Schrödinger wave equation: } i\hbar \frac{\partial\psi}{\partial t} = \hat{H}\psi$$

$$\text{Where: } \hat{H}\psi = \text{Total Energy}$$

$$\hat{H}\psi = \text{Kinetic Energy (KE)} + \text{Potential Energy (PE)}$$

The wave function describes a field of rotating vectors which can each be thought of as comprising two Quantum Harmonic Oscillators (Ref. [10]); one along each axis of the complex plane. The vectors trace out a circle, such that at any given time half of the energy is present as Kinetic energy and half as Potential energy depending on the phase of each of the component Quantum Harmonic Oscillators. In their simple harmonic motion oscillation, each oscillates between full KE and full PE, but when one has full KE the other has full PE and vice-versa.

See Appendix A for the proof that a Quantum Mechanical wave-function can be modelled as a field of Real 3D vectors and still satisfy both the Schrödinger and Classical wave equations.

Due to Equipartition of energy in a Classical wave (Ref. [4]):

$$\text{KE} = \text{PE} = -\frac{\hbar^2}{2m} \nabla^2\psi$$
$$\text{So: } i\hbar \frac{\partial\psi}{\partial t} = -\frac{\hbar^2}{m} \nabla^2\psi \quad (4)$$

Testing the electron solution with the Schrödinger wave equation

Referring to Equations 1 and 4:

In Spherical coordinates the Laplacian of Ψ_e is:

$$\nabla^2\Psi_e = \frac{1}{r^2} \frac{\partial}{\partial r} \left(r^2 \frac{\partial\Psi_e}{\partial r} \right) + \frac{1}{r^2 \sin\theta} \frac{\partial}{\partial \theta^2} \left(\sin\theta \frac{\partial\Psi_e}{\partial \theta} \right) + \frac{1}{r^2 \sin^2\theta} \frac{\partial\Psi_e}{\partial \phi^2} \quad (5a)$$

As the wave function Ψ_e is spherically symmetrical, all the vectors at the same distance r from the origin are identical, so the terms involving θ and ϕ are zero.

So $\nabla^2\Psi_e$ reduces to:

$$\nabla^2\Psi_e = \frac{1}{r^2} \frac{\partial}{\partial r} \left(r^2 \frac{\partial\Psi_e}{\partial r} \right) \quad (6a)$$

Thus, the Schrödinger wave equation (4) becomes:

$$i\hbar \frac{\partial\Psi_e}{\partial t} = -\frac{\hbar^2}{m} \frac{1}{r^2} \frac{\partial}{\partial r} \left(r^2 \frac{\partial\Psi_e}{\partial r} \right) \quad (7a)$$

Thus:

$$\frac{\partial\Psi_e}{\partial t} = \frac{i\hbar}{m} \frac{1}{r^2} \frac{\partial}{\partial r} \left(r^2 \frac{\partial\Psi_e}{\partial r} \right) \quad (8a)$$

As from Ψ_e by differentiation of Eqn 1, we can also say that:

$$\frac{\partial\Psi_e}{\partial t} = \frac{-iQ_e c}{2\pi r \epsilon_0} \exp \left[\frac{-iM_e c^2}{\hbar} \left(t - \frac{r}{c} \right) \right] \quad (9a)$$

Also:

$$\frac{1}{r^2} \frac{\partial}{\partial r} \left(r^2 \frac{\partial\Psi_e}{\partial r} \right) = \frac{-Q_e M_e c}{2\pi r \epsilon_0 \hbar} \exp \left[\frac{-iM_e c^2}{\hbar} \left(t - \frac{r}{c} \right) \right] \quad (10a)$$

Thus:

$$\frac{i\hbar}{m} \frac{1}{r^2} \frac{\partial}{\partial r} \left(r^2 \frac{\partial \Psi_e}{\partial r} \right) = \frac{-iQ_e c}{2\pi r \epsilon_0} \exp \left[\frac{-iM_e c^2}{\hbar} \left(t - \frac{r}{c} \right) \right] \quad (11a)$$

So from Eqns 8a, 9a and 11a, we can see that LHS = RHS of the Schrödinger wave equation (Eqn 4), so the wave function (Eqn 1) is a solution to it:

$$\frac{\partial \Psi_e}{\partial t} = \frac{i\hbar}{m} \nabla^2 \Psi_e$$

Eqn 9a equals Eqn 11a:

$$\frac{-iQ_e c}{2\pi r \epsilon_0} \exp \left[\frac{-iM_e c^2}{\hbar} \left(t - \frac{r}{c} \right) \right] = \frac{-iQ_e c}{2\pi r \epsilon_0} \exp \left[\frac{-iM_e c^2}{\hbar} \left(t - \frac{r}{c} \right) \right] \quad (12a)$$

Testing the electron solution with the Classical wave equation

Referring to Equations 1 and 3:

$$\frac{\partial \Psi_e}{\partial t} = \frac{-iQ_e c}{2\pi r \epsilon_0} \exp \left[\frac{-iM_e c^2}{\hbar} \left(t - \frac{r}{c} \right) \right] \quad (13a)$$

So:

$$\frac{\partial^2 \Psi_e}{\partial t^2} = \frac{-Q_e M_e c^3}{2\pi r \epsilon_0 \hbar} \exp \left[\frac{-iM_e c^2}{\hbar} \left(t - \frac{r}{c} \right) \right] \quad (14a)$$

Thus:

$$\frac{1}{c^2} \frac{\partial^2 \Psi_e}{\partial t^2} = \frac{-Q_e M_e c}{2\pi r \epsilon_0 \hbar} \exp \left[\frac{-iM_e c^2}{\hbar} \left(t - \frac{r}{c} \right) \right] \quad (15a)$$

And, substituting Eqns 6a, 10a and 15a into Eqn 3:

$$\frac{1}{r^2} \frac{\partial}{\partial r} \left(r^2 \frac{\partial \Psi_e}{\partial r} \right) = \frac{-Q_e M_e c}{2\pi r \epsilon_0 \hbar} \exp \left[\frac{-iM_e c^2}{\hbar} \left(t - \frac{r}{c} \right) \right]$$

$$\frac{-Q_e M_e c}{2\pi r \epsilon_0 \hbar} \exp \left[\frac{-iM_e c^2}{\hbar} \left(t - \frac{r}{c} \right) \right] = \frac{-Q_e M_e c}{2\pi r \epsilon_0 \hbar} \exp \left[\frac{-iM_e c^2}{\hbar} \left(t - \frac{r}{c} \right) \right] \quad (16a)$$

So LHS = RHS of Classical Wave equation (Eqn 3) too, so the electron wave function (Eqn 1) is a solution to it also.

Testing the positron solution with the Schrödinger wave equation

Referring to Equations 1 and 4:

In Spherical coordinates the Laplacian of Ψ_e is:

$$\nabla^2 \Psi_p = \frac{1}{r^2} \frac{\partial}{\partial r} \left(r^2 \frac{\partial \Psi_p}{\partial r} \right) + \frac{1}{r^2 \sin \theta} \frac{\partial}{\partial \theta} \left(\sin \theta \frac{\partial \Psi_p}{\partial \theta} \right) + \frac{1}{r^2 \sin^2 \theta} \frac{\partial \Psi_p}{\partial \phi^2} \quad (5b)$$

As the wave function Ψ_p is spherically symmetrical, all the vectors at the same distance r from the origin are identical, so the terms involving θ and ϕ are zero.

So $\nabla^2 \Psi_p$ reduces to:

$$\nabla^2 \Psi_p = \frac{1}{r^2} \frac{\partial}{\partial r} \left(r^2 \frac{\partial \Psi_p}{\partial r} \right) \quad (6b)$$

Thus, the Schrödinger wave equation (4) becomes:

$$i\hbar \frac{\partial \Psi_p}{\partial t} = -\frac{\hbar^2}{m} \frac{1}{r^2} \frac{\partial}{\partial r} \left(r^2 \frac{\partial \Psi_p}{\partial r} \right) \quad (7b)$$

Thus:

$$\frac{\partial \Psi_p}{\partial t} = \frac{i\hbar}{m} \frac{1}{r^2} \frac{\partial}{\partial r} \left(r^2 \frac{\partial \Psi_p}{\partial r} \right) \quad (8b)$$

As from Ψ_p by differentiation of Eqn 2, we can also say that:

$$\frac{\partial \Psi_p}{\partial t} = \frac{iQ_p c}{2\pi r \epsilon_0} \exp \left[\frac{-iM_p c^2}{\hbar} \left(t + \frac{r}{c} \right) \right] \quad (9b)$$

Also:

$$\frac{1}{r^2} \frac{\partial}{\partial r} \left(r^2 \frac{\partial \Psi_p}{\partial r} \right) = \frac{-Q_p M_p c}{2\pi r \epsilon_0 \hbar} \exp \left[\frac{-iM_p c^2}{\hbar} \left(t + \frac{r}{c} \right) \right] \quad (10b)$$

Thus:

$$\frac{i\hbar}{m} \frac{1}{r^2} \frac{\partial}{\partial r} \left(r^2 \frac{\partial \Psi_p}{\partial r} \right) = \frac{-iQ_p c}{2\pi r \epsilon_0} \exp \left[\frac{-iM_p c^2}{\hbar} \left(t + \frac{r}{c} \right) \right] \quad (11b)$$

So from Eqns 8b, 9b and 11b, we can see that LHS = RHS of the Schrödinger wave equation (Eqn 4), so the wave function (Eqn 2) is a solution to it:

$$\frac{\partial \Psi_p}{\partial t} = \frac{i\hbar}{m} \nabla^2 \Psi_p$$

Eqn 9b equals Eqn 11b:

$$\frac{-iQ_p c}{2\pi r \epsilon_0} \exp \left[\frac{-iM_p c^2}{\hbar} \left(t + \frac{r}{c} \right) \right] = \frac{-iQ_p c}{2\pi r \epsilon_0} \exp \left[\frac{-iM_p c^2}{\hbar} \left(t + \frac{r}{c} \right) \right] \quad (12b)$$

Testing the positron solution with the Classical wave equation

Referring to Equations 2 and 3:

$$\frac{\partial \Psi_p}{\partial t} = \frac{-iQ_p c}{2\pi r \epsilon_0} \exp \left[\frac{-iM_p c^2}{\hbar} \left(t + \frac{r}{c} \right) \right] \quad (13b)$$

So:

$$\frac{\partial^2 \Psi_p}{\partial t^2} = \frac{-Q_p M_p c^3}{2\pi r \epsilon_0 \hbar} \exp \left[\frac{-iM_p c^2}{\hbar} \left(t + \frac{r}{c} \right) \right] \quad (14b)$$

Thus:

$$\frac{1}{c^2} \frac{\partial^2 \Psi_p}{\partial t^2} = \frac{-Q_p M_p c}{2\pi r \epsilon_0 \hbar} \exp \left[\frac{-iM_p c^2}{\hbar} \left(t + \frac{r}{c} \right) \right] \quad (15b)$$

And, substituting Eqns 6b, 10b and 15b into Eqn 3:

$$\frac{1}{r^2} \frac{\partial}{\partial r} \left(r^2 \frac{\partial \Psi_p}{\partial r} \right) = \frac{-Q_p M_p c}{2\pi r \epsilon_0 \hbar} \exp \left[\frac{-iM_p c^2}{\hbar} \left(t + \frac{r}{c} \right) \right] \quad (16b)$$

So LHS = RHS of Classical Wave equation (Eqn 3) too, so the positron wave function (Eqn 2) is a solution to it also.

4. The wave function and electromagnetism

Each of the measurable fields in Electromagnetic Theory (Ref. [5, 6, 17]), and their connection back to the wave function, can be expressed quite simply by the following set of equations and illustrated by Fig (1).

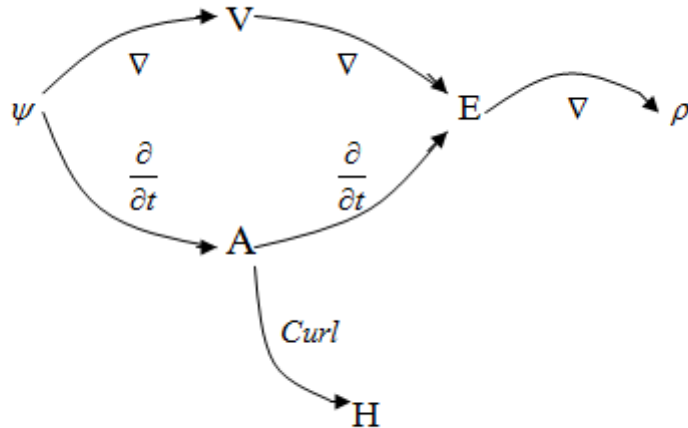


Fig. 1. The mathematical connections between the fields.

$$A = -\frac{1}{c^2} \frac{\partial \psi}{\partial t} \quad (17) \quad V = \nabla \cdot \psi \quad (18) \quad E = -\nabla V - \frac{\partial A}{\partial t} \quad (19)$$

$$H = \frac{\nabla \times A}{\mu_0} \quad (20) \quad \rho = -\epsilon_0 \nabla \cdot E \quad (21)$$

Where:

- ψ = Wave function
- V = Voltage (electric potential)
- E = Electric field vector
- A = Vector potential
- H = Magnetic field vector
- ρ = Charge density

5. Analysis of the wave functions

Both wave functions represent a field of rotating vectors. The pattern described by the phases of the field of rotating vectors is that of a spinning spiral wave. The phase wave flows either away from or towards the centre of the particle (Fig. [3, 4a, 4b]). The Electron spins with the phase wave flowing outward and the Positron with the phase wave flowing inwards (Ref [5]).

The angular frequency in the wave function is derived from the following three known equations.

$$E = h\nu \quad (22)$$

$$E = mc^2 \quad (23)$$

$$h = 2\pi\hbar \quad (24)$$

Substituting Eq. (23) and Eq. (24) into Eq. (22) and solving for ν we have:

$$\nu = \frac{mc^2}{2\pi\hbar} \quad (25)$$

Then to convert to angular frequency:

$$\omega = 2\pi\nu \quad (26)$$

Substituting Eq. (25) into Eq. (26) and using the electron mass M_e gives:

$$\omega = \frac{M_e c^2}{\hbar} \quad \text{Radians per Second} \quad (27)$$

This describes the rate of rotation of the vectors in the vector field that describes the Electron/Positron wave function.

The centre of the Electron comprises a vector that rotates around a fixed position at the particle's centre over time. As time progresses this vector propagates radially outwards away from the centre thus forming the phase wave spiral. Therefore, the phase of each vector depends not only on time, but also on distance r from the centre of the wave function.

So, the phase of each rotating vector in space will depend on two things:

(1) The vector rotation rate, determined by: $\frac{mc^2}{\hbar}$ (28)

(2) The propagation delay for a wave travelling radially outwards at the speed of light, given the vector rotation rate above: $\frac{mc^2}{\hbar} \times \frac{r}{c}$ (29)

Thus, the total phase change (for an electron) at a distance r from the centre is the sum of these two factors:

$$\frac{M_e c^2}{\hbar} \left(t - \frac{r}{c} \right) \quad (30)$$

Every point on the wave function spiral comprises a vector that rotates on the spot as the phase waves pass through each point.

In a classical wave, each point in the medium supporting that wave (such as the water molecules in a water wave) moves in a circular motion as the wave passes. The frequency of this circular motion is the same as that of the wave. However, when two waves of equal frequency (but travelling in opposite directions) combine to form a standing wave, each point in the medium rotates at twice the angular frequency of each of the two component waves.

The spinning spiral of rotating vectors that the wave function describes can be modelled as a standing wave comprised from two interfering waves: a spherical IN wave and a spherical OUT wave. Thus, each point in the medium supporting this standing wave is rotating at twice the frequency of either the IN or OUT wave alone.

The spherical IN and OUT waves work together, by means of constructive and destructive interference due to a slight frequency difference between the IN and OUT waves, forming the spinning spiral structure of the particle. As each point in this spatial structure is being influenced by both IN and OUT waves (one wave from each side), a vector at that point spins around at a rate which is the sum of the IN and OUT wave frequencies, as it receives wave crests from both sides simultaneously. The vector rotation period at each point is completed in the time it takes only half of the wavelength of an IN or OUT wave to pass each point

(π Radians rather than 2π Radians). The frequency of the IN and OUT waves is the same except for a slight difference that modulates this fundamental frequency and thereby forms the spiral pattern, therefore the rotation rate of each vector is two times the fundamental frequency of an IN or OUT wave.

The frequency of the vector rotation for any point in the wave function is given by Eq. (27). Thus, the angular wave frequency of each IN/OUT wave is given by:

$$\frac{\omega}{2} \quad \text{Radians per Second} \quad (31)$$

From Eq. (26) and Eq. (31), the travelling wave fundamental frequency of an IN or OUT wave is:

$$\nu = \frac{\omega}{4\pi} \quad \text{Hertz} \quad (32)$$

So, from Eq. (27) and Eq. (32), the Electron's IN/OUT wave frequency is:

$$\nu = 6.17794982 \times 10^{19} \quad \text{Hertz} \quad (33a)$$

And (for a propagation speed of c) the spatial frequency (wavenumber) is:

$$f_{electron} = 2.06074224199 \times 10^{11} \quad (33b)$$

6. Verification using the De Broglie equations

The De Broglie wavenumber for a moving particle is $\frac{mv}{h}$ (34)

This is 13747.792 for an Electron travelling at $10msec^{-1}$ (35)

The Classical interpretation of the De Broglie wave is that of a beat frequency of the upstream and downstream components (with respect to the particle's direction of motion) of the Electron's IN/OUT wave, so:

$$f_{up} = f_{electron} \times \frac{c}{c - v} \quad (36)$$

$$f_{down} = f_{electron} \times \frac{c}{c + v} \quad (37)$$

Again, the speed of the Electron $v = 10msec^{-1}$

Thus from Eq. (36) and Eq. (37) the beat frequency wavenumber is:

$$f_{up} - f_{down} = 13747.792 \quad (38)$$

So, we can see that the De Broglie wavenumber matches the beat frequency wavenumber of the calculated Electron IN/OUT waves for an Electron travelling at $10msec^{-1}$ (Eq. (35) equals Eq. (38)).

The Energy of the Electron can be checked too, using the De Broglie relation:

$$E = h\omega \quad (39)$$

Using Eq. (27):

$$E = h \frac{M_e c^2}{h} = M_e c^2 \quad (40)$$

Which is the Energy/Mass relationship as it should be.

This can also be proved using the displacement amount of the Quantum Harmonic Oscillators (Ref. [10]) in the wave function vector field. The units of the vectors in the wave function are Volt-Meters, so they need to be converted to just Meters, then the energy of the Oscillators calculated (See Appendix C).

7. Derivation of the classical electric potential for the Electron

For the Electron wave function, the Electric Potential (V) is $div(\psi_e)$, which in spherical coordinates is (Ref. 8]).

$$div(\Psi_e) = \frac{1}{r^2} \frac{\partial}{\partial r} (r^2 \Psi_e) + \frac{1}{r \sin \theta} \frac{\partial}{\partial \theta} (\Psi_e \sin \theta) + \frac{1}{r \sin \theta} \frac{\partial \Psi_e}{\partial \phi} \quad (41a)$$

When viewed close-up, the spinning spiral and charge layers that comprise the electron are clearly visible. Due to the fast spinning of the spiral (and outward or inward phase flow), or at large distance scales where the undulations of the spinning charge layers are small by comparison, the fields appear to become smooth and be of a continuous nature [Fig. 6-11]. So, for example, the Electric Potential for the Electron in this case appears to be the RMS (Root-Mean-Squared Ref. [9]) of Eq. (41a), which is equal to the classical equation:

$$\frac{Q_e}{4\pi r \epsilon_0} \quad (42a)$$

For the Proof that this is the case, see Appendix B.

8. Derivation of the classical electric potential for the Positron

For the Positron wave function, the Electric Potential (V) is $div(\psi_p)$, which in spherical coordinates is (Ref. 8]).

$$div(\Psi_p) = \frac{1}{r^2} \frac{\partial}{\partial r} (r^2 \Psi_p) + \frac{1}{r \sin \theta} \frac{\partial}{\partial \theta} (\Psi_p \sin \theta) + \frac{1}{r \sin \theta} \frac{\partial \Psi_p}{\partial \phi} \quad (41b)$$

When viewed close-up, the spinning spiral and charge layers that comprise the positron are clearly visible. Due to the fast spinning of the spiral (and outward or inward phase flow), or at large distance scales where the undulations of the spinning charge layers are small by comparison, the fields appear to become smooth and be of a continuous nature [Fig. 6-11]. So, for example, the Electric Potential for the Positron in this case appears to be the RMS (Root-Mean-Squared Ref. [9]) of Eq. (41b), which is equal to the classical equation:

$$\frac{Q_p}{4\pi r \epsilon_0} \quad (42b)$$

For the Proof that this is the case, see Appendix B.

9. Comparison with Quantum Mechanics

9.1 *The Quantum Mechanical wave-function*

In Classical Physics, the wave function Ψ describes a field of displacement vectors; that is the complex number of the wave-function describes X-axis and Y-axis displacements from the origin on an Argand diagram. In Quantum Mechanics, however, the wave function Ψ_{QM} is a complex scalar value rather than a vector, even though the complex number of its wave-function is in the same mathematical form. Also, in Quantum Mechanics the square of the wave function gives the probability density of finding a particle at a point in space:

$$\rho = \Psi_{QM}^2 \quad (43)$$

In order to get vector quantities in Quantum Mechanics one must apply a vector operator to the probability, such as applying the position or momentum operators to the wave-function.

The Classical wave function, on the other hand, remains a vector and its magnitude is equivalent to the Quantum Mechanical scalar wave function:

$$\Psi_{QM} = |\Psi| \quad (44)$$

As my Classical wave function solutions, Eqns. (1, 2), are comprised of an array of Quantum Harmonic Oscillators, the Ehrenfest (Ref. [12]) and Virial (Ref. [13]) theorems state that the QM Expectation values follow their Classical trajectories and have an equipartition of energy (between Kinetic and Potential forms), so my solutions will also apply in Quantum Mechanics.

See Appendix A for the proof that a Quantum Mechanical wave-function can be modelled as a field of Real 3D vectors and still satisfy both the Schrödinger and Classical wave equations.

9.2 Normalization of the wave-function

In Quantum Mechanics it is important that a wave-function be normalizable; that is the area under the curve of the wave function be finite, such that the square of the wave-function can represent a probability density of finding the particle. The probability integrated over the whole wave-function must be 1, so that the particle exists somewhere in space. An infinite probability doesn't make physical sense, so in order that the wave-function represents a real particle, it must be Normalizable.

As my wave function solutions (Eqns 1 & 2) contain a $1/r$ term they would not, on face value, appear to be normalizable due to an infinity at $r = 0$. However, if in reality, a function is known to be finite, as is the case for an electron or positron, then it may be considered Normalizable (Ref [14, 15]). As my wave functions are comprised of Quantum Harmonic Oscillators with real displacements in space, at size scales less than this displacement, the nature of the function will no longer be $1/r$, thus restricting its amplitude and preventing an infinite quantity. For these wave-functions, the order of magnitude of this displacement is $\sim 3.86 \times 10^{-13}$ meters (see Ref [10] on the physical displacement for a Quantum Harmonic Oscillator; in this case assuming all of the energy of an electron was in a single Quantum Harmonic Oscillator). Thus, there is a natural limit on the $1/r$ factor in the wave-function amplitude. Thus, these wave-functions are compatible with Quantum Mechanics, and their probability density may be calculated via Eqn. (43), with the use of Eqn. (44).

10. Conclusion

The wave functions presented here describe particles with all the correct properties for an Electron and a Positron and satisfy the requirements of both the Classical and Quantum Mechanical interpretations.

The wave function represents a field of rotating vectors. The spinning vectors form a phase wave that describes a spinning spiral. The phase wave flows either away from or towards the centre of the particle. Interactions between the phase waves of two or more particles could be the cause of the Electrical & Magnetic attraction/repulsion between charged particles due to momentum exchanges between the wave structures (Ref. [7]).

In general, the concepts use to build these two wave equations could be applied to all particles in Physics. The key principles are:

1. The frequency of the waves that comprise the three-dimensional wave structure of the particle is based on the particle's mass (via the calculation shown above).
2. A particle's charge is defined by either an outward or inward flowing phase wave. A neutral particle would have no net phase flow inward or outward, but may contain regions of either inward or outward flow, which cancel out in the region surrounding the particle.
3. The completed wave function must satisfy both the Classical and Schrödinger wave equation.
4. Particles such as Protons (or other particles containing Quarks) would contain several components to the overall wave function, which work together to form a stable particle (i.e. together they satisfy the other three principles stated here).

11. Supplementary material

11.1 Images from the Model




Fig. 3. The electron wave function from the side (the spin axis is vertical).




Fig. 4(a). The electron wave function viewed from the top (looking down the spin axis).




Fig. 4(b). The electron wave function (vector arrows only) viewed from the top (looking down the spin axis).




Fig. 5. The electric potential of the electron showing the double spiral of charge layers.



Fig. 6. The electric potential of the electron with the small-scale wave function undulations smoothed out (the individual charge layers are not visible).

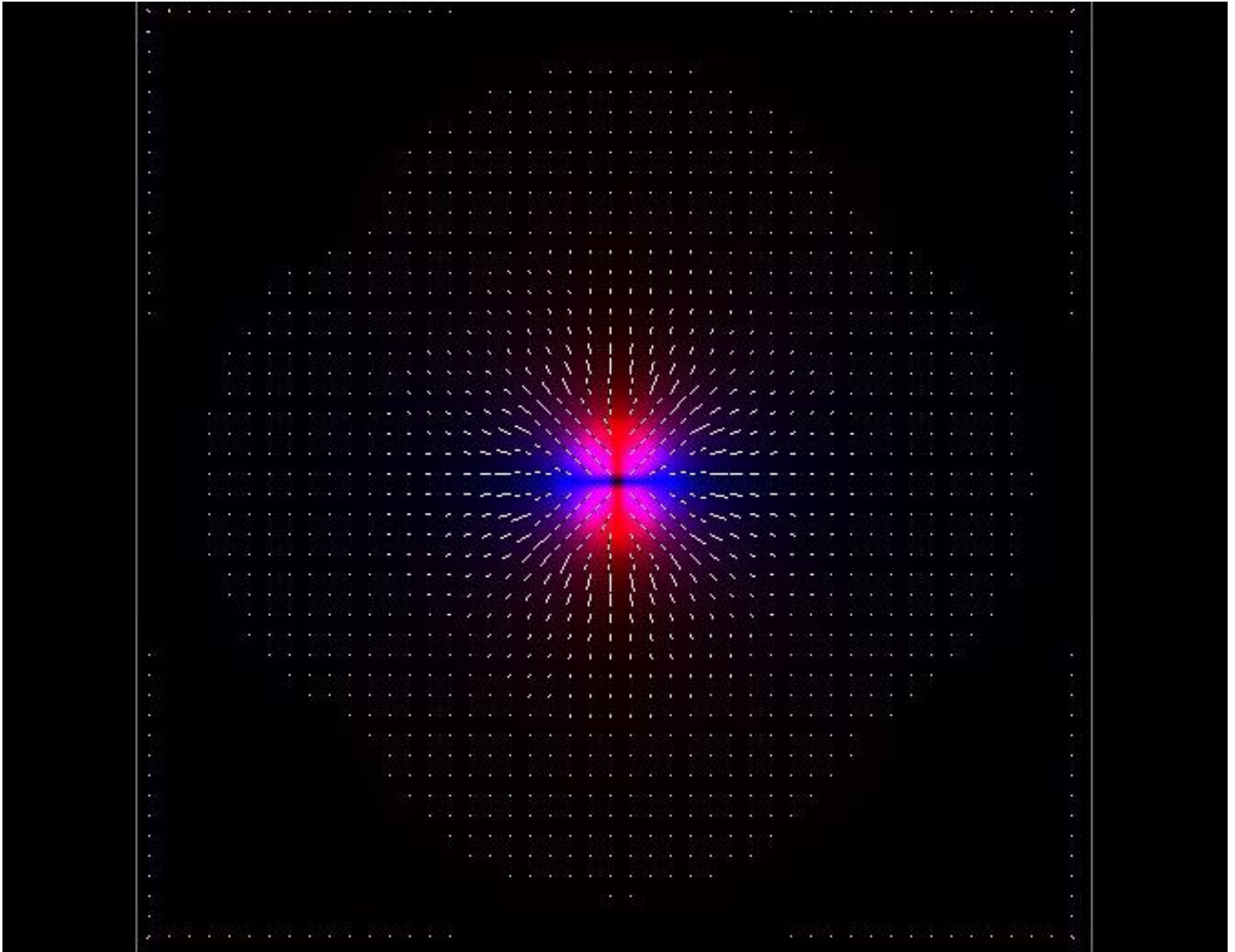


Fig. 7. The electric field of the electron with the small-scale wave function undulations smoothed out.

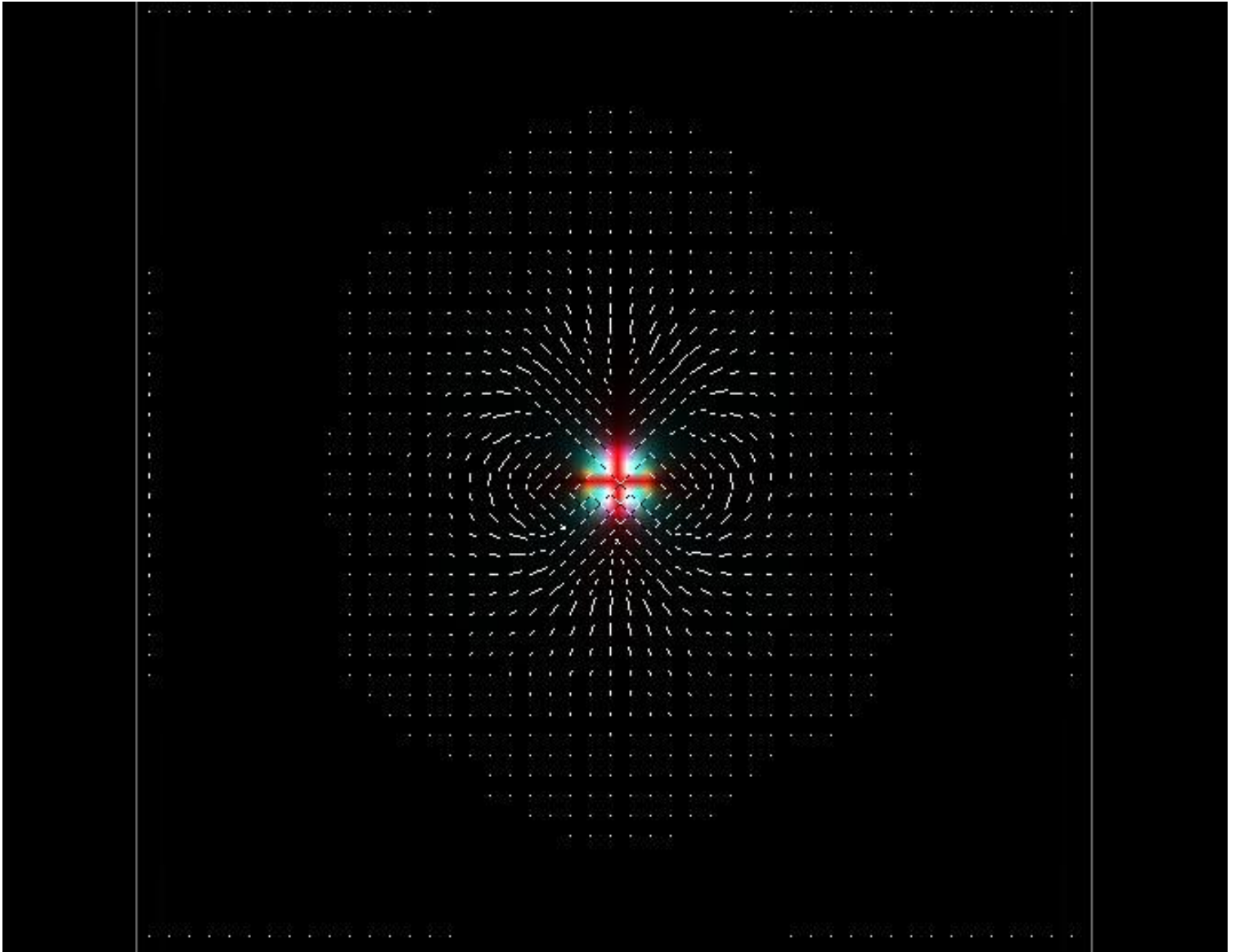


Fig. 8. The magnetic field of the electron viewed from the side (spin axis is vertical) with the small-scale wave function undulations smoothed out. The vectors into/out of the page are not shown in order to reveal the nice magnetic field lines.




Fig. 9. The magnetic field of the electron viewed from the top (looking down the spin axis) with the small-scale wave function undulations smoothed out.

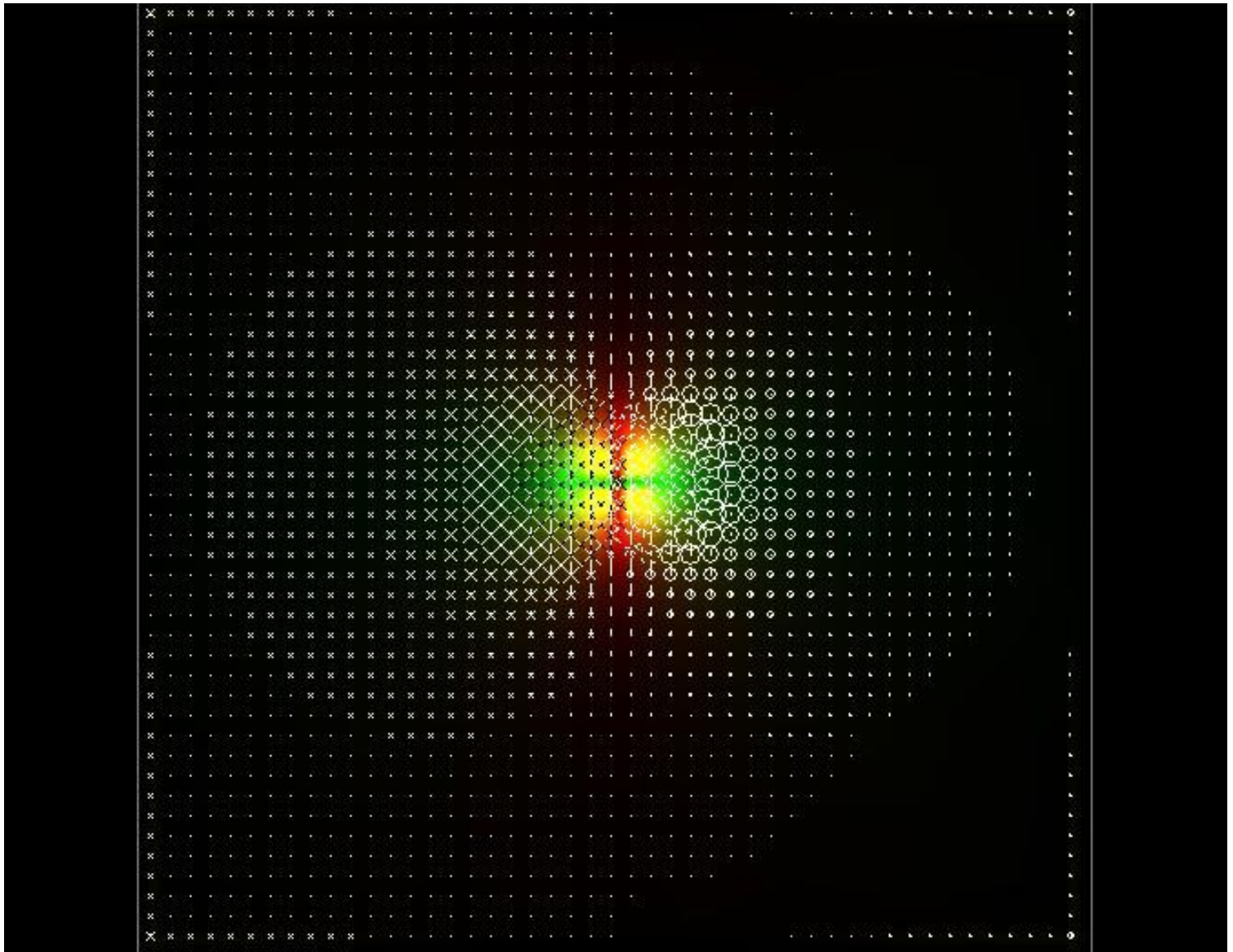


Fig. 10. The vector potential field of the electron viewed from the side (the spin axis is vertical) with the small-scale wave function undulations smoothed out.

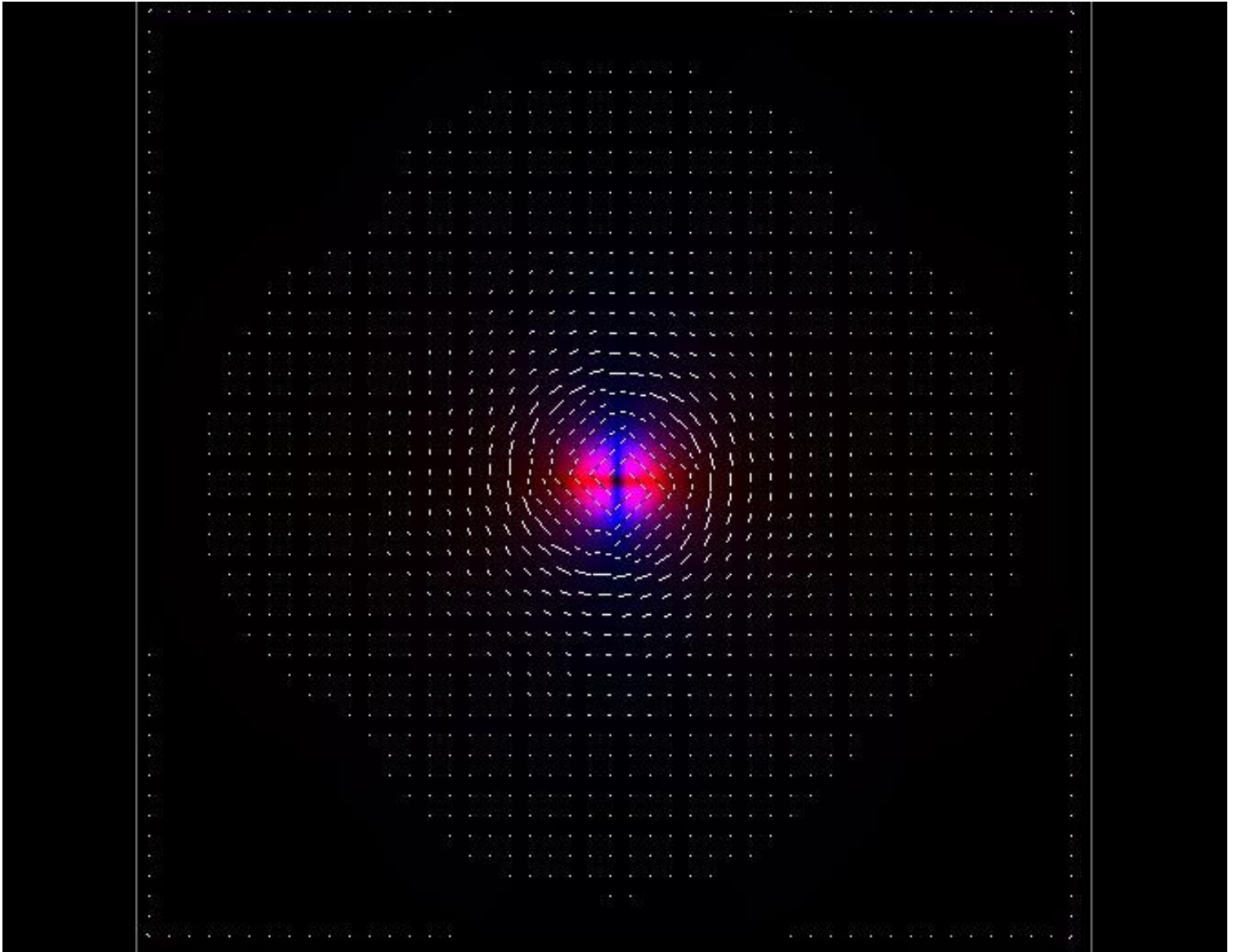


Fig. 11. The vector potential field of the electron viewed from the top (looking down the spin axis) with the small-scale wave function undulations smoothed out. Note how the energy of the particle flows around the spin axis in closed loops.

Appendix A:

Proof that a Quantum Mechanical wave-function can be modelled as a field of Real 3D vectors and still satisfy both the Schrödinger and Classical wave equations:

The Electron

>

restart;

with(VectorCalculus) :

with(LinearAlgebra) :

i := Complex(1);

SetCoordinates('spherical', r, phi, theta);

$$\psi_{\text{complex}} := \left(\frac{Qe \cdot Hhat}{2 \cdot \text{Pi} \cdot r \cdot Me \cdot c \cdot E0} \right) \exp \left(\frac{-i \cdot Me \cdot c^2}{Hhat} \left(t - \frac{r}{c} \right) \right);$$

i := 1

spherical
r, phi, theta

$$\psi_{\text{complex}} := \frac{1}{2} \frac{Qe \cdot Hhat \cdot e^{-\frac{1 \cdot Me \cdot c^2}{Hhat} \left(t - \frac{r}{c} \right)}}{\pi \cdot r \cdot Me \cdot c \cdot E0}$$

> *COMPLEXdpsidt := diff(ψcomplex, t);*

$$\text{COMPLEXdpsidt} := -\frac{\frac{1}{2} \cdot 1 \cdot Qe \cdot c \cdot e^{-\frac{1 \cdot Me \cdot c^2}{Hhat} \left(t - \frac{r}{c} \right)}}{\pi \cdot r \cdot E0}$$

> *COMPLEXd2psidt2 := diff(COMPLEXdpsidt, t);*

$$\text{COMPLEXd2psidt2} := -\frac{1}{2} \frac{Qe \cdot c^3 \cdot Me \cdot e^{-\frac{1 \cdot Me \cdot c^2}{Hhat} \left(t - \frac{r}{c} \right)}}{\pi \cdot r \cdot E0 \cdot Hhat}$$

> *COMPLEXlaplacian*

:= simplify(VectorCalculus[Laplacian](ψcomplex));

$$\text{COMPLEXlaplacian} := -\frac{1}{2} \frac{Q_e M_e c e}{\pi r E_0 \hbar} \frac{-\frac{1}{\hbar} M_e c (t c - r)}{\hbar}$$

$$\text{COMPLEXSchrodingerLHS} := i \cdot \hbar \cdot \text{COMPLEXdpsidt};$$

$$\frac{1}{2} \frac{\hbar Q_e c e}{\pi r E_0} \frac{-\frac{1}{\hbar} M_e c^2 \left(t - \frac{r}{c}\right)}{\hbar}$$

$$\text{COMPLEXSchrodingerRHS} := -\frac{\hbar^2}{M_e} \cdot \text{COMPLEXlaplacian};$$

$$\frac{1}{2} \frac{\hbar Q_e c e}{\pi r E_0} \frac{-\frac{1}{\hbar} M_e c (t c - r)}{\hbar}$$

$$\text{COMPLEXSchrodingerResult} := \text{simplify}(\text{COMPLEXSchrodingerLHS} - \text{COMPLEXSchrodingerRHS});$$

0

$$\text{COMPLEXClassicalLHS} := \text{COMPLEXlaplacian};$$

$$-\frac{1}{2} \frac{Q_e M_e c e}{\pi r E_0 \hbar} \frac{-\frac{1}{\hbar} M_e c (t c - r)}{\hbar}$$

$$\text{COMPLEXClassicalRHS} := \frac{\text{COMPLEXd2psidt2}}{c^2};$$

$$-\frac{1}{2} \frac{Q_e M_e c e}{\pi r E_0 \hbar} \frac{-\frac{1}{\hbar} M_e c^2 \left(t - \frac{r}{c}\right)}{\hbar}$$

$$\text{COMPLEXClassicalResult} := \text{simplify}(\text{COMPLEXClassicalLHS} - \text{COMPLEXClassicalRHS});$$

0

>

>

SetCoordinates('cartesian'_{x,y,z});

r := sqrt(x² + y² + z²);

ψ := VectorField(⟨evalc(Re(ψcomplex)), evalc(Im(ψcomplex)), 0⟩);

*RotateMatrix := ⟨⟨cos(π/2), -sin(π/2), 0⟩⟨sin(π/2), cos(π/2), 0⟩
⟨0, 0, 1⟩⟩;*

$$\begin{aligned}
 & \text{cartesian}_{x,y,z} \\
 & r := \sqrt{x^2 + y^2 + z^2} \\
 \psi := & \frac{1}{2} \frac{Qe \text{Hhat} \cos\left(\frac{Me c^2 \left(t - \frac{\sqrt{x^2 + y^2 + z^2}}{c}\right)}{\text{Hhat}}\right)}{\pi \sqrt{x^2 + y^2 + z^2} Me c E0} \bar{e}_x \\
 & - \frac{1}{2} \frac{Qe \text{Hhat} \sin\left(\frac{Me c^2 \left(t - \frac{\sqrt{x^2 + y^2 + z^2}}{c}\right)}{\text{Hhat}}\right)}{\pi \sqrt{x^2 + y^2 + z^2} Me c E0} \bar{e}_y \\
 \text{RotateMatrix} := & \begin{bmatrix} 0 & 1 & 0 \\ -1 & 0 & 0 \\ 0 & 0 & 1 \end{bmatrix}
 \end{aligned}$$

> *dpsidt := simplify(diff(ψ, t));*

$$\begin{aligned}
 dpsidt := & \frac{1}{2} \frac{Qe c \sin\left(\frac{Me c \left(-t c + \sqrt{x^2 + y^2 + z^2}\right)}{\text{Hhat}}\right)}{\sqrt{x^2 + y^2 + z^2} \pi E0} \bar{e}_x \\
 & - \frac{1}{2} \frac{Qe c \cos\left(\frac{Me c \left(-t c + \sqrt{x^2 + y^2 + z^2}\right)}{\text{Hhat}}\right)}{\sqrt{x^2 + y^2 + z^2} \pi E0} \bar{e}_y
 \end{aligned}$$

> *d2psidt2 := simplify(diff(dpsidt, t));*

$$d2psid2 := -\frac{1}{2} \frac{Qe c^3 \cos\left(\frac{Me c (-tc + \sqrt{x^2 + y^2 + z^2})}{Hhat}\right) Me}{\sqrt{x^2 + y^2 + z^2} Hhat \pi E0} \bar{e}_x$$

$$-\frac{1}{2} \frac{Qe c^3 \sin\left(\frac{Me c (-tc + \sqrt{x^2 + y^2 + z^2})}{Hhat}\right) Me}{\sqrt{x^2 + y^2 + z^2} Hhat \pi E0} \bar{e}_y$$

> *laplacian* := *simplify*(*VectorCalculus*[*Laplacian*](ψ));

$$laplacian := -\frac{1}{2} \frac{c Me \cos\left(\frac{Me c (-tc + \sqrt{x^2 + y^2 + z^2})}{Hhat}\right) Qe}{Hhat E0 \pi \sqrt{x^2 + y^2 + z^2}} \bar{e}_x$$

$$-\frac{1}{2} \frac{c Me \sin\left(\frac{Me c (-tc + \sqrt{x^2 + y^2 + z^2})}{Hhat}\right) Qe}{Hhat E0 \pi \sqrt{x^2 + y^2 + z^2}} \bar{e}_y$$

Rotated := *VectorField*(*MatrixVectorMultiply*(*RotateMatrix*,
dpsid));

SchrodingerLHS := *simplify*(*Hhat* · *Rotated*);

$$-\frac{1}{2} \frac{Qe c \cos\left(\frac{Me c (-tc + \sqrt{x^2 + y^2 + z^2})}{Hhat}\right)}{\sqrt{x^2 + y^2 + z^2} \pi E0} \bar{e}_x$$

$$-\frac{1}{2} \frac{Qe c \sin\left(\frac{Me c (-tc + \sqrt{x^2 + y^2 + z^2})}{Hhat}\right)}{\sqrt{x^2 + y^2 + z^2} \pi E0} \bar{e}_y$$

$$-\frac{1}{2} \frac{Hhat Qe c \cos\left(\frac{Me c (-tc + \sqrt{x^2 + y^2 + z^2})}{Hhat}\right)}{\sqrt{x^2 + y^2 + z^2} \pi E0} \bar{e}_x$$

$$-\frac{1}{2} \frac{Hhat Qe c \sin\left(\frac{Me c (-tc + \sqrt{x^2 + y^2 + z^2})}{Hhat}\right)}{\sqrt{x^2 + y^2 + z^2} \pi E0} \bar{e}_y$$

SchrodingerRHS := *simplify*($\frac{Hhat^2}{Me} \cdot laplacian$);

$$-\frac{1}{2} \frac{\hbar Q e c \cos\left(\frac{M e c(-t c + \sqrt{x^2 + y^2 + z^2})}{\hbar}\right)}{\sqrt{x^2 + y^2 + z^2} \pi E 0} \bar{e}_x$$

$$-\frac{1}{2} \frac{\hbar Q e c \sin\left(\frac{M e c(-t c + \sqrt{x^2 + y^2 + z^2})}{\hbar}\right)}{\sqrt{x^2 + y^2 + z^2} \pi E 0} \bar{e}_y$$

SchrodingerResult := simplify(*SchrodingerLHS* – *SchrodingerRHS*);

$$0 \bar{e}_x$$

ClassicalLHS := laplacian;

$$-\frac{1}{2} \frac{c M e \cos\left(\frac{M e c(-t c + \sqrt{x^2 + y^2 + z^2})}{\hbar}\right) Q e}{\hbar E 0 \pi \sqrt{x^2 + y^2 + z^2}} \bar{e}_x$$

$$-\frac{1}{2} \frac{c M e \sin\left(\frac{M e c(-t c + \sqrt{x^2 + y^2 + z^2})}{\hbar}\right) Q e}{\hbar E 0 \pi \sqrt{x^2 + y^2 + z^2}} \bar{e}_y$$

ClassicalRHS := simplify $\left(\frac{d^2 \psi_{\text{sidt2}}}{c^2}\right)$;

$$-\frac{1}{2} \frac{c M e \cos\left(\frac{M e c(-t c + \sqrt{x^2 + y^2 + z^2})}{\hbar}\right) Q e}{\hbar E 0 \pi \sqrt{x^2 + y^2 + z^2}} \bar{e}_x$$

$$-\frac{1}{2} \frac{c M e \sin\left(\frac{M e c(-t c + \sqrt{x^2 + y^2 + z^2})}{\hbar}\right) Q e}{\hbar E 0 \pi \sqrt{x^2 + y^2 + z^2}} \bar{e}_y$$

ClassicalResult := simplify(*ClassicalLHS* – *ClassicalRHS*);

$$0 \bar{e}_x$$

The Positron

>

restart;

with(VectorCalculus) :

with(LinearAlgebra) :

$i := \text{Complex}(1);$

SetCoordinates('spherical', r, ϕ, θ);

$$\psi_{\text{complex}} := \left(\frac{Q_p \cdot H_{\text{hat}}}{2 \cdot \text{Pi} \cdot r \cdot M_p \cdot c \cdot E_0} \right) \exp\left(\frac{-i \cdot M_p \cdot c^2}{H_{\text{hat}}} \left(t + \frac{r}{c} \right) \right);$$

$i := 1$

spherical, r, ϕ, θ

$$\psi_{\text{complex}} := \frac{1}{2} \frac{Q_p H_{\text{hat}} e^{-\frac{1 M_p c^2 \left(t + \frac{r}{c} \right)}{H_{\text{hat}}}}}{\pi r M_p c E_0}$$

> COMPLEXdpsidt := diff(ψ_{complex}, t);

$$\text{COMPLEXdpsidt} := -\frac{\frac{1}{2} i Q_p c e^{-\frac{1 M_p c^2 \left(t + \frac{r}{c} \right)}{H_{\text{hat}}}}}{\pi r E_0}$$

> COMPLEXd2psidt2 := diff(COMPLEXdpsidt, t);

$$\text{COMPLEXd2psidt2} := -\frac{1}{2} \frac{Q_p c^3 M_p e^{-\frac{1 M_p c^2 \left(t + \frac{r}{c} \right)}{H_{\text{hat}}}}}{\pi r E_0 H_{\text{hat}}}$$

> COMPLEXlaplacian

:= simplify(VectorCalculus[Laplacian](ψ_{complex}));

$$\text{COMPLEXlaplacian} := -\frac{1}{2} \frac{Q_p M_p c e^{-\frac{1 M_p c (t c + r)}{H_{\text{hat}}}}}{\pi r E_0 H_{\text{hat}}}$$

COMPLEXSchrodingerLHS := $i \cdot H_{\text{hat}} \cdot \text{COMPLEXdpsidt}$;

$$\frac{1}{2} \frac{H_{\text{hat}} Q_p c e^{-\frac{1 M_p c^2 \left(t + \frac{r}{c} \right)}{H_{\text{hat}}}}}{\pi r E_0}$$

COMPLEXSchrodingerRHS := $-\frac{H_{\text{hat}}^2}{M_p} \cdot \text{COMPLEXlaplacian}$;

$$\frac{1}{2} \frac{\hbar Q p c e}{\pi r E 0} - \frac{1 M p c (t c + r)}{\hbar}$$

`COMPLEXSchrodingerResult := simplify(COMPLEXSchrodingerLHS - COMPLEXSchrodingerRHS);`

0

`COMPLEXClassicalLHS := COMPLEXlaplacian;`

$$-\frac{1}{2} \frac{Q p M p c e}{\pi r E 0 \hbar} - \frac{1 M p c (t c + r)}{\hbar}$$

`COMPLEXClassicalRHS := $\frac{COMPLEXd2psidt2}{c^2}$;`

$$-\frac{1}{2} \frac{Q p M p c e}{\pi r E 0 \hbar} - \frac{1 M p c^2 \left(t + \frac{r}{c} \right)}{\hbar}$$

`COMPLEXClassicalResult := simplify(COMPLEXClassicalLHS - COMPLEXClassicalRHS);`

0

>

>

`SetCoordinates('cartesian'x,y,z);`

`r := sqrt(x2 + y2 + z2);`

`ψ := VectorField(⟨evalc(Re(ψcomplex)), evalc(Im(ψcomplex)), 0⟩);`

`RotateMatrix := ⟨⟨cos($\frac{\pi}{2}$), -sin($\frac{\pi}{2}$), 0⟩, ⟨sin($\frac{\pi}{2}$), cos($\frac{\pi}{2}$), 0⟩, ⟨0, 0, 1⟩⟩;`

*cartesian*_{x,y,z}

$$r := \sqrt{x^2 + y^2 + z^2}$$

$$\Psi := \frac{1}{2} \frac{Qp \text{Hhat} \cos\left(\frac{Mpc^2 \left(t + \frac{\sqrt{x^2 + y^2 + z^2}}{c}\right)}{\text{Hhat}}\right)}{\pi \sqrt{x^2 + y^2 + z^2} Mpc E0} \bar{e}_x - \frac{1}{2} \frac{Qp \text{Hhat} \sin\left(\frac{Mpc^2 \left(t + \frac{\sqrt{x^2 + y^2 + z^2}}{c}\right)}{\text{Hhat}}\right)}{\pi \sqrt{x^2 + y^2 + z^2} Mpc E0} \bar{e}_y$$

$$\text{RotateMatrix} := \begin{bmatrix} 0 & 1 & 0 \\ -1 & 0 & 0 \\ 0 & 0 & 1 \end{bmatrix}$$

> $dpsidt := \text{simplify}(\text{diff}(\Psi, t));$

$$dpsidt := -\frac{1}{2} \frac{Qpc \sin\left(\frac{Mpc \left(tc + \sqrt{x^2 + y^2 + z^2}\right)}{\text{Hhat}}\right)}{\sqrt{x^2 + y^2 + z^2} \pi E0} \bar{e}_x - \frac{1}{2} \frac{Qpc \cos\left(\frac{Mpc \left(tc + \sqrt{x^2 + y^2 + z^2}\right)}{\text{Hhat}}\right)}{\sqrt{x^2 + y^2 + z^2} \pi E0} \bar{e}_y$$

> $d2psidt2 := \text{simplify}(\text{diff}(dpsidt, t));$

$$d2psidt2 := -\frac{1}{2} \frac{Qpc^3 \cos\left(\frac{Mpc \left(tc + \sqrt{x^2 + y^2 + z^2}\right)}{\text{Hhat}}\right) Mp}{\sqrt{x^2 + y^2 + z^2} \text{Hhat} \pi E0} \bar{e}_x + \frac{1}{2} \frac{Qpc^3 \sin\left(\frac{Mpc \left(tc + \sqrt{x^2 + y^2 + z^2}\right)}{\text{Hhat}}\right) Mp}{\sqrt{x^2 + y^2 + z^2} \text{Hhat} \pi E0} \bar{e}_y$$

> $\text{laplacian} := \text{simplify}(\text{VectorCalculus}[\text{Laplacian}](\Psi));$

$$\text{laplacian} := -\frac{1}{2} \frac{c Mp \cos\left(\frac{Mpc \left(tc + \sqrt{x^2 + y^2 + z^2}\right)}{\text{Hhat}}\right) Qp}{\text{Hhat} E0 \pi \sqrt{x^2 + y^2 + z^2}} \bar{e}_x + \frac{1}{2} \frac{c Mp \sin\left(\frac{Mpc \left(tc + \sqrt{x^2 + y^2 + z^2}\right)}{\text{Hhat}}\right) Qp}{\text{Hhat} E0 \pi \sqrt{x^2 + y^2 + z^2}} \bar{e}_y$$

$\text{Rotated} := \text{VectorField}(\text{MatrixVectorMultiply}(\text{RotateMatrix}, \text{laplacian}));$

$\text{SchrodingerLHS} := \text{simplify}(\text{Hhat} \cdot \text{Rotated});$

$$\begin{aligned}
& -\frac{1}{2} \frac{Qp c \cos\left(\frac{Mpc(t c + \sqrt{x^2 + y^2 + z^2})}{Hhat}\right)}{\sqrt{x^2 + y^2 + z^2} \pi E0} \bar{e}_x \\
& + \frac{1}{2} \frac{Qp c \sin\left(\frac{Mpc(t c + \sqrt{x^2 + y^2 + z^2})}{Hhat}\right)}{\sqrt{x^2 + y^2 + z^2} \pi E0} \bar{e}_y \\
& -\frac{1}{2} \frac{Hhat Qp c \cos\left(\frac{Mpc(t c + \sqrt{x^2 + y^2 + z^2})}{Hhat}\right)}{\sqrt{x^2 + y^2 + z^2} \pi E0} \bar{e}_x \\
& + \frac{1}{2} \frac{Hhat Qp c \sin\left(\frac{Mpc(t c + \sqrt{x^2 + y^2 + z^2})}{Hhat}\right)}{\sqrt{x^2 + y^2 + z^2} \pi E0} \bar{e}_y
\end{aligned}$$

$$SchrodingerRHS := simplify\left(\frac{Hhat^2}{Mp} \cdot laplacian\right);$$

$$\begin{aligned}
& -\frac{1}{2} \frac{Hhat Qp c \cos\left(\frac{Mpc(t c + \sqrt{x^2 + y^2 + z^2})}{Hhat}\right)}{\sqrt{x^2 + y^2 + z^2} \pi E0} \bar{e}_x \\
& + \frac{1}{2} \frac{Hhat Qp c \sin\left(\frac{Mpc(t c + \sqrt{x^2 + y^2 + z^2})}{Hhat}\right)}{\sqrt{x^2 + y^2 + z^2} \pi E0} \bar{e}_y
\end{aligned}$$

$$SchrodingerResult := simplify(SchrodingerLHS - SchrodingerRHS);$$

$$0\bar{e}_x$$

$$ClassicalLHS := laplacian;$$

$$\begin{aligned}
& -\frac{1}{2} \frac{c Mp \cos\left(\frac{Mpc(t c + \sqrt{x^2 + y^2 + z^2})}{Hhat}\right) Qp}{Hhat E0 \pi \sqrt{x^2 + y^2 + z^2}} \bar{e}_x \\
& + \frac{1}{2} \frac{c Mp \sin\left(\frac{Mpc(t c + \sqrt{x^2 + y^2 + z^2})}{Hhat}\right) Qp}{Hhat E0 \pi \sqrt{x^2 + y^2 + z^2}} \bar{e}_y
\end{aligned}$$

$$ClassicalRHS := simplify\left(\frac{d2psidt2}{c^2}\right);$$

$$\begin{aligned}
& -\frac{1}{2} \frac{c M p \cos\left(\frac{M p c (t c + \sqrt{x^2 + y^2 + z^2})}{Hhat}\right) Q p}{Hhat E 0 \pi \sqrt{x^2 + y^2 + z^2}} \bar{e}_x \\
& + \frac{1}{2} \frac{c M p \sin\left(\frac{M p c (t c + \sqrt{x^2 + y^2 + z^2})}{Hhat}\right) Q p}{Hhat E 0 \pi \sqrt{x^2 + y^2 + z^2}} \bar{e}_y
\end{aligned}$$

ClassicalResult := *simplify*(*ClassicalLHS* – *ClassicalRHS*);

$0\bar{e}_x$

Appendix B:

Proof that the average (RMS) of the divergence of the wave function gives the Electric Potential field for the electron/positron, and that it is the same as the known Classical equation:

Here the Wave Function is converted from Cartesian to Spherical coordinates and then the RMS is taken over both the ϕ and θ angle coordinates to smooth the 3D spiral structure of the Wave Function into a continuous, smooth scalar field such as that of the Classical Electric Potential field. When this is done, the resulting field is compared to the Classical formula. There is a near perfect match between the two, with the only difference being factor based on \hbar which has a value of $1.054571800E-34$. This difference would be so small as to go un-noticed. There is, however, a larger proportion of the potential in the wave function along the equatorial plane, and a decrease (to nearly zero) along the polar axes in the spiral potential field of the original wave function (before the RMS is taken) which may be detectable in a well-constructed experiment.

The Electron

>

restart;

with(VectorCalculus) :

with(plots) :

with(IntegrationTools) :

> SetCoordinates('cartesian'_{x, y, z});

cartesian_{x, y, z}

> $\Psi := \text{VectorField}\left(\left\langle \frac{Qe \cdot Hhat}{2 \cdot \text{Pi} \cdot r \cdot Me \cdot c \cdot E0} \cos\left(\frac{-Me \cdot c^2}{Hhat} \left(t - \frac{r}{c}\right)\right), \frac{Qe \cdot Hhat}{2 \cdot \text{Pi} \cdot r \cdot Me \cdot c \cdot E0} \sin\left(\frac{-Me \cdot c^2}{Hhat} \left(t - \frac{r}{c}\right)\right), 0 \right\rangle\right)$

$$\Psi := \frac{1}{2} \frac{Qe Hhat \cos\left(\frac{Me c^2 \left(t - \frac{r}{c}\right)}{Hhat}\right)}{\pi r Me c E0} \bar{e}_x - \frac{1}{2} \frac{Qe Hhat \sin\left(\frac{Me c^2 \left(t - \frac{r}{c}\right)}{Hhat}\right)}{\pi r Me c E0} \bar{e}_y$$

> SetCoordinates('spherical'_{r, φ, θ});

spherical_{r, φ, θ}

> $\Psi_{\text{spherical}} := \text{simplify}\left(\text{MapToBasis}(\Psi, \text{spherical}_{r, \phi, \theta})\right);$

$\Psi_{\text{spherical}} :=$

$$\begin{aligned} & \frac{1}{2} \frac{1}{\pi r Me c E0} \left(Qe Hhat \sin(\phi) \left(\cos\left(\frac{Me c (tc - r)}{Hhat}\right) \cos(\theta) \right. \right. \\ & \left. \left. - \sin\left(\frac{Me c (tc - r)}{Hhat}\right) \sin(\theta) \right) \right) \bar{e}_r \\ & + \frac{1}{2} \frac{1}{\pi r Me c E0} \left(Qe Hhat \cos(\phi) \left(\cos\left(\frac{Me c (tc - r)}{Hhat}\right) \right. \right. \\ & \left. \left. \cos(\theta) - \sin\left(\frac{Me c (tc - r)}{Hhat}\right) \sin(\theta) \right) \right) \bar{e}_\phi \\ & - \frac{1}{2} \frac{1}{\pi r Me c E0} \left(Qe Hhat \left(\cos\left(\frac{Me c (tc - r)}{Hhat}\right) \sin(\theta) \right. \right. \\ & \left. \left. + \sin\left(\frac{Me c (tc - r)}{Hhat}\right) \cos(\theta) \right) \right) \bar{e}_\theta \end{aligned}$$

>

>

divergence

$:= \text{simplify}(\text{value}(\text{VectorCalculus}[\text{Divergence}](\psi_{\text{spherical}})),$
 $\text{symbolic});$

$\text{RMS}\theta := \text{simplify}\left(\text{sqrt}\left(\frac{\text{int}(\text{divergence}^2, \theta = 0 .. 2\pi)}{2\pi}\right), \text{sqrt},\right.$
 $\left.\text{symbolic}\right);$

$\text{RMS}\phi := \text{simplify}\left(\text{sqrt}\left(\frac{\text{int}(\text{RMS}\theta^2, \phi = 0 .. 2\pi)}{2\pi}\right), \text{sqrt}, \text{symbolic}\right);$

$\text{ClassicalElectricPotential} := \frac{Qe}{4 \cdot \pi \cdot r \cdot E0};$

$Qe := 1.60217662\text{E}-19;$

$Me := 9.10938356\text{E}-31;$

$c := 299792458;$

$Hhat := 1.054571800\text{E}-34;$

$E0 := 8.8541878176\text{E}-12;$

$\mu := 1.2566370614\text{E}-6;$

$t := 0;$

$$\begin{aligned} \text{divergence} := & -\frac{1}{2} \frac{1}{r^2 \sin(\phi) \pi Me c E0} \left(Qe \left(\right. \right. \\ & -r Me c \cos\left(\frac{Me c (t c - r)}{Hhat}\right) \sin(\theta) \\ & + r Me c \cos\left(\frac{Me c (t c - r)}{Hhat}\right) \sin(\theta) \cos(\phi)^2 \\ & - r Me c \sin\left(\frac{Me c (t c - r)}{Hhat}\right) \cos(\theta) \\ & + r Me c \sin\left(\frac{Me c (t c - r)}{Hhat}\right) \cos(\theta) \cos(\phi)^2 \\ & - \cos(\phi)^2 Hhat \cos\left(\frac{Me c (t c - r)}{Hhat}\right) \cos(\theta) \\ & + \cos(\phi)^2 Hhat \sin\left(\frac{Me c (t c - r)}{Hhat}\right) \sin(\theta) \\ & + Hhat \cos\left(\frac{Me c (t c - r)}{Hhat}\right) \cos(\theta) \\ & \left. \left. - Hhat \sin\left(\frac{Me c (t c - r)}{Hhat}\right) \sin(\theta) \right) \right) \end{aligned}$$

$$RMS\theta := \frac{1}{4} \frac{\sqrt{2} Qe (-1 + \cos(\phi)^2) \sqrt{Hhat^2 + Me^2 c^2 r^2}}{\pi r^2 \sin(\phi) Me c E0}$$

$$RMS\phi := \frac{1}{4} \frac{Qe \sqrt{Hhat^2 + Me^2 c^2 r^2}}{\pi r^2 Me c E0}$$

$$ClassicalElectricPotential := \frac{1}{4} \frac{Qe}{\pi r E0}$$

$$Qe := 1.60217662 \cdot 10^{-19}$$

$$Me := 9.10938356 \cdot 10^{-31}$$

$$c := 299792458$$

$$Hhat := 1.054571800 \cdot 10^{-34}$$

$$E0 := 8.8541878176 \cdot 10^{-12}$$

$$\mu := 0.0000012566370614$$

$$t := 0$$

>

$$r := \text{sqrt}(x^2 + y^2 + z^2);$$

$$\theta := \text{solve}\left(\cos(\theta) = \frac{x}{r}, \theta\right);$$

$$\phi := \text{solve}\left(\cos(\phi) = \frac{z}{r}, \phi\right);$$

$$\text{plotsize} := 0.000000000008;$$

$$\text{divthetaX0} := \text{eval}(\text{divergence}, x = 0);$$

$$\text{densityplot}(\text{divthetaX0}, y = -\text{plotsize} .. \text{plotsize}, z = -\text{plotsize} .. \text{plotsize});$$

$$\text{rmsthetaX0} := \text{eval}(RMS\theta, x = 0);$$

$$\text{densityplot}(-\text{rmsthetaX0}, y = -\text{plotsize} .. \text{plotsize}, z = -\text{plotsize} .. \text{plotsize});$$

$$\text{rmsphiX0} := \text{eval}(RMS\phi, x = 0);$$

$$\text{densityplot}(\text{rmsphiX0}, y = -\text{plotsize} .. \text{plotsize}, z = -\text{plotsize} .. \text{plotsize});$$

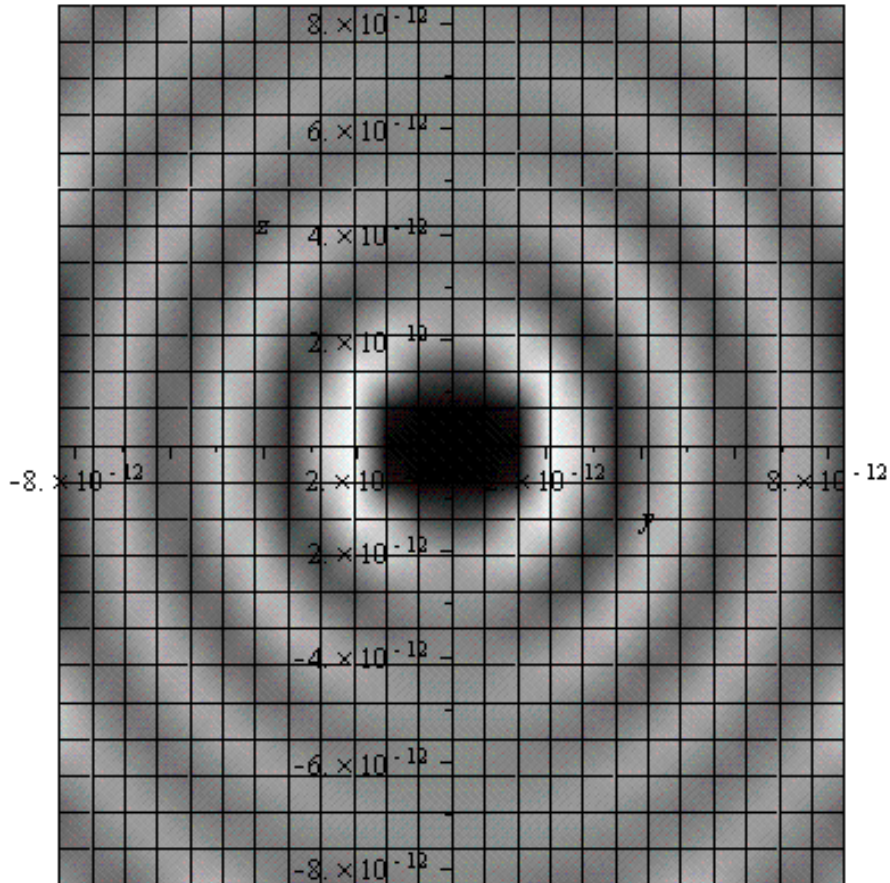
$$r := \sqrt{x^2 + y^2 + z^2}$$

$$\theta := \arccos\left(\frac{x}{\sqrt{x^2 + y^2 + z^2}}\right)$$

$$\phi := \arccos\left(\frac{z}{\sqrt{x^2 + y^2 + z^2}}\right)$$

$$\text{plotsize} := 8 \cdot 10^{-12}$$

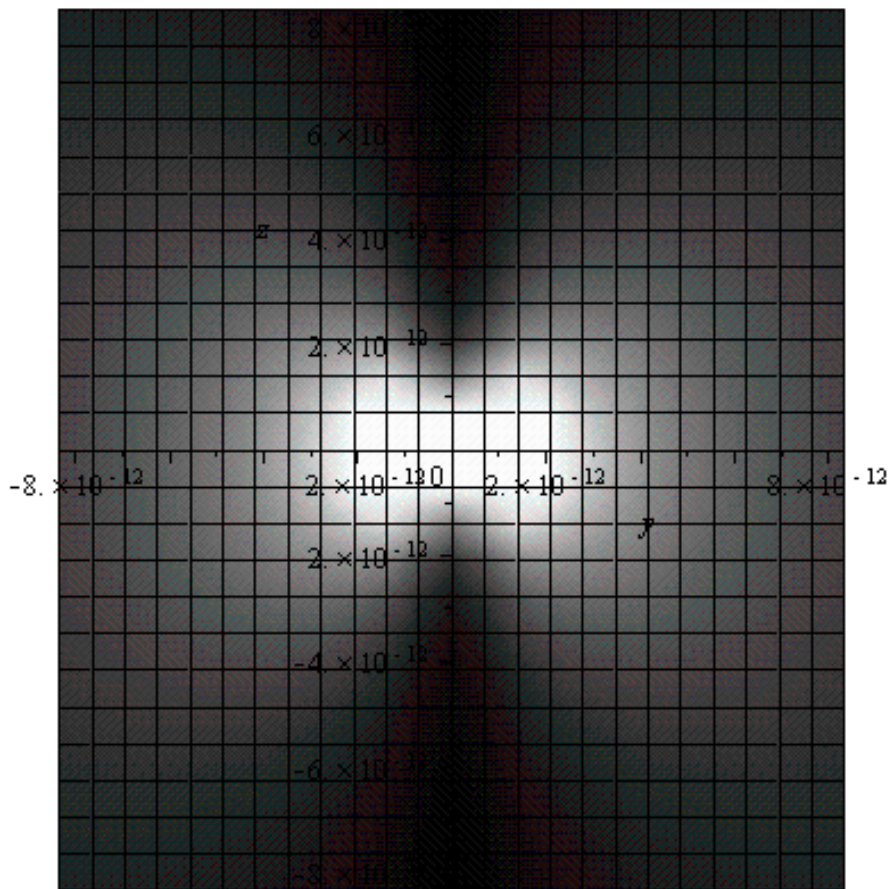
$$\begin{aligned}
\text{divthetaX0} := & - \frac{1}{(y^2 + z^2) \sqrt{1 - \frac{z^2}{y^2 + z^2}}} \pi \left(3.313004093 \cdot 10^{13} \left(\right. \right. \\
& - 2.730924488 \cdot 10^{-22} \sqrt{y^2 + z^2} \cos\left(2.589605078 \cdot 10^{12} \sqrt{y^2 + z^2}\right) \\
& + \frac{2.730924488 \cdot 10^{-22} \cos\left(2.589605078 \cdot 10^{12} \sqrt{y^2 + z^2}\right) z^2}{\sqrt{y^2 + z^2}} \\
& - \frac{1.054571800 \cdot 10^{-34} z^2 \sin\left(2.589605078 \cdot 10^{12} \sqrt{y^2 + z^2}\right)}{y^2 + z^2} \\
& \left. \left. + 1.054571800 \cdot 10^{-34} \sin\left(2.589605078 \cdot 10^{12} \sqrt{y^2 + z^2}\right) \right) \right)
\end{aligned}$$



rmstheX0 :=

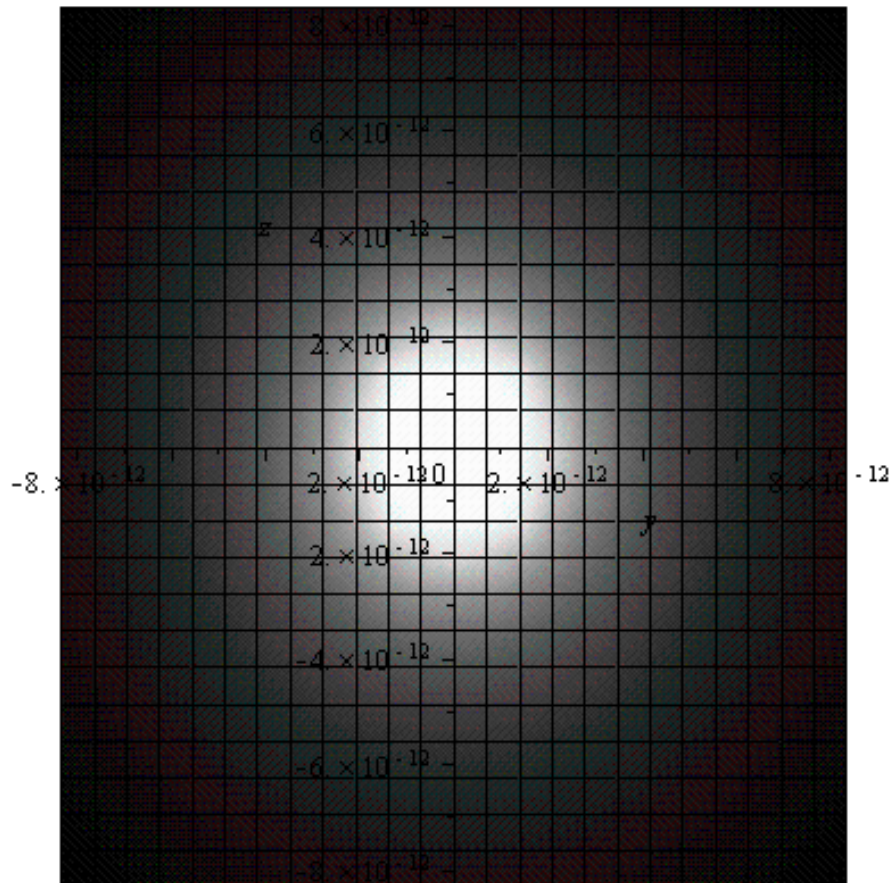
$$\frac{1}{\pi (y^2 + z^2) \sqrt{1 - \frac{z^2}{y^2 + z^2}}} \left(1.656502046 \cdot 10^{13} \sqrt{2} \left(-1 + \frac{z^2}{y^2 + z^2} \right) \right)$$

$$\left(1.112121681 \cdot 10^{-68} + 7.457948560 \cdot 10^{-44} y^2 + 7.457948560 \cdot 10^{-44} z^2 \right)^{1/2}$$



rmsphiX0 :=

$$\frac{1}{\pi (y^2 + z^2)} \left(1.656502046 \cdot 10^{13} \left(1.112121681 \cdot 10^{-68} + 7.457948560 \cdot 10^{-44} y^2 + 7.457948560 \cdot 10^{-44} z^2 \right)^{1/2} \right)$$



>

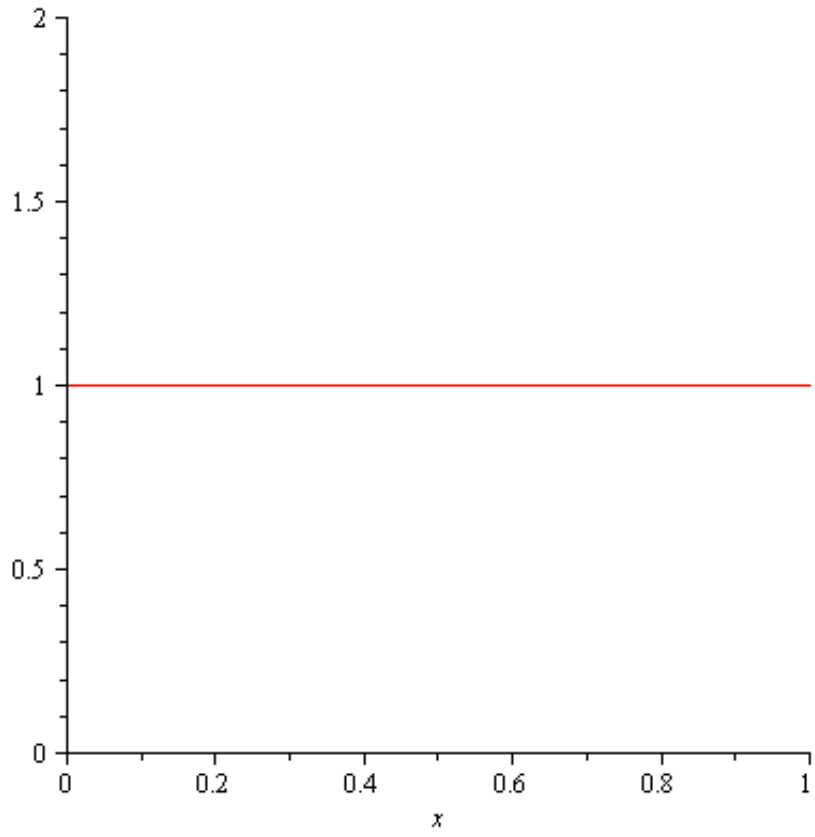
```
RatioX := evalf( eval( eval(  $\frac{ClassicalElectricPotential}{RMS\phi}$ , y = 0 ), z
= 0 ));
```

```
plot( RatioX, x = 0.000000001 .. 1, view = [default, 0 .. 2]);
```

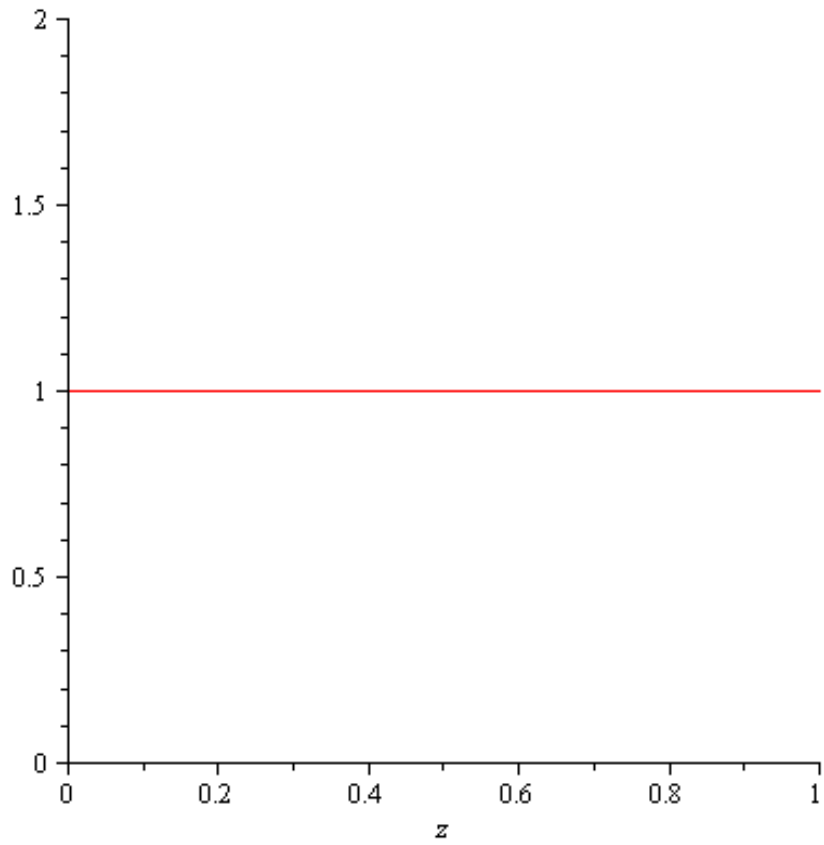
```
RatioZ := evalf( eval( eval(  $\frac{ClassicalElectricPotential}{RMS\phi}$ , x = 0 ), y
= 0 ));
```

```
plot( RatioZ, z = 0.000000001 .. 1, view = [default, 0 .. 2]);
```

$$RatioX := \frac{2.730924488 \cdot 10^{-22} \sqrt{x^2}}{\sqrt{1.112121681 \cdot 10^{-68} + 7.457948560 \cdot 10^{-44} x^2}}$$



$$\text{RatioZ} := \frac{2.730924488 \cdot 10^{-22} \sqrt{z^2}}{\sqrt{1.112121681 \cdot 10^{-68} + 7.457948560 \cdot 10^{-44} z^2}}$$



The Positron

>

restart;

with(VectorCalculus) :

with(plots) :

with(IntegrationTools) :

> *SetCoordinates('cartesian'_{x, y, z});*

cartesian_{x, y, z}

> $\psi := \text{VectorField}\left(\left\langle \frac{Qp \cdot Hhat}{2 \cdot \text{Pi} \cdot r \cdot Mp \cdot c \cdot E0} \cos\left(\frac{-Mp \cdot c^2}{Hhat} \left(t + \frac{r}{c}\right)\right), \frac{Qp \cdot Hhat}{2 \cdot \text{Pi} \cdot r \cdot Mp \cdot c \cdot E0} \sin\left(\frac{-Mp \cdot c^2}{Hhat} \left(t + \frac{r}{c}\right)\right), 0 \right\rangle\right)$

$$\psi := \frac{1}{2} \frac{Qp \cdot Hhat \cos\left(\frac{Mp \cdot c^2 \left(t + \frac{r}{c}\right)}{Hhat}\right)}{\pi r Mp c E0} \bar{e}_x - \frac{1}{2} \frac{Qp \cdot Hhat \sin\left(\frac{Mp \cdot c^2 \left(t + \frac{r}{c}\right)}{Hhat}\right)}{\pi r Mp c E0} \bar{e}_y$$

> *SetCoordinates('spherical'_{r, φ, θ});*

spherical_{r, φ, θ}

> $\psi_{\text{spherical}} := \text{simplify}(\text{MapToBasis}(\psi, \text{spherical}_{r, \phi, \theta}))$;

$\psi_{\text{spherical}} :=$

$$\begin{aligned} & \frac{1}{2} \frac{1}{\pi r Mp c E0} \left(Qp \cdot Hhat \sin(\phi) \left(\cos\left(\frac{Mp c (t c + r)}{Hhat}\right) \cos(\theta) \right. \right. \\ & \left. \left. - \sin\left(\frac{Mp c (t c + r)}{Hhat}\right) \sin(\theta) \right) \right) \bar{e}_r \\ & + \frac{1}{2} \frac{1}{\pi r Mp c E0} \left(Qp \cdot Hhat \cos(\phi) \left(\cos\left(\frac{Mp c (t c + r)}{Hhat}\right) \right. \right. \\ & \left. \left. \cos(\theta) - \sin\left(\frac{Mp c (t c + r)}{Hhat}\right) \sin(\theta) \right) \right) \bar{e}_\phi \\ & - \frac{1}{2} \frac{1}{\pi r Mp c E0} \left(Qp \cdot Hhat \left(\cos\left(\frac{Mp c (t c + r)}{Hhat}\right) \sin(\theta) \right. \right. \\ & \left. \left. + \sin\left(\frac{Mp c (t c + r)}{Hhat}\right) \cos(\theta) \right) \right) \bar{e}_\theta \end{aligned}$$

>

>

divergence

$:= \text{simplify}(\text{value}(\text{VectorCalculus}[\text{Divergence}](\psi_{\text{spherical}})),$
 $\text{symbolic});$

$\text{RMS}\theta := \text{simplify}\left(\text{sqrt}\left(\frac{\text{int}(\text{divergence}^2, \theta = 0 .. 2\pi)}{2\pi}\right), \text{sqrt},\right.$
 $\left.\text{symbolic}\right);$

$\text{RMS}\phi := \text{simplify}\left(\text{sqrt}\left(\frac{\text{int}(\text{RMS}\theta^2, \phi = 0 .. 2\pi)}{2\pi}\right), \text{sqrt}, \text{symbolic}\right);$

$\text{ClassicalElectricPotential} := \frac{Qp}{4 \cdot \pi \cdot r \cdot E0};$

$Qp := 1.60217662\text{E-}19;$

$Mp := 9.10938356\text{E-}31;$

$c := 299792458;$

$Hhat := 1.054571800\text{E-}34;$

$E0 := 8.8541878176\text{E-}12;$

$\mu := 1.2566370614\text{E-}6;$

$t := 0;$

$$\begin{aligned} \text{divergence} := & \frac{1}{2} \frac{1}{r^2 \sin(\phi) \pi Mp c E0} \left(Qp \left(\right. \right. \\ & - r Mp c \cos\left(\frac{Mp c (t c + r)}{Hhat}\right) \sin(\theta) \\ & + r Mp c \cos\left(\frac{Mp c (t c + r)}{Hhat}\right) \sin(\theta) \cos(\phi)^2 \\ & - r Mp c \sin\left(\frac{Mp c (t c + r)}{Hhat}\right) \cos(\theta) \\ & + r Mp c \sin\left(\frac{Mp c (t c + r)}{Hhat}\right) \cos(\theta) \cos(\phi)^2 \\ & + \cos(\phi)^2 Hhat \cos\left(\frac{Mp c (t c + r)}{Hhat}\right) \cos(\theta) \\ & - \cos(\phi)^2 Hhat \sin\left(\frac{Mp c (t c + r)}{Hhat}\right) \sin(\theta) \\ & - Hhat \cos\left(\frac{Mp c (t c + r)}{Hhat}\right) \cos(\theta) \\ & \left. \left. + Hhat \sin\left(\frac{Mp c (t c + r)}{Hhat}\right) \sin(\theta) \right) \right) \end{aligned}$$

$$RMS\theta := \frac{1}{4} \frac{\sqrt{2} Qp (-1 + \cos(\phi)^2) \sqrt{Hhat^2 + Mp^2 c^2 r^2}}{\pi r^2 \sin(\phi) Mp c E0}$$

$$RMS\phi := \frac{1}{4} \frac{Qp \sqrt{Hhat^2 + Mp^2 c^2 r^2}}{\pi r^2 Mp c E0}$$

$$ClassicalElectricPotential := \frac{1}{4} \frac{Qp}{\pi r E0}$$

$$Qp := 1.60217662 \cdot 10^{-19}$$

$$Mp := 9.10938356 \cdot 10^{-31}$$

$$c := 299792458$$

$$Hhat := 1.054571800 \cdot 10^{-34}$$

$$E0 := 8.8541878176 \cdot 10^{-12}$$

$$\mu := 0.0000012566370614$$

$$t := 0$$

>

$$r := \text{sqrt}(x^2 + y^2 + z^2);$$

$$\theta := \text{solve}\left(\cos(\theta) = \frac{x}{r}, \theta\right);$$

$$\phi := \text{solve}\left(\cos(\phi) = \frac{z}{r}, \phi\right);$$

$$\text{plotsize} := 0.000000000008;$$

$$\text{divthetaX0} := \text{eval}(\text{divergence}, x = 0);$$

$$\text{densityplot}(\text{divthetaX0}, y = -\text{plotsize} .. \text{plotsize}, z = -\text{plotsize} .. \text{plotsize});$$

$$\text{rmsthetaX0} := \text{eval}(RMS\theta, x = 0);$$

$$\text{densityplot}(-\text{rmsthetaX0}, y = -\text{plotsize} .. \text{plotsize}, z = -\text{plotsize} .. \text{plotsize});$$

$$\text{rmsphiX0} := \text{eval}(RMS\phi, x = 0);$$

$$\text{densityplot}(\text{rmsphiX0}, y = -\text{plotsize} .. \text{plotsize}, z = -\text{plotsize} .. \text{plotsize});$$

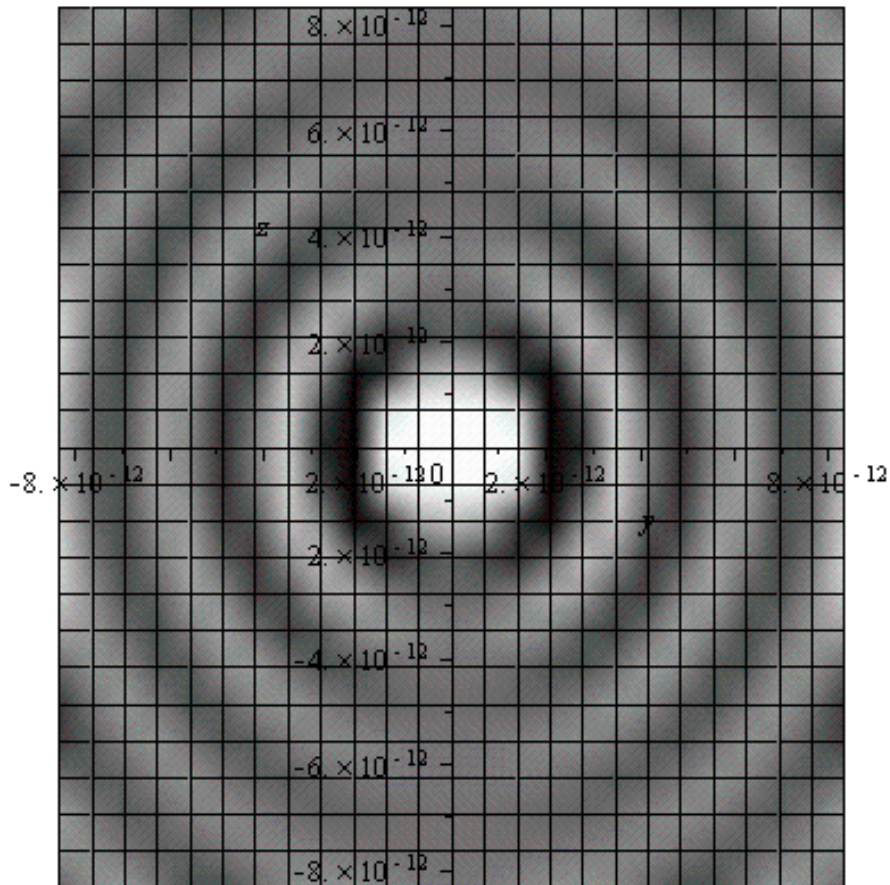
$$r := \sqrt{x^2 + y^2 + z^2}$$

$$\theta := \arccos\left(\frac{x}{\sqrt{x^2 + y^2 + z^2}}\right)$$

$$\phi := \arccos\left(\frac{z}{\sqrt{x^2 + y^2 + z^2}}\right)$$

$$\text{plotsize} := 8 \cdot 10^{-12}$$

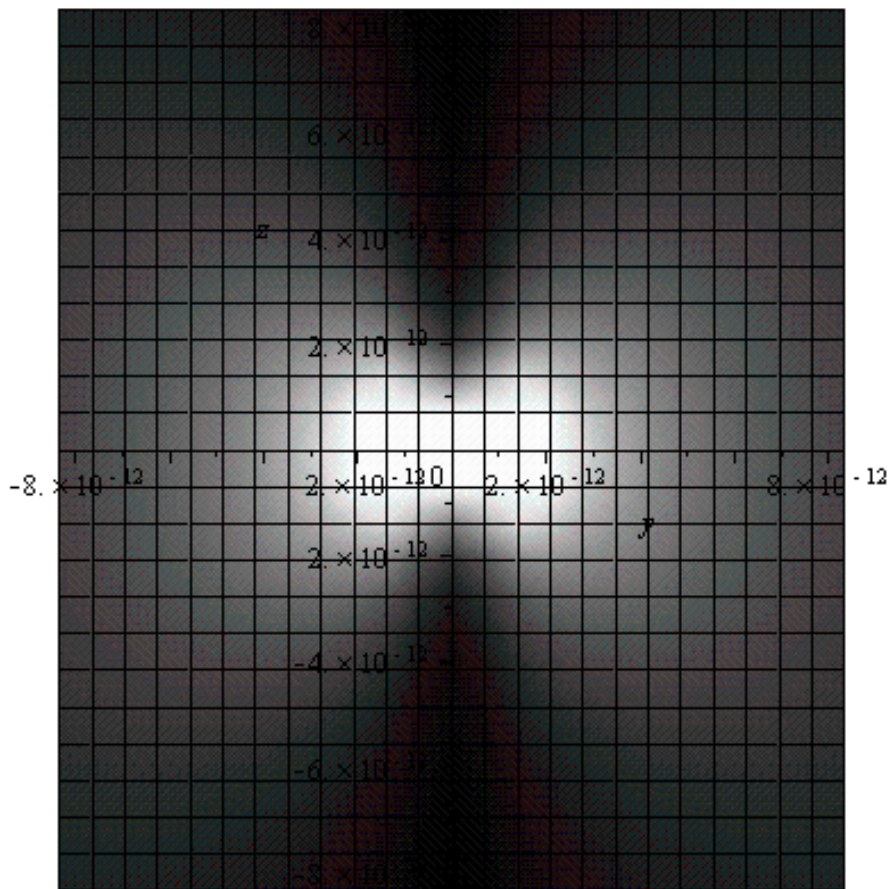
$$\begin{aligned}
\text{divthetaX0} := & \frac{1}{(y^2 + z^2) \sqrt{1 - \frac{z^2}{y^2 + z^2}}} \pi \left(3.313004093 \cdot 10^{13} \left(\right. \right. \\
& -2.730924488 \cdot 10^{-22} \sqrt{y^2 + z^2} \cos\left(2.589605078 \cdot 10^{12} \sqrt{y^2 + z^2}\right) \\
& + \frac{2.730924488 \cdot 10^{-22} \cos\left(2.589605078 \cdot 10^{12} \sqrt{y^2 + z^2}\right) z^2}{\sqrt{y^2 + z^2}} \\
& - \frac{1.054571800 \cdot 10^{-34} z^2 \sin\left(2.589605078 \cdot 10^{12} \sqrt{y^2 + z^2}\right)}{y^2 + z^2} \\
& \left. \left. + 1.054571800 \cdot 10^{-34} \sin\left(2.589605078 \cdot 10^{12} \sqrt{y^2 + z^2}\right) \right) \right)
\end{aligned}$$



rmstheX0 :=

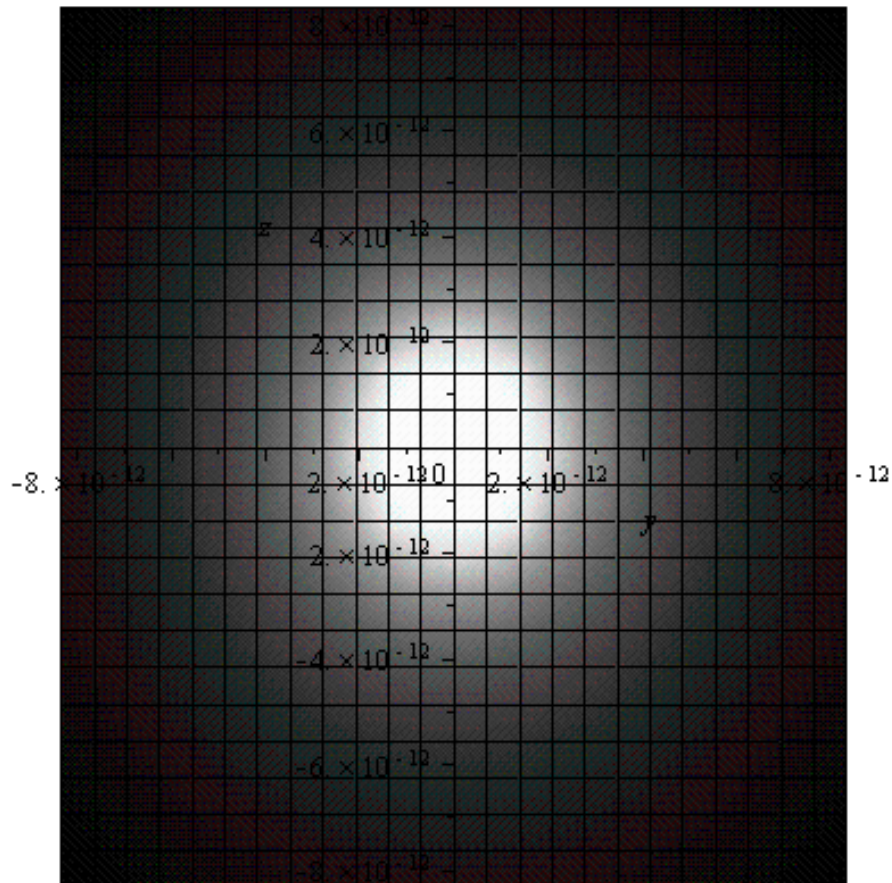
$$\frac{1}{\pi (y^2 + z^2) \sqrt{1 - \frac{z^2}{y^2 + z^2}}} \left(1.656502046 \cdot 10^{13} \sqrt{2} \left(-1 + \frac{z^2}{y^2 + z^2} \right) \right)$$

$$\left(1.112121681 \cdot 10^{-68} + 7.457948560 \cdot 10^{-44} y^2 + 7.457948560 \cdot 10^{-44} z^2 \right)^{1/2}$$



rmsphiX0 :=

$$\frac{1}{\pi (y^2 + z^2)} \left(1.656502046 \cdot 10^{13} \left(1.112121681 \cdot 10^{-68} + 7.457948560 \cdot 10^{-44} y^2 + 7.457948560 \cdot 10^{-44} z^2 \right)^{1/2} \right)$$



>

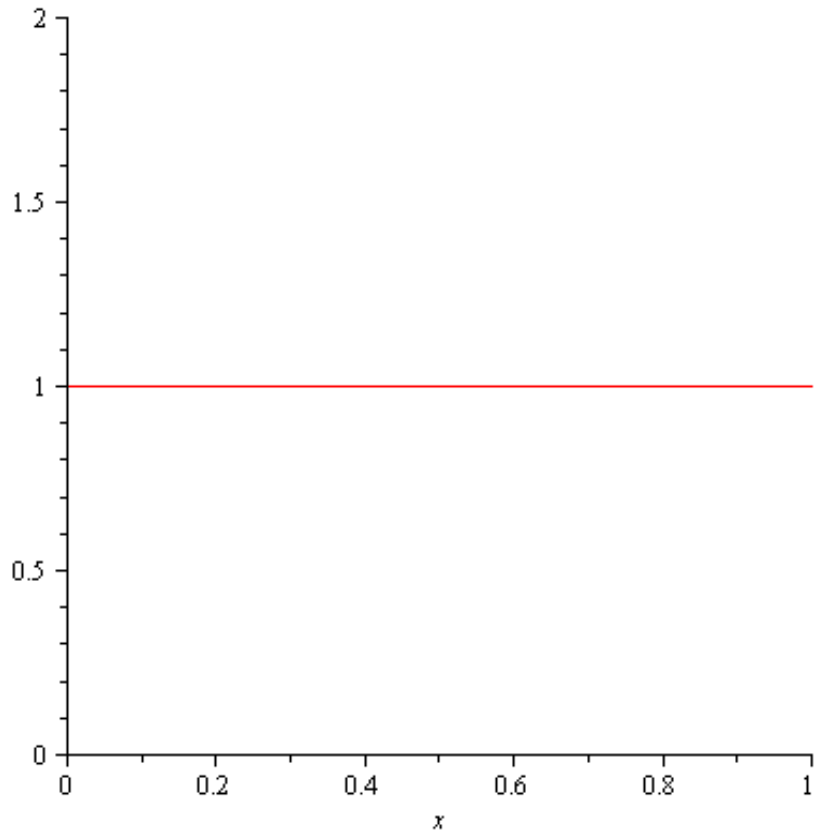
```
RatioX := evalf( eval( eval(  $\frac{\text{ClassicalElectricPotential}}{\text{RMS}\phi}$ , y = 0 ), z
= 0 ));
```

```
plot( RatioX, x = 0.000000001 .. 1, view = [default, 0 .. 2]);
```

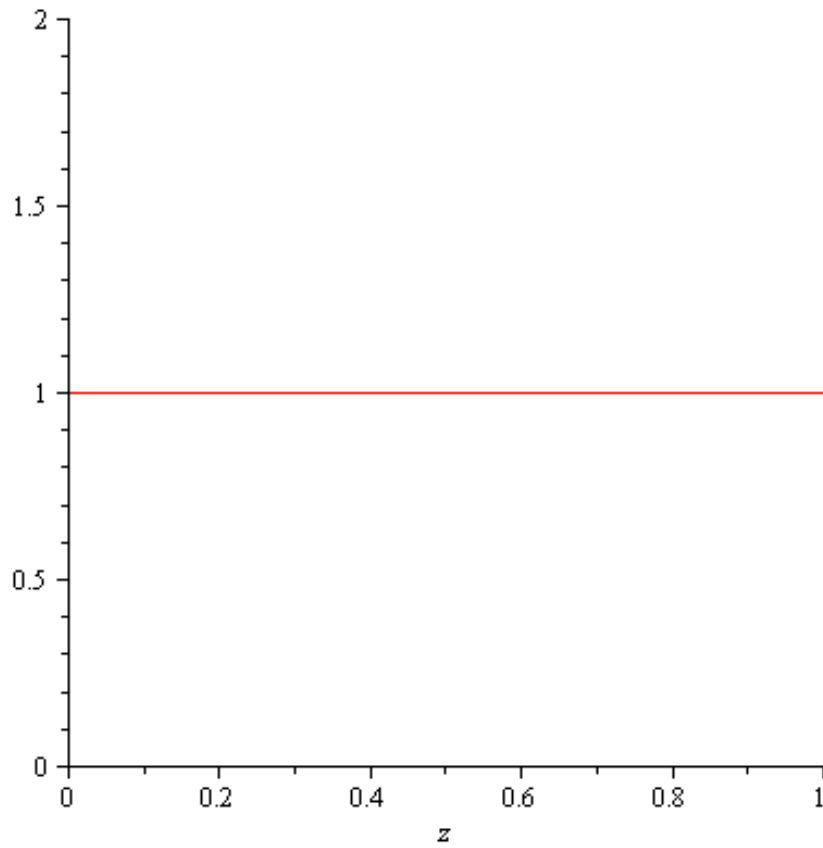
```
RatioZ := evalf( eval( eval(  $\frac{\text{ClassicalElectricPotential}}{\text{RMS}\phi}$ , x = 0 ), y
= 0 ));
```

```
plot( RatioZ, z = 0.000000001 .. 1, view = [default, 0 .. 2]);
```

$$\text{RatioX} := \frac{2.730924488 \cdot 10^{-22} \sqrt{x^2}}{\sqrt{1.112121681 \cdot 10^{-68} + 7.457948560 \cdot 10^{-44} x^2}}$$



$$\text{RatioZ} := \frac{2.730924488 \cdot 10^{-22} \sqrt{z^2}}{\sqrt{1.112121681 \cdot 10^{-68} + 7.457948560 \cdot 10^{-44} z^2}}$$



Appendix C:

The wave function units are Volt-Meters, so by converting them to just Meters (by dividing by the Electric Potential (voltage) formula) and using the Energy of a Quantum Harmonic Oscillator field (Ref. [10]), the energy of the Electron wave function can be shown to be the correct amount:

>

restart;

with(VectorCalculus) :

with(IntegrationTools) :

i := Complex(1);

SetCoordinates('cartesian'_{x,y,z});

$$\psi := \text{VectorField}\left(\left\langle \frac{Qe \cdot Hhat}{2 \cdot \text{Pi} \cdot r \cdot Me \cdot c \cdot E0} \cos\left(\frac{-Me \cdot c^2}{Hhat} \left(t - \frac{r}{c}\right)\right), \frac{Qe \cdot Hhat}{2 \cdot \text{Pi} \cdot r \cdot Me \cdot c \cdot E0} \sin\left(\frac{-Me \cdot c^2}{Hhat} \left(t - \frac{r}{c}\right)\right), 0 \right\rangle\right);$$

SetCoordinates('spherical'_{r,φ,θ});

ψ_{spherical} := simplify(MapToBasis(ψ, spherical_{r,φ,θ}));

$$\begin{aligned} & i := 1 \\ & \text{cartesian}_{x,y,z} \\ \psi &:= \frac{1}{2} \frac{Qe Hhat \cos\left(\frac{Me c^2 \left(t - \frac{r}{c}\right)}{Hhat}\right)}{\pi r Me c E0} \bar{e}_x \\ & - \frac{1}{2} \frac{Qe Hhat \sin\left(\frac{Me c^2 \left(t - \frac{r}{c}\right)}{Hhat}\right)}{\pi r Me c E0} \bar{e}_y \\ & \text{spherical}_{r,\phi,\theta} \end{aligned}$$

$\psi_{\text{spherical}} :=$

$$\begin{aligned} & \frac{1}{2} \frac{1}{\pi r M e c E 0} \left(Q e H h a t \sin(\phi) \left(\cos\left(\frac{M e c(t c - r)}{H h a t}\right) \cos(\theta) \right. \right. \\ & \left. \left. - \sin\left(\frac{M e c(t c - r)}{H h a t}\right) \sin(\theta) \right) \right) \bar{e}_r \\ & + \frac{1}{2} \frac{1}{\pi r M e c E 0} \left(Q e H h a t \cos(\phi) \left(\cos\left(\frac{M e c(t c - r)}{H h a t}\right) \right. \right. \\ & \left. \left. \cos(\theta) - \sin\left(\frac{M e c(t c - r)}{H h a t}\right) \sin(\theta) \right) \right) \bar{e}_\phi \\ & - \frac{1}{2} \frac{1}{\pi r M e c E 0} \left(Q e H h a t \left(\cos\left(\frac{M e c(t c - r)}{H h a t}\right) \sin(\theta) \right. \right. \\ & \left. \left. + \sin\left(\frac{M e c(t c - r)}{H h a t}\right) \cos(\theta) \right) \right) \bar{e}_\theta \end{aligned}$$

>

$unitfield := VectorField(\langle 1, 0, 0 \rangle);$

$VoltMetresAmplitude := DotProduct(\psi_{\text{spherical}}, unitfield);$

$\psi_{\text{RMS}\theta} := simplify\left(\sqrt{\frac{int(VoltMetresAmplitude^2, \theta = 0..2\pi)}{2\pi}}, \sqrt{\text{symbolic}}\right);$

$\psi_{\text{RMS}\phi} := simplify\left(\sqrt{\frac{int(\psi_{\text{RMS}\theta}^2, \phi = 0..2\pi)}{2\pi}}, \sqrt{\text{symbolic}}\right);$

$\text{RMS}\theta\phi\text{VoltMetresAmplitude} := \psi_{\text{RMS}\phi};$

$Voltage := \frac{Qe}{4 \cdot \pi \cdot r \cdot E0};$

$Displacement := simplify\left(\frac{\text{RMS}\theta\phi\text{VoltMetresAmplitude}}{Voltage}\right);$

$unitfield := \bar{e}_r$

$VoltMetresAmplitude :=$

$$\begin{aligned} & \frac{1}{2} \frac{1}{\pi r M e c E 0} \left(Q e H h a t \sin(\phi) \left(\cos\left(\frac{M e c(t c - r)}{H h a t}\right) \cos(\theta) \right. \right. \\ & \left. \left. - \sin\left(\frac{M e c(t c - r)}{H h a t}\right) \sin(\theta) \right) \right) \end{aligned}$$

$$\psi_{RMS\theta} := \frac{1}{4} \frac{\sqrt{2} Qe Hhat \sin(\phi)}{\pi r Me c E0}$$

$$\psi_{RMS\phi} := \frac{1}{4} \frac{Qe Hhat}{\pi r Me c E0}$$

$$RMS\theta\phi VoltMetresAmplitude := \frac{1}{4} \frac{Qe Hhat}{\pi r Me c E0}$$

$$Voltage := \frac{1}{4} \frac{Qe}{\pi r E0}$$

$$Displacement := \frac{Hhat}{Me c}$$

>

$$\omega := \frac{Me \cdot c^2}{Hhat};$$

$$X_0 := \text{sqrt}\left(\frac{Hhat}{Me \cdot \omega}\right);$$

$$ElectronEnergy := Me \cdot c^2 \frac{Displacement^2}{X_0^2};$$

$$\omega := \frac{Me c^2}{Hhat}$$

$$X_0 := \sqrt{\frac{Hhat^2}{Me^2 c^2}}$$

$$ElectronEnergy := Me c^2$$

>

Appendix D:

Field Calculation Code from the Model

This is a portion of the model I wrote to model the Electron/Positron and their associated fields; such as Electric, Magnetic, Vector Potential fields. It is written in the Delphi language and is the function that calculates the fields from the mathematical wave function.

```
1.procedure TForm1.RecalcFields(scr:smallint);
2.var
3. Current_Ex,Current_Ey,Current_Ez: extended;
4. Current_Bx,Current_By,Current_Bz : extended;
5. r,x,y,z,unit_x,unit_y,unit_z,k : extended;
6. theta, delta, theta_const, expTheta, lnTheta, term0, term1, term2, term3 : extended;
7. normal_x,normal_y,normal_z,dir_x,dir_y,dir_z : extended;
8. scalar_amp, Vector_amp, SpinConstant, E_amp : extended;
9. NewScreen : smallint;
10. xpos,ypos,zpos,midx,midy,midz:smallint;
11. ThisGroup,NewGroup: PointGrp;
12. vect,CurlVect,DivVect: vector;
13. Scalar_Group: ScalarGrp;
14. VectGrp: VectorGrp;
15. l: Integer;
16.
17.begin
18.
19. if scr=0 then NewScreen:=1 else NewScreen:=0; {determine which data to update}
20.
21. if not Flip_YZ then begin
22.
23.   midx:=Trunc(GridWidth/2);
24.   midy:=Trunc(GridHeight/2);
25.   midz:=Trunc(GridDepth/2);
26.
27.   SpinConstant:=( Hhat / ElectronMass ); // Metres^2/(Radians*Second)
28.   delta := ( ElectronCharge * Hhat ) / ( 2 * Pi * ElectronMass * SpeedOfLight * Permittivity );
29.
30.   // theta_const is in Radians/Second ( i.e. the same as solving E = hf for f, where E=mc^2, and h=2*Pi*Hhat,
31.   // then converting f to angular frequency w, via w = 2*Pi*f )
32.   // ( theta_const could be, equivalently : - c^2/SpinConstant )
33.   theta_const:=(-ElectronMass * sqr(SpeedOfLight) ) / Hhat;
34.
35.
36.
37.   //////////////////////////////////////
```

```

38. // Thus the Total Electron Wave Equation (Ye) is:
39. //
40. // Ye = -((Qe*Hhat) / (2*Pi*r*Me*c*Eo)) * Exp( (- i * Me * c^2 / Hhat) * (T - r/c) )
41. //
42. // and the Electric Potential div(psi) in spherical coordinates is
43. //
44. // V = (Qe / ( 2 * Pi * r * Me * c * Eo )) * (Me * c * r * Hhat) * Exp( (- i * Me * c^2 / Hhat) * (T - r/c) )
45. //
46. // Where:
47. // Ye is Electron Wave Function (psi)
48. // Qe is Electron's Charge
49. // Pi is 3.14159 etc
50. // Eo is the Permittivity of free space
51. // Exp is the Exponential function
52. // i is the Complex number (square root of -1)
53. // Me is the Mass of an Electron
54. // c is the speed of light
55. // Hhat is the reduced Plancks constant ( i.e. h/(2*Pi) )
56. // T is Time
57. // r is the radial distance from the center of the Electron
58. //
59. // exp(-theta) = cos(theta) - isin(theta)
60. // using x,y,z coordinates:
61. // x = cos(theta)
62. // y = -sin(theta)
63.
64. // theta:=theta_const*(Time - r/ SpeedOfLight);
65. //
66. // term1:=delta/r
67. // term2:=cos(theta);
68. // term3:=-sin(theta);
69. //
70. // if ( ViewTop ) then begin // Assign values to x, y, z coordinates, depending on view from the top or side.
71. // x:=term1 * term2;
72. // y:=term1 * term3;
73. // z:=0;
74. // end
75. // else begin
76. // x:=term1 * term2;
77. // y:=0;
78. // z:=term1 * term3;
79. // end;
80. //////////////////////////////////////
81.
82. for xpos:=0 to GridWidth-1 do begin {scan grid's x coords}
83.   for ypos:=0 to GridHeight-1 do begin {scan grid's y coords}
84.     for zpos:=0 to GridDepth-1 do begin {scan grid's z coords}
85.       ThisGroup:=PointGroup(scr, xpos, ypos, zpos);
86.
87.       x:=xpos - midx;

```

```

88.   y:= ypos - midy;
89.   z:= zpos - midz;
90.
91.   r:=sqrt( sqr(x) + sqr(y) + sqr(z) );
92.   if ( r < 0.000000000000001 ) then r:=0.000000000000001; // prevent divide by zero errors
93.
94.   unit_x:= x/r;
95.   unit_y:= y/r;
96.   unit_z:= z/r;
97.
98.   r:=r*(ActualWidth/GridWidth); // get actual distance in metres
99.   if ( r < 0.000000000000001 ) then r:=0.000000000000001; // prevent divide by zero errors
100.
101.   //////////////////////////////////////
102.   /// WAVE FUNCTION TO TEST
103.   ///
104.   case StartOption of
105.     1: begin
106.
107.       if ( electron ) then begin           // if electron being modelled
108.         theta:=theta_const*(Time - r/ SpeedOfLight);
109.         term1:=delta/r;
110.       end
111.     else begin                             // if positron being modelled
112.       theta:=theta_const*(Time + r/ SpeedOfLight);
113.       term1:=-delta/r;
114.     end;
115.
116.     term2:=cos(theta);
117.     term3:=-sin(theta);
118.
119.     // Assign values to x, y, z coordinates, depending on view from the top or side.
120.     with points[NewScreen,xpos,ypos,zpos].PsiVect do begin
121.       if ( ViewTop ) then begin
122.         x:=term1 * term2;
123.         y:=term1 * term3;
124.         z:=0;
125.       end
126.     else begin
127.       x:=term1 * term2;
128.       y:=0;
129.       z:=term1 * term3;
130.     end;
131.   end;
132.   points[NewScreen,xpos,ypos,zpos].Psi := term1;
133. end;
134. end;
135. ///
136. //////////////////////////////////////
137.

```

```

138.   end;
139.   end;
140. end; // end {scan grid's x coords}
141.
142. for xpos:=0 to GridWidth-1 do begin {scan grid's x coords}
143.   for ypos:=0 to GridHeight-1 do begin {scan grid's y coords}
144.     for zpos:=0 to GridDepth-1 do begin {scan grid's z coords}
145.
146.       ThisGroup:=PointGroup(scr, xpos, ypos, zpos);
147.       NewGroup:=PointGroup(NewScreen, xpos, ypos, zpos);
148.
149.       with points[NewScreen,xpos,ypos,zpos] do begin
150.         if (smoothing) then begin           // If smoothing of the wave-function's undulations is enabled.
151.           x:= xpos - midx;
152.           y:= ypos - midy;
153.           z:= zpos - midz;
154.
155.           r:=sqrt( sqr(x) + sqr(y) + sqr(z) );
156.           if ( r < 0.004 ) then r:=0.004; // prevent divide by zero errors
157.           r:=r*(ActualWidth/GridWidth); // get actual distance in metres
158.           if ( r < 0.000000000000001 ) then r:=0.000000000000001; // prevent divide by zero errors
159.
160.           ElectricPotential:=ElectronCharge/(4*Pi*r*Permittivity);
161.         end
162.       else begin
163.         VectGrp:=VectorGroup(NewGroup, PSI_VECTOR_FIELD);
164.         ElectricPotential:=VectDiv(VectGrp);
165.       end;
166.     end;
167.   end;
168. end;
169. end; // end {scan grid's x coords}
170.
171. for xpos:=0 to GridWidth-1 do begin {scan grid's x coords}
172.   for ypos:=0 to GridHeight-1 do begin {scan grid's y coords}
173.     for zpos:=0 to GridDepth-1 do begin {scan grid's z coords}
174.
175.       ThisGroup:=PointGroup(scr, xpos, ypos, zpos);
176.       NewGroup:=PointGroup(NewScreen, xpos, ypos, zpos);
177.
178.       { ThisGroup's points are assigned as follows: P3           P5
179.                                     P1 P0 P2
180.                                     P4           P6
181.       Where P5 & P6 are in the Z plane (P5 at the back and P6 at the front) }
182.
183.       x:= xpos - midx;
184.       y:= ypos - midy;
185.       z:= zpos - midz;
186.
187.       r:=sqrt( sqr(x) + sqr(y) + sqr(z) );

```

```

188.   r:=r*(ActualWidth/GridWidth); // get actual distance in metres
189.
190.   if ( r < 0.00000000000001 ) then r:=0.00000000000001; // prevent divide by zero errors
191.
192.   // Electric Field is: -div of ElectricPotential Field - d/dt of Vector Potential field
193.   Scalar_Group:=ScalarGroup(NewGroup, ELECTRIC_POTENTIAL_FIELD);
194.
195.   // This is the negative div of ElectricPotential Field (will add the rest once the Vector Potential is known)
196.   points[NewScreen,xpos,ypos,zpos].Electric:=ScalarGrad(Scalar_Group);
197.   with points[NewScreen,xpos,ypos,zpos]. Electric do begin // Make negative
198.     x:=-x;
199.     y:=-y;
200.     z:=-z;
201.   end;
202.
203.   // From Schrodinger's wave equation:
204.   // d(psi)/dt = i * Hhat/ElectronMass * Laplacian(psi)
205.   //
206.   // Note: div(V) = Laplacian(psi)
207.   // SpinConstant = Hhat/ElectronMass
208.   //
209.   // So...
210.   // d(psi)/dt = i*SpinConstant*div(V)
211.   //
212.   // VectorPotential = (1/c^2)*d(psi)/dt
213.   //
214.   // A is orthogonal to and proportional to the div(V) vector
215.   // (multiplying by i rotates the vector 90 degrees in the complex plane).
216.   // so use the Normal vector to the div(V) vector and the Static Electric field amplitude (E_amp).
217.
218.   // get amplitude of Static Electric field component
219.   E_amp:=VectSize(points[NewScreen,xpos,ypos,zpos].Electric);
220.
221.   // Calculate the Unit & Normal vectors of the div(V) vector (depending on view from top or side)
222.   with points[NewScreen,xpos,ypos,zpos]. Electric do begin
223.     unit_x:= x/E_amp;
224.     unit_y:= y/E_amp;
225.     unit_z:= z/E_amp;
226.
227.     if ( ViewTop ) then begin
228.       normal_x:=unit_y;
229.       normal_y:=-unit_x;
230.       normal_z:=unit_z;
231.     end
232.     else begin
233.       normal_x:=unit_z;
234.       normal_y:=unit_y;
235.       normal_z:=-unit_x;
236.     end;
237.   end;

```



```

238.
239.   with points[NewScreen,xpos,ypos,zpos].VectorPotential do begin
240.       if (smoothing) then begin
241.           x := normal_x*SpinConstant*E_amp/sqr(SpeedOfLight);
242.           y := normal_y*SpinConstant*E_amp/sqr(SpeedOfLight);
243.           z := normal_z*SpinConstant*E_amp/sqr(SpeedOfLight);
244.       end
245.       else begin
246.           x := -(1/TimeStep)*(points[NewScreen,xpos,ypos,zpos].PsiVect.x - points[scr,xpos,ypos,zpos].PsiVect.x)/
sqr(SpeedOfLight);;
247.           y := -(1/TimeStep)*(points[NewScreen,xpos,ypos,zpos].PsiVect.y - points[scr,xpos,ypos,zpos].PsiVect.y)/
sqr(SpeedOfLight);
248.           z := -(1/TimeStep)*(points[NewScreen,xpos,ypos,zpos].PsiVect.z - points[scr,xpos,ypos,zpos].PsiVect.z)/
sqr(SpeedOfLight);
249.       end;
250.   end;
251.   // Electric Field is: -div of ElectricPotential Field - d/dt of Vector Potential field
252.   // In Electric, we already have negative div of ElectricPotential Field, now subtract d/dt of Vector Potential field
253.
254.   with points[NewScreen,xpos,ypos,zpos].Electric do begin
255.       // E = -div(V) - dA/dt
256.       if (Time <> 0) then begin
257.           x := x - (1/TimeStep)*(points[NewScreen,xpos,ypos,zpos].VectorPotential.x-
points[scr,xpos,ypos,zpos].VectorPotential.x);
258.           y := y - (1/TimeStep)*(points[NewScreen,xpos,ypos,zpos].VectorPotential.y-
points[scr,xpos,ypos,zpos].VectorPotential.y);
259.           z := z - (1/TimeStep)*(points[NewScreen,xpos,ypos,zpos].VectorPotential.z-
points[scr,xpos,ypos,zpos].VectorPotential.z);
260.       end;
261.   end;
262.
263.   // Magnetic Field is Curl of Vector Potential Field
264.   VectGrp:=VectorGroup(NewGroup, VECTOR_POTENTIAL_FIELD);
265.   CurlVect:=VectCurl(VectGrp);
266.
267.   // Calculate Magnetic B Field
268.   with points[NewScreen,xpos,ypos,zpos].Magnetic do begin
269.       x:= CurlVect.x;
270.       y:= CurlVect.y;
271.       z:= CurlVect.z;
272.   end;
273. end;
274. end; // end {scan grid's x coords}
275.
276. for xpos:=0 to GridWidth-1 do begin {scan grid's x coords}
277.     for ypos:=0 to GridHeight-1 do begin {scan grid's y coords}
278.         for zpos:=0 to GridDepth-1 do begin {scan grid's z coords}
279.             ThisGroup:=PointGroup(scr, xpos, ypos, zpos);
280.             NewGroup:=PointGroup(NewScreen, xpos, ypos, zpos);
281.

```

```
282.         with points[NewScreen,xpos,ypos,zpos] do begin
283.             VectGrp:=VectorGroup(NewGroup, ELECTRIC_FIELD);
284.             ChargeDensity:=-Permittivity*VectDiv(VectGrp);
285.         end;
286.     end;
287. end;
288. end; // end {scan grid's x coords}
289. end; //if Flip_YZ
290.end;
```

References

1. *A brief survey of the various field equations since 1873*, (available at <http://www.unifiedphysics.com/mathematics/>, last accessed 1/6/2015)
2. Ornigotti. A and Aiello. A. 2014 *J. The Hertz vector revisited: a simple physical picture*, **2, 16**, Journal of Optics (2014). (available at <http://iopscience.iop.org/2040-8986/16/10/105705>, last accessed 1/6/2015)
3. Simpson. G.D. *Wave Equation and Rotation*, **6**, (viXra, 2012) (available at <http://vixra.org/abs/1208.0064>, last accessed 1/6/2015)
4. Duffin. R.J. *The Equipartition of Energy in Wave Motion*, 1969 Carnegie-Mellon University (available at <http://repository.cmu.edu/cgi/viewcontent.cgi?article=1146&context=math>, last accessed 1/6/2015)
5. Traill, D.A. *Towards A Unified Field Theory*, (GSJ Journal, 2002) (available at <http://gsjournal.net/Science-Journals/Research%20Papers-Mechanics%20/%20Electrodynamics/Download/1091>, last accessed 1/6/2015)
6. J. J. Sein, "Solutions to Time-Harmonic Maxwell Equations with a Hertz Vector," *Am. J. Phys.*, **57**, **834** (1989)
7. Traill, D.A. *The Mechanics Of Charged Particles*, (GSJ Journal, 2005) (available at <http://gsjournal.net/Science-Journals/Research%20Papers-Mechanics%20/%20Electrodynamics/Download/1108>, last accessed 1/6/2015)
8. *Del in cylindrical and spherical coordinates* (available at http://en.wikipedia.org/wiki/Del_in_cylindrical_and_spherical_coordinates, last accessed 1/6/2015)
9. *The RMS Voltage of an AC Waveform* (available at <http://www.electronics-tutorials.ws/accircuits/rms-voltage.html>, last accessed 1/6/2015)
10. Dan Dill. *Harmonic oscillator. Notes on Quantum Mechanics (2006)* <http://quantum.bu.edu/notes/QuantumMechanics/HarmonicOscillator.pdf>
11. Serge Y. Stroobandt, *The Characterization of Surface Waves on Low-Observable Structures*, 2.1, **16**, (1997) <http://hamwaves.com/stealth/doc/chapter.2.pdf>
12. Ehrenfest theorem (available at https://en.wikipedia.org/wiki/Ehrenfest_theorem, last accessed 15/7/2018)
13. Virial theorem (available at https://en.wikipedia.org/wiki/Virial_theorem, last accessed 15/7/2018)
14. Wave Mechanics (available at https://ocw.mit.edu/courses/physics/8-05-quantum-physics-ii-fall-2013/lecture-notes/MIT8_05F13_Chap_01.pdf, **6**, last accessed 17/7/2018)
15. Physics – Stack Exchange discussion (available at <https://physics.stackexchange.com/questions/107234/wave-function-not-normalizable>, last accessed 17/7/2018)
16. Skilling. H.H. *Fundamentals Of Electric Waves*, Wiley. NY, **160-171** (1942)
17. Kouzaev, G.A.: Hertz vectors and the electromagnetic-quantum equations. *Modern Phys. Lett. B* **24**, **2121–2122** (2010)
18. Milo Wolff "The Physical Origin of Electron Spin" 4, last accessed 3 August 2012 http://mwolff.tripod.com/body_spin.html
19. Kadin, Alan M. *Quantum Mechanics without Complex Numbers: A Simple Model for the Electron Wavefunction Including Spin*, **4** (2005) <https://arxiv.org/ftp/quant-ph/papers/0502/0502139.pdf>