

Neutron Holograms

For the first time, a team including scientists from the National Institute of Standards and Technology (NIST) have used neutron beams to create holograms of large solid objects, revealing details about their interiors in ways that ordinary laser light-based visual holograms cannot. [24]

Schematic of the design of 360-degree tabletop electronic holographic display, the design concept of which allows several persons to enjoy the hologram contents simultaneously. [23]

Research Triangle engineers have developed a simple, energy-efficient way to create three-dimensional acoustic holograms. The technique could revolutionize applications ranging from home stereo systems to medical ultrasound devices. [22]

Researchers have used the pressure of light—also called optical forces or sometimes "tractor beams"—to create a new type of rewritable, dynamic 3D holographic material. Unlike other 3D holographic materials, the new material can be rapidly written and erased many times, and can also store information without using any external energy. The new material has potential applications in 3D holographic displays, large-scale volumetric data storage devices, biosensors, tunable lasers, optical lenses, and metamaterials. [21]

Devices based on light, rather than electrons, could revolutionize the speed and security of our future computers. However, one of the major challenges in today's physics is the design of photonic devices, able to transport and switch light through circuits in a stable way. [20]

Researchers characterize the rotational jiggling of an optically levitated nanoparticle, showing how this motion could be cooled to its quantum ground state. [19]

Researchers have created quantum states of light whose noise level has been "squeezed" to a record low. [18]

An elliptical light beam in a nonlinear optical medium pumped by "twisted light" can rotate like an electron around a magnetic field. [17]

Physicists from Trinity College Dublin's School of Physics and the CRANN Institute, Trinity College, have discovered a new form of light, which will impact our understanding of the fundamental nature of light. [16]

Light from an optical fiber illuminates the metasurface, is scattered in four different directions, and the intensities are measured by the four detectors. From this measurement the state of polarization of light is detected. [15]

Converting a single photon from one color, or frequency, to another is an essential tool in quantum communication, which harnesses the subtle correlations between the subatomic properties of photons (particles of light) to securely store and transmit information. Scientists at the National Institute of Standards and Technology (NIST) have now developed a miniaturized version of a frequency converter, using technology similar to that used to make computer chips. [14]

Harnessing the power of the sun and creating light-harvesting or light-sensing devices requires a material that both absorbs light efficiently and converts the energy to highly mobile electrical current. Finding the ideal mix of properties in a single material is a challenge, so scientists have been experimenting with ways to combine different materials to create "hybrids" with enhanced features. [13]

Condensed-matter physicists often turn to particle-like entities called quasiparticles—such as excitons, plasmons, magnons—to explain complex phenomena. Now Gil Refael from the California Institute of Technology in Pasadena and colleagues report the theoretical concept of the topological polariton, or "topolariton": a hybrid half-light, half-matter quasiparticle that has special topological properties and might be used in devices to transport light in one direction. [12]

Solitons are localized wave disturbances that propagate without changing shape, a result of a nonlinear interaction that compensates for wave packet dispersion. Individual solitons may collide, but a defining feature is that they pass through one another and emerge from the collision unaltered in shape, amplitude, or velocity, but with a new trajectory reflecting a discontinuous jump.

Working with colleagues at the Harvard-MIT Center for Ultracold Atoms, a group led by Harvard Professor of Physics Mikhail Lukin and MIT Professor of Physics Vladan Vuletic have managed to coax photons into binding together to form molecules – a state of matter that, until recently, had been purely theoretical. The work is described in a September 25 paper in Nature.

New ideas for interactions and particles: This paper examines the possibility to origin the Spontaneously Broken Symmetries from the Planck Distribution Law. This way we get a Unification of the Strong, Electromagnetic, and Weak Interactions from the interference occurrences of oscillators. Understanding that the relativistic mass change is the result of the magnetic induction we

arrive to the conclusion that the Gravitational Force is also based on the electromagnetic forces, getting a Unified Relativistic Quantum Theory of all 4 Interactions.

Move over, lasers: Scientists can now create holograms from neutrons, too	4
Full-circle viewing: 360-degree electronic holographic display	5
Lego-like wall produces acoustic holograms	6
Optical forces used to make rewritable 3-D holographic materials	8
Towards stable propagation of light in nano-photonic fibers	9
Synopsis: Twisting in Thin Air	10
Researchers have created quantum states of light whose noise level has been “squeezed” to a record low	11
Liquid Light with a Whirl.....	11
Physicists discover a new form of light.....	13
Novel metasurface revolutionizes ubiquitous scientific tool	14
New nanodevice shifts light's color at single-photon level.....	15
Quantum dots enhance light-to-current conversion in layered semiconductors.....	17
Quasiparticles dubbed topological polaritons make their debut in the theoretical world	18
'Matter waves' move through one another but never share space	19
Photonic molecules	20
The Electromagnetic Interaction	20
Asymmetry in the interference occurrences of oscillators	20
Spontaneously broken symmetry in the Planck distribution law.....	22
The structure of the proton	24
The Strong Interaction	24
Confinement and Asymptotic Freedom	24
The weak interaction	25
The General Weak Interaction	26
Fermions and Bosons.....	26

The fermions' spin	26
The source of the Maxwell equations	27
The Special Relativity	28
The Heisenberg Uncertainty Principle	28
The Gravitational force	28
The Graviton	29
What is the Spin?	30
The Casimir effect	30
The Fine structure constant	30
Path integral formulation of Quantum Mechanics	31
Conclusions	31
References	32

Author: George Rajna

Move over, lasers: Scientists can now create holograms from neutrons, too

For the first time, a team including scientists from the National Institute of Standards and Technology (NIST) have used neutron beams to create holograms of large solid objects, revealing details about their interiors in ways that ordinary laser light-based visual holograms cannot.

Holograms—flat images that change depending on the viewer's perspective, giving the sense that they are three-dimensional objects—owe their striking capability to what's called an interference pattern. All matter, such as neutrons and photons of light, has the ability to act like rippling waves with peaks and valleys. Like a water wave hitting a gap between the two rocks, a wave can split up and then re-combine to create information-rich interference patterns ([link is external](#)).

An optical hologram is made by shining a laser at an object. Instead of merely photographing the light reflected from the object, a hologram is formed by recording how the reflected laser light waves interfere with each other. The resulting patterns, based on the waves' phase differences ([link is external](#)), or relative positions of their peaks and valleys, contain far more information about an object's appearance than a simple photo does, though they don't generally tell us much about its hidden interior.

Hidden interiors, however, are just what neutron scientists explore. Neutrons are great at penetrating metals and many other solid things, making neutron beams useful for scientists who

create a new substance and want to investigate its properties. But neutrons have limitations, too. They aren't very good for creating visual images; neutron experiment data is usually expressed as graphs that would look at home in a high school algebra textbook. And this data typically tells them about how a substance is made on average—fine if they want to know broadly about an object built from a bunch of repeating structures like a crystal (link is external), but not so good if they want to know the details about one specific bit of it.

But what if we could have the best of both worlds? The research team has found a way.

The team's previous work, performed at the NIST Center for Neutron Research (NCNR), involved passing neutrons through a cylinder of aluminum that had a tiny "spiral staircase" carved into one of its circular faces. The cylinder's shape imparted a twist to the neutron beam, but the team also noticed that the beam's individual neutrons changed phase depending on what section of the cylinder they passed through: the thicker the section, the greater the phase shift. Eventually they realized this was essentially the information they needed to create holograms of objects' innards, and they detail their method in their new paper.

The discovery won't change anything about interstellar chess games, but it adds to the palette of techniques scientists have to explore solid materials. The team has shown that all it takes is a beam of neutrons and an interferometer—a detector that measures interference patterns—to create direct visual representations of an object and reveal details about specific points within it.

"Other techniques measure small features as well, only they are limited to measuring surface properties," said team member Michael Huber of NIST's Physical Measurement Laboratory. "This might be a more prudent technique for measuring small, 10-micron size structures and buried interfaces inside the bulk of the material." [24]

Full-circle viewing: 360-degree electronic holographic display

In the original 'Star Wars' movie, the inviting but grainy special effects hologram might soon be a true full-color, full-size holographic image, due to advances by a South Korean research team refining 3-D holographic displays.

The team described a novel tabletop display system that allows multiple viewers to simultaneously view a hologram showing a full 3-D image as they walk around the tabletop, giving complete 360-degree access. The paper was published this week in the journal Optics Express.

To be commercially feasible in a range of applications—from medicine to gaming to media—the hologram challenge is daunting. It involves scaling an electronic device to a size small enough to fit on a table top, while making it robust enough to render immense amounts of data needed to create a full-surround 3-D viewing experience from every angle—without the need for special glasses or other viewing aids.

"In the past, researchers interested in holographic display systems proposed or focused on methods for overcoming limitations in the combined spatial resolution and speed of commercially available, spatial light modulators. Representative techniques included space-division multiplexing (SDM), time-division multiplexing (TDM) and combination of those two techniques," explained Yongjun Lim, of the 5G Giga Communication Research Laboratory, Electronics and Telecommunications Research

Institute, South Korea. Lim and his team took a different approach. They devised and added a novel viewing window design.

To implement such a viewing window design, close attention had to be paid to the optical image system. "With a tabletop display, a viewing window can be created by using a magnified virtual hologram, but the plane of the image is tilted with respect to the rotational axis and is projected using with two parabolic mirrors," Lim explained. "But because the parabolic mirrors do not have an optically-flat surface, visual distortion can result. We needed to solve the visual distortion by designing an aspheric lens."

Lim further noted, "As a result, multiple viewers are able to observe 3.2-inch size holograms from any position around the table without visual distortion."

Building on these advances, Lim's team hopes to implement a key design feature of strategically sizing the viewing window so it is closely related to the effective pixel size of the rotating image of the virtual hologram. Watching through this window, observers' eyes are positioned to accept the holographic image light field because the system tilts the virtual hologram plane relative to the rotational axis. To enhance the viewing experience the team hopes to design a system in which observers can see 3.2-inch holographic 3-D images floating on the surface of the parabolic mirror system at a rate of 20 frames per second.

Test results of the system using a 3-D model and computer-generated holograms were promising—though right now still in a monochrome green color. Next, the team wants to produce a full-color experience and resolve issues related to undesirable aberration and brightness mismatch among the four digital micromirror devices used in the display.

"We are developing another version of our system to solve those issues and expect to have the next model in the near future, including enhancement of the color expression," said Lim. "Many people expect that high quality holograms will entertain them in the near future because visualizations are increasingly sophisticated and highly imaginative due to the use of computer-aided graphics and recently-developed digital devices that provide augmented or virtual reality."

And the Princess Leia hologram? That old miniature was a motivating experience of their work, Lim explained. [23]

Lego-like wall produces acoustic holograms

Research Triangle engineers have developed a simple, energy-efficient way to create three-dimensional acoustic holograms. The technique could revolutionize applications ranging from home stereo systems to medical ultrasound devices.

Most everyone is familiar with the concept of visual holograms, which manipulate light to make it appear as though a 3-D object is sitting in empty space. These optical tricks work by shaping the electromagnetic field so that it mimics light bouncing off an actual object.

Sound also travels in waves. But rather than electromagnetic energy traveling through space, sound propagates as pressure waves that momentarily compress the molecules they are traveling through. And just like visible light, these waves can be manipulated into three-dimensional patterns.

"We show the exact same control over a sound wave as people have previously achieved with light waves," said Steve Cummer, professor of electrical and computer engineering at Duke University. "It's like an acoustic virtual reality display. It gives you a more realistic sense of the spatial pattern of the sound field."

In a paper published Oct. 14 in *Nature Scientific Reports*, researchers at Duke and North Carolina State University show that they can create any three-dimensional pattern they want with sound waves. The achievement is made possible by metamaterials—synthetic materials composed of many individual, engineered cells that together produce unnatural properties.

In this case, the metamaterials resemble a wall of Legos. Each individual block is made of plastic by a 3-D printer and contains a spiral within. The tightness of the spiral affects the way sound travels through it—the tighter the coil, the slower sound waves travel through it.

While the individual blocks can't influence the sound wave's direction, the entire device effectively can. For example, if one side of the sound wave is slowed down but not the other, the resulting wave fronts will be redirected so that the sound is bent toward the slow side.

"Anybody can tell the difference between a single stereo speaker and a live string quartet playing music behind them," explained Yangbo "Abel" Xie, a doctoral student in Cummer's laboratory. "Part of the reason why is that the sound waves carry spatial information as well as notes and volume."

By calculating how 12 different types of acoustic metamaterial building blocks will affect the sound wave, researchers can arrange them in a wall to form any wave pattern on the other side that they want. With enough care, the sound waves can produce a specific hologram at a specific distance away.

"It's basically like putting a mask in front of a speaker," said Cummer. "It makes it seem like the sound is coming from a more complicated source than it is."

Cummer and Xie, in collaboration with Yun Jing, assistant professor of mechanical and aerospace engineering at NC State, and Tarry Shen, a doctoral student in Jing's lab, proved their sound mask works in two different ways. In the first test, they assembled a metamaterial wall that manipulated an incoming sound wave into a shape like the letter "A" about a foot away. In a second demonstration, they showed that the technique can focus sound waves into several "hot spots"—or loud spots—of sound, also a foot from the device.

There are existing technologies that can also produce this effect. Modern ultrasound imaging devices, for example, use phased arrays with many individual transducers that can each produce precisely controlled sound waves. But this approach has its drawbacks.

"If you've ever had an ultrasound done, you know there's a small wand attached to a much bigger machine a few feet away," said Cummer. "Not only can this setup be cumbersome, it consumes an enormous amount of power. Our approach can help produce the same effect in a cheaper, smaller system."

For the metamaterial device to work in such applications, however, each cell must be smaller than the waves it is manipulating. And for ultrasound technologies that operate in the megahertz range,

this means the individual cells would have to be 100 times smaller than in the current demonstration blocks.

Cummer and Xie are looking for industry partners to show that this sort of fabrication would be possible. They are also shopping the idea around to industries that work in the kilohertz range, such as aerial sensing and imaging technologies. And of course, they're speaking with sound companies to make a single speaker sound more like a live orchestra.

"We're currently in the exploration phase, trying to determine where this technology would be useful," said Xie. "Any scenario where your goal is to control sound, this idea could be deployed. And it could be deployed to make something totally new, or to make something that already exists better, simpler or cheaper." [22]

Optical forces used to make rewritable 3-D holographic materials

Researchers have used the pressure of light—also called optical forces or sometimes "tractor beams"—to create a new type of rewritable, dynamic 3D holographic material. Unlike other 3D holographic materials, the new material can be rapidly written and erased many times, and can also store information without using any external energy. The new material has potential applications in 3D holographic displays, large-scale volumetric data storage devices, biosensors, tunable lasers, optical lenses, and metamaterials.

The research was conducted by a multidisciplinary team led by Yunuen Montelongo at Imperial College London and Ali K. Yetisen at Harvard University and MIT. In recent papers published in *Nature Communications* and *Applied Physics Letters*, the researchers demonstrated the reversible optical manipulation of nanostructured materials, which they used to fabricate active 3D holograms, lenses, and memory devices.

The key to creating the 3D holographic material with these advantages was to use optical forces to reversibly modify the material's properties. The optical forces are produced by the interference of two or more laser beams, which creates an optical pressure capable of moving nanoscale structures. So far, optical forces have mainly been used for just one application: optical tweezers, which can hold and move tiny objects and are mostly used in biological applications.

In the new study, the researchers have expanded the potential applications of optical forces by demonstrating that they can be applied to reversibly arrange large numbers of silver nanoparticles in well-defined 3D patterns inside a solid material. Information is stored in these patterns, and rearranging them depends on the number, energy, and angle of the laser pulses.

"We demonstrated that optical pressure is capable of assembling nanoparticles inside solids," Montelongo told *Phys.org*. "Although these types of forces are well-known, this is the first time that they have been used to configure nanostructured materials. This new mechanism is scalable, and therefore, it is possible to assemble large arrays of nanoparticles in a reversible fashion."

Although other methods exist that can manipulate nanoparticles in 3D patterns, most of those methods permanently change the material so that it cannot be rewritten. This is the first time scientists have reversibly controlled 3D arrangements, and have done so without the need for external energy to maintain the recorded information.

The reason why the nanoparticle configurations remain stable without the need for external energy is because the writing process occurs at a high temperature produced by the laser. At the high temperature, the nanostructured material assumes a rubber state, in which it is easily configured, whereas removing the heat effect decreases the temperature and transforms the material into a glass state, in which the configuration is "frozen in."

The researchers describe this phenomenon with the analogy of a "knife in the butter," in which the medium changes its stiffness depending on the metal's temperature: Just as a warm knife slices butter more easily than a cold one, the high temperature allows the optical forces to easily manipulate the nanomaterials in the rubber state.

Overall, the researchers expect that the new method's advantages—including reconfigurability, fast recording, and scalability—make optical forces a promising approach for creating dynamic 3D holograms for a variety of applications.

"Our intention is to develop a new family of photoactive materials that can be applied for rewritable 3D holograms," Montelongo said. "For instance, 3D holograms can be applied in different areas of medicine to replace conventional 2D visualization methods. A hologram can provide a full reconstruction with a sense of volume in the space. These materials are active, and therefore, can be recorded and erased rapidly. In the long term, this mechanism will be used for real-time holographic 3D displays." [21]

Towards stable propagation of light in nano-phonic fibers

Devices based on light, rather than electrons, could revolutionize the speed and security of our future computers. However, one of the major challenges in today's physics is the design of photonic devices, able to transport and switch light through circuits in a stable way. Sergej Flach, Director of the Center for Theoretical Physics of Complex Systems, within the Institute for Basic Science (IBS) and colleagues from the National Technical University of Athens and the University of Patras (Greece) have studied how to achieve a more stable propagation of light for future optical technologies. Their model was recently published in Scientific Reports.

Optical fibers can carry a large amount of information and are already used in many countries for communications via phone, internet and TV. However, when light travels long distances through these fibers, it suffers from losses and leakages, which could lead to a loss of information. In order to compensate for this problem, amplifiers are positioned at specific intervals to amplify the signal. For example, amplifiers are needed in submarine communications cables that allow the transfer of digital data between all continents (except for Antarctica). Researchers have tried to build fibers where the signal is stable along the pathway and does not need amplifiers, using the so-called "PT symmetry". P stands for parity reversal and T for time reversal.

The PT symmetry can be simplified with an example. Imagine a situation where two cars are traveling at the same speed at some instant in time. However, one car is speeding up and the other one is slowing down. Using parity reversal (P) we exchange one car for the other. Using time reversal (T) we go back in time. If you are in the car that is accelerating, you can jump to the car that is slowing down (P) and you also go back in time (T). As a result, you will end up with the same speed as the accelerating car. The cars are like light waves inside the optical fibers and the speed is a

representation of the intensity of light. The jumping symbolizes of the transfer of light from one fiber to another, which happens when the light waves propagating in each fiber overlap partially with each other, through a phenomenon called tunneling.

The PT symmetry idea is that one can carefully balance the intensity of light inside the fibers and achieve a stable propagation. Researchers expected PT symmetry to be the solution to achieve stable propagation in all-optical devices (diodes, transistors, switches etc.). However, stable propagation is still a challenge because the PT symmetry conditions have to be balanced extremely carefully, and because the material of the fibers reacts and destroys the exact balance. In the example of the cars, in order to achieve perfect PT symmetry, you would need really identical cars and street conditions. Reality is of course much different.

The team led by IBS found that the stability of light propagation can be achieved by breaking the PT symmetry in a controlled way. In the example of the cars, you would have to choose two cars that are actually different (for example, one has a better engine than the other), but you choose the differences deliberately.

"You have the potential to realize a lot of the items of the wish-list of the PT symmetry, by breaking the PT symmetry. But you have to break it in the right way," explains Professor Flach. "Now we know how to tune the characteristics of the fiber couplers to achieve a long-lasting constant light propagation." [20]

Synopsis: Twisting in Thin Air

Levitated nanoparticles can be used in ultrasensitive force measurements and fundamental tests of quantum physics. Unlike prior efforts that have focused on the translational vibrations of these nanoparticles, a new study considers the torsional motion. The researchers used polarized laser light to measure, for the first time, the twisting oscillations of oblong-shaped nanoparticles in a vacuum. The results suggest that this torsional motion can be cooled to zero oscillations (on average), corresponding to the torsional ground state.

For levitation experiments, focused laser beams create a trap that confines the translational motion of nanoparticles to back-and-forth oscillations at a specific frequency. Laser cooling can reduce these oscillations, but current techniques cannot reach the ground state. One solution is higher oscillation frequencies. In this case, the energy left after cooling is less than one quantum of oscillation, so the nanoparticle ends up in its ground state. However, making a higher-frequency optical trap would require higher laser power, which has the negative effect of heating the nanoparticles.

An alternative path is the use of a different oscillation mode. Tongcang Li of Purdue University, Indiana, and collaborators investigated the torsional motions of nanoparticles levitated with a linearly polarized laser. The oblong-shaped nanoparticles within the sample aligned themselves lengthwise along the laser's polarization axis. The researchers showed that these ellipsoids twist back and forth around this axis with a frequency of 1 MHz, a factor of 6 higher than that of the particles' translational vibrations. The team outlined a possible cooling method that could place nanoparticles in their torsional ground state. They also imagined the system as an ultrasensitive detector that could measure torques on single particles. [19]

Researchers have created quantum states of light whose noise level has been “squeezed” to a record low

Squeezed quantum states of light can have better noise properties than those imposed by classical limits set by shot noise. Such states might help researchers boost the sensitivity of gravitational-wave (GW) detectors or design more practical quantum information schemes. A team of researchers at the Institute for Gravitational Physics at the Leibniz University of Hanover, Germany, has now demonstrated a method for squeezing noise to record low levels. The new approach—compatible with the laser interferometers used in GW detectors—may lead to technologies for upgrading LIGO and similar observatories.

Squeezed light is typically generated in nonlinear crystals, in which one pump photon produces two daughter photons. Because the two photons are generated in the same quantum process, they exhibit correlations that can be exploited to reduce noise in measuring setups. Quantum squeezing can, in principle, reduce noise to arbitrarily low levels. But in practice, photon losses and detector noise limit the maximum achievable squeezing. The previous record was demonstrated by the Hanover team, who used a scheme featuring amplitude fluctuations that were about a factor of 19 lower than those expected from classical noise (12.7 dB of squeezing).

In their new work, the researchers bested themselves by increasing this factor to 32 (15 dB of squeezing), using a light-squeezing scheme with low optical losses and minimal fluctuations in the phase of the readout scheme. The squeezed states are obtained at 1064 nm, the laser wavelength feeding the interferometers of all current GW observatories.

This research is published in *Physical Review Letters*. [18]

Liquid Light with a Whirl

An elliptical light beam in a nonlinear optical medium pumped by “twisted light” can rotate like an electron around a magnetic field.

Magnetism and rotation have a lot in common. The effect of a magnetic field on a moving charge, the Lorentz force, is formally equivalent to the fictitious force felt by a moving mass in a rotating reference frame, the Coriolis force. For this reason, atomic quantum gases under rotation can be used as quantum simulators of exotic magnetic phenomena for electrons, such as the fractional quantum Hall effect. But there is no direct equivalent of magnetism for photons, which are massless and chargeless. Now, Niclas Westerberg and co-workers at Heriot-Watt University, UK, have shown how to make synthetic magnetic fields for light. They developed a theory that predicts how a light beam in a nonlinear optical medium pumped by “twisted light” will rotate as it propagates, just as an electron will whirl around in a magnetic field. More than that, the light will expand as it goes, demonstrating fluid-like behavior. We can expect synthetic magnetism for light to bring big insights into magnetism in other systems, as well as some beautiful images.

The idea that light can behave like a fluid and, even more interestingly, a superfluid (a fluid with zero viscosity), goes back at least to the 1990s. The analogy comes about because Maxwell’s equations for nearly collimated light in a nonlinear medium look like the Schrödinger equation for a superfluid of matter, modified to include particle interactions. Fluids of light, or photon fluids, propagating in

bulk nonlinear media show a range of fluid and superfluid behavior, such as free expansion and shock waves. In microcavities, fluids of light can be strongly coupled to matter, such as semiconductor electron-hole pairs, to make hybrid entities known as polariton condensates. These condensates can exhibit quantized vortices, which are characteristic of superfluidity. Despite these impressive advances, it has proven difficult to induce the strong bulk rotation required for phenomena such as the quantum Hall effect to show up in photon fluids, hence the need for synthetic magnetism.

The concept of synthetic magnetism is borrowed from ultracold atoms. With atoms, it is experimentally unfeasible to reach a regime of rapid rotation corresponding to a large magnetic field, not least because the traps that confine the atoms are unable to provide the centripetal force to stop them from flying out. Instead, it is possible to take advantage of the fact that atoms have multiple internal states. These can be used to generate geometric phases, as opposed to dynamic phases (which can be imposed by any forces, whatever the structure of the internal states may be). A geometric phase, otherwise known as a Berry phase, arises when a system's internal states (for example, its spin) smoothly follow the variations of an external field, so that its phase depends on which path it takes between two external states (for example, two positions of the system), even if the paths have the same energy. In atomic systems, the variations of the external field in position are achieved with phase or amplitude structures of the electromagnetic field of laser light. These variations can be engineered to produce the rotational equivalent of the vector potential for a magnetic field on a charged particle, inducing strong bulk rotation that shows up as many vortices in a superfluid Bose-Einstein condensate.

To produce a geometric phase in a fluid of light, Westerberg and colleagues considered light with two coupled internal states—a spinor photon fluid. They studied two types of nonlinear media, with second- and third-order optical nonlinearities, respectively. The second-order nonlinearity comes in the form of mixing of three fields in a birefringent crystal, in which one field, the pump light field, splits into two further fields with orthogonal polarizations, these being the two required internal states of the spinor fluid. Slow spatial variations of the strong pump field generate a synthetic vector potential that is equivalent to a magnetic field for electric charges or rotation for atoms.

The third-order optical nonlinearity occurs in a medium with a refractive index that depends on the intensity of light. The spinor photon fluid in this case consists of weak fluctuations around a strong light field that carries orbital angular momentum (colloquially known as twisted light). The two internal states of the fluid are distinguished by their differing orbital angular momentum. The resulting vector potential produces synthetic magnetism, much as with the second-order nonlinearity.

Coincidentally, for the medium with a second-order nonlinearity, Westerberg and co-workers also propose using twisted light.

The authors present numerical simulations for both types of nonlinearity. For the second-order nonlinear medium, they show that an elliptical light beam in a synthetic magnetic field rotates about its propagation axis and expands as it propagates (Fig 1). The expansion shows that the light is behaving as a fluid in rotation. For the third-order nonlinear medium there is a trapped vortex that causes the beam to rotate, which is akin to cyclotron motion of a charge in a magnetic field. Short of

spinning the medium extremely rapidly [9], it is not obvious how one could otherwise make a beam continuously rotate as it propagates.

Westerberg and colleagues' work makes important connections between several disparate topics: nonlinear optics, atomic physics, geometric phases, and light with orbital angular momentum. Spinor photon fluids in themselves are a new development. The complete state of a photon fluid—its amplitude, phase, and polarization—can be mapped out; this is not possible for atoms or electrons. Some of the authors of the present study have recently experimentally driven photon fluids past obstacles in ways that are hard to achieve for atoms, and obtained evidence for superfluidity through the phase of the photon fluid [10]—evidence that cannot be obtained for electronic magnetism. Furthermore, they have also made photon fluids that have nonlocal interactions, via thermal effects. Generalizing synthetic magnetism to nonlocal fluids of light will enlighten us about magnetism and rotation in solid-state and atomic superfluids. Experimental implementation will surely follow hot on the heels of this proposal. [17]

Physicists discover a new form of light

Physicists from Trinity College Dublin's School of Physics and the CRANN Institute, Trinity College, have discovered a new form of light, which will impact our understanding of the fundamental nature of light.

One of the measurable characteristics of a beam of light is known as angular momentum. Until now, it was thought that in all forms of light the angular momentum would be a multiple of Planck's constant (the physical constant that sets the scale of quantum effects).

Now, recent PhD graduate Kyle Ballantine and Professor Paul Eastham, both from Trinity College Dublin's School of Physics, along with Professor John Donegan from CRANN, have demonstrated a new form of light where the angular momentum of each photon (a particle of visible light) takes only half of this value. This difference, though small, is profound. These results were recently published in the online journal Science Advances.

Commenting on their work, Assistant Professor Paul Eastham said: "We're interested in finding out how we can change the way light behaves, and how that could be useful. What I think is so exciting about this result is that even this fundamental property of light, that physicists have always thought was fixed, can be changed."

Professor John Donegan said: "My research focuses on nanophotonics, which is the study of the behaviour of light on the nanometer scale. A beam of light is characterised by its colour or wavelength and a less familiar quantity known as angular momentum. Angular momentum measures how much something is rotating. For a beam of light, although travelling in a straight line it can also be rotating around its own axis. So when light from the mirror hits your eye in the morning, every photon twists your eye a little, one way or another."

"Our discovery will have real impacts for the study of light waves in areas such as secure optical communications."

Professor Stefano Sanvito, Director of CRANN, said: "The topic of light has always been one of interest to physicists, while also being documented as one of the areas of physics that is best

understood. This discovery is a breakthrough for the world of physics and science alike. I am delighted to once again see CRANN and Physics in Trinity producing fundamental scientific research that challenges our understanding of light."

To make this discovery, the team involved used an effect discovered in the same institution almost 200 years before. In the 1830s, mathematician William Rowan Hamilton and physicist Humphrey Lloyd found that, upon passing through certain crystals, a ray of light became a hollow cylinder. The team used this phenomenon to generate beams of light with a screw-like structure.

Analyzing these beams within the theory of quantum mechanics they predicted that the angular momentum of the photon would be half-integer, and devised an experiment to test their prediction. Using a specially constructed device they were able to measure the flow of angular momentum in a beam of light. They were also able, for the first time, to measure the variations in this flow caused by quantum effects. The experiments revealed a tiny shift, one-half of Planck's constant, in the angular momentum of each photon.

Theoretical physicists since the 1980s have speculated how quantum mechanics works for particles that are free to move in only two of the three dimensions of space. They discovered that this would enable strange new possibilities, including particles whose quantum numbers were fractions of those expected. This work shows, for the first time, that these speculations can be realised with light. [16]

Novel metasurface revolutionizes ubiquitous scientific tool

Light from an optical fiber illuminates the metasurface, is scattered in four different directions, and the intensities are measured by the four detectors. From this measurement the state of polarization of light is detected.

What do astrophysics, telecommunications and pharmacology have in common? Each of these fields relies on polarimeters—instruments that detect the direction of the oscillation of electromagnetic waves, otherwise known as the polarization of light.

Even though the human eye isn't particularly sensitive to polarization, it is a fundamental property of light. When light is reflected or scattered off an object, its polarization changes and measuring that change reveals a lot of information. Astrophysicists, for example, use polarization measurements to analyze the surface of distant, or to map the giant magnetic fields spanning our galaxy. Drug manufacturers use the polarization of scattered light to determine the chirality and concentration of drug molecules. In telecommunications, polarization is used to carry information through the vast network of fiber optic cables. From medical diagnostics to high-tech manufacturing to the food industry, measuring polarization reveals critical data.

Scientists rely on polarimeters to make these measurements. While ubiquitous, many polarimeters currently in use are slow, bulky and expensive.

Now, researchers at the Harvard John A. Paulson School of Engineering and Applied Sciences and Innovation Center Iceland have built a polarimeter on a microchip, revolutionizing the design of this widely used scientific tool.

"We have taken an instrument that is can reach the size of a lab bench and shrunk it down to the size of a chip," said Federico Capasso, the Robert L. Wallace Professor of Applied Physics and Vinton Hayes Senior Research Fellow in Electrical Engineering, who led the research. "Having a microchip polarimeter will make polarization measurements available for the first time to a much broader range of applications, including in energy-efficient, portable devices."

"Taking advantage of integrated circuit technology and nanophotonics, the new device promises high-performance polarization measurements at a fraction of the cost and size," said J. P. Balthasar Mueller, a graduate student in the Capasso lab and first author of the paper.

The device is described in the journal *Optica*. Harvard's Office of Technology Development has filed a patent application and is actively exploring commercial opportunities for the technology.

Capasso's team was able to drastically reduce the complexity and size of polarimeters by building a two-dimensional metasurface—a nanoscale structure that interacts with light. The metasurface is covered with a thin array of metallic antennas, smaller than a wavelength of light, embedded in a polymer film. As light propagates down an optical fiber and illuminates the array, a small amount scatters in four directions. Four detectors measure the intensity of the scattered light and combine to give the state of polarization in real time.

"One advantage of this technique is that the polarization measurement leaves the signal mostly intact," said Mueller. "This is crucial for many uses of polarimeters, especially in optical telecommunications, where measurements must be made without disturbing the data stream."

In telecommunications, optical signals propagating through fibers will change their polarization in random ways. New integrated photonic chips in fiber optic cables are extremely sensitive to polarization, and if light reaches a chip with the wrong polarization, it can cause a loss of signal.

"The design of the antenna array make it robust and insensitive to the inaccuracies in the fabrication process, which is ideal for large scale manufacturing," said Kristjan Leosson, senior researcher and division manager at the Innovation Center and coauthor of the paper.

Leosson's team in Iceland is currently working on incorporating the metasurface design from the Capasso group into a prototype polarimeter instrument.

Chip-based polarimeters could for the first time provide comprehensive and real-time polarization monitoring, which could boost network performance and security and help providers keep up with the exploding demand for bandwidth.

"This device performs as well as any state-of-the-art polarimeter on the market but is considerably smaller," said Capasso. "A portable, compact polarimeter could become an important tool for not only the telecommunications industry but also in drug manufacturing, medical imaging, chemistry, astronomy, you name it. The applications are endless." [15]

New nanodevice shifts light's color at single-photon level

Converting a single photon from one color, or frequency, to another is an essential tool in quantum communication, which harnesses the subtle correlations between the subatomic properties of

photons (particles of light) to securely store and transmit information. Scientists at the National Institute of Standards and Technology (NIST) have now developed a miniaturized version of a frequency converter, using technology similar to that used to make computer chips.

The tiny device, which promises to help improve the security and increase the distance over which next-generation quantum communication systems operate, can be tailored for a wide variety of uses, enables easy integration with other information-processing elements and can be mass produced.

The new nanoscale optical frequency converter efficiently converts photons from one frequency to the other while consuming only a small amount of power and adding a very low level of noise, namely background light not associated with the incoming signal.

Frequency converters are essential for addressing two problems. The frequencies at which quantum systems optimally generate and store information are typically much higher than the frequencies required to transmit that information over kilometer-scale distances in optical fibers. Converting the photons between these frequencies requires a shift of hundreds of terahertz (one terahertz is a trillion wave cycles per second).

A much smaller, but still critical, frequency mismatch arises when two quantum systems that are intended to be identical have small variations in shape and composition. These variations cause the systems to generate photons that differ slightly in frequency instead of being exact replicas, which the quantum communication network may require.

The new photon frequency converter, an example of nanophotonic engineering, addresses both issues, Qing Li, Marcelo Davanço and Kartik Srinivasan write in *Nature Photonics*. The key component of the chip-integrated device is a tiny ring-shaped resonator, about 80 micrometers in diameter (slightly less than the width of a human hair) and a few tenths of a micrometer in thickness. The shape and dimensions of the ring, which is made of silicon nitride, are chosen to enhance the inherent properties of the material in converting light from one frequency to another. The ring resonator is driven by two pump lasers, each operating at a separate frequency. In a scheme known as four-wave-mixing Bragg scattering, a photon entering the ring is shifted in frequency by an amount equal to the difference in frequencies of the two pump lasers.

Like cycling around a racetrack, incoming light circulates around the resonator hundreds of times before exiting, greatly enhancing the device's ability to shift the photon's frequency at low power and with low background noise. Rather than using a few watts of power, as typical in previous experiments, the system consumes only about a hundredth of that amount. Importantly, the added amount of noise is low enough for future experiments using single-photon sources.

While other technologies have been applied to frequency conversion, "nanophotonics has the benefit of potentially enabling the devices to be much smaller, easier to customize, lower power, and compatible with batch fabrication technology," said Srinivasan. "Our work is a first demonstration of a nanophotonic technology suitable for this demanding task of quantum frequency conversion." [14]

Quantum dots enhance light-to-current conversion in layered semiconductors

Harnessing the power of the sun and creating light-harvesting or light-sensing devices requires a material that both absorbs light efficiently and converts the energy to highly mobile electrical current. Finding the ideal mix of properties in a single material is a challenge, so scientists have been experimenting with ways to combine different materials to create "hybrids" with enhanced features.

In two just-published papers, scientists from the U.S. Department of Energy's Brookhaven National Laboratory, Stony Brook University, and the University of Nebraska describe one such approach that combines the excellent light-harvesting properties of quantum dots with the tunable electrical conductivity of a layered tin disulfide semiconductor. The hybrid material exhibited enhanced light-harvesting properties through the absorption of light by the quantum dots and their energy transfer to tin disulfide, both in laboratory tests and when incorporated into electronic devices. The research paves the way for using these materials in optoelectronic applications such as energy-harvesting photovoltaics, light sensors, and light emitting diodes (LEDs).

According to Mircea Cotlet, the physical chemist who led this work at Brookhaven Lab's Center for Functional Nanomaterials (CFN), a DOE Office of Science User Facility, "Two-dimensional metal dichalcogenides like tin disulfide have some promising properties for solar energy conversion and photodetector applications, including a high surface-to-volume aspect ratio. But no semiconducting material has it all. These materials are very thin and they are poor light absorbers. So we were trying to mix them with other nanomaterials like light-absorbing quantum dots to improve their performance through energy transfer."

One paper, just published in the journal *ACS Nano*, describes a fundamental study of the hybrid quantum dot/tin disulfide material by itself. The work analyzes how light excites the quantum dots (made of a cadmium selenide core surrounded by a zinc sulfide shell), which then transfer the absorbed energy to layers of nearby tin disulfide.

"We have come up with an interesting approach to discriminate energy transfer from charge transfer, two common types of interactions promoted by light in such hybrids," said Prahlad Routh, a graduate student from Stony Brook University working with Cotlet and co-first author of the *ACS Nano* paper. "We do this using single nanocrystal spectroscopy to look at how individual quantum dots blink when interacting with sheet-like tin disulfide. This straightforward method can assess whether components in such semiconducting hybrids interact either by energy or by charge transfer."

The researchers found that the rate for non-radiative energy transfer from individual quantum dots to tin disulfide increases with an increasing number of tin disulfide layers. But performance in laboratory tests isn't enough to prove the merits of potential new materials. So the scientists incorporated the hybrid material into an electronic device, a photo-field-effect-transistor, a type of photon detector commonly used for light sensing applications.

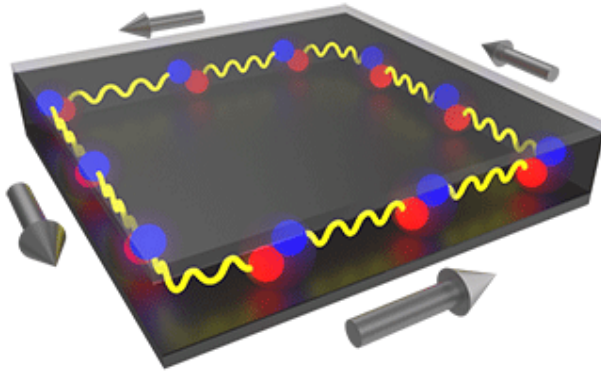
As described in a paper published online March 24 in *Applied Physics Letters*, the hybrid material dramatically enhanced the performance of the photo-field-effect transistors—resulting in a

photocurrent response (conversion of light to electric current) that was 500 percent better than transistors made with the tin disulfide material alone.

"This kind of energy transfer is a key process that enables photosynthesis in nature," said Chang-Yong Nam, a materials scientist at Center for Functional Nanomaterials and co-corresponding author of the APL paper. "Researchers have been trying to emulate this principle in light-harvesting electrical devices, but it has been difficult particularly for new material systems such as the tin disulfide we studied. Our device demonstrates the performance benefits realized by using both energy transfer processes and new low-dimensional materials."

Cotlet concludes, "The idea of 'doping' two-dimensional layered materials with quantum dots to enhance their light absorbing properties shows promise for designing better solar cells and photodetectors." [13]

Quasiparticles dubbed topological polaritons make their debut in the theoretical world



Condensed-matter physicists often turn to particle-like entities called quasiparticles—such as excitons, plasmons, magnons—to explain complex phenomena. Now Gil Refael from the California Institute of Technology in Pasadena and colleagues report the theoretical concept of the topological polariton, or “topolariton”: a hybrid half-light, half-matter quasiparticle that has special topological properties and might be used in devices to transport light in one direction.

The proposed topolaritons arise from the strong coupling of a photon and an exciton, a bound state of an electron and a hole. Their topology can be thought of as knots in their gapped energy-band structure. At the edge of the systems in which topolaritons emerge, these knots unwind and allow the topolaritons to propagate in a single direction without back-reflection. In other words, the topolaritons cannot make U-turns. Back-reflection is a known source of detrimental feedback and loss in photonic devices. The topolaritons’ immunity to it may thus be exploited to build devices with increased performance.

The researchers describe a scheme to generate topolaritons that may be feasible to implement in common systems—such as semiconductor structures or atomically thin layers of compounds known as transition-metal dichalcogenides—embedded in photonic waveguides or microcavities. Previous approaches to make similar one-way photonic channels have mostly hinged on effects that are only applicable at microwave frequencies. Refael and co-workers’ proposal offers an avenue to make

such “one-way photonic roads” in the optical regime, which despite progress has remained a challenging pursuit. [12]

'Matter waves' move through one another but never share space

Physicist Randy Hulet and colleagues observed a strange disappearing act during collisions between forms of Bose Einstein condensates called solitons. In some cases, the colliding clumps of matter appear to keep their distance even as they pass through each other. How can two clumps of matter pass through each other without sharing space? Physicists have documented a strange disappearing act by colliding Bose Einstein condensates that appear to keep their distance even as they pass through one another.

BECs are clumps of a few hundred thousand lithium atoms that are cooled to within one-millionth of a degree above absolute zero, a temperature so cold that the atoms march in lockstep and act as a single "matter wave." Solitons are waves that do not diminish, flatten out or change shape as they move through space. To form solitons, Hulet's team coaxed the BECs into a configuration where the attractive forces between lithium atoms perfectly balance the quantum pressure that tends to spread them out.

The researchers expected to observe the property that a pair of colliding solitons would pass through one another without slowing down or changing shape. However, they found that in certain collisions, the solitons approached one another, maintained a minimum gap between themselves, and then appeared to bounce away from the collision.

Hulet's team specializes in experiments on BECs and other ultracold matter. They use lasers to both trap and cool clouds of lithium gas to temperatures that are so cold that the matter's behavior is dictated by fundamental forces of nature that aren't observable at higher temperatures.

To create solitons, Hulet and postdoctoral research associate Jason Nguyen, the study's lead author, balanced the forces of attraction and repulsion in the BECs.

Cameras captured images of the tiny BECs throughout the process. In the images, two solitons oscillate back and forth like pendulums swinging in opposite directions. Hulet's team, which also included graduate student De Luo and former postdoctoral researcher Paul Dyke, documented thousands of head-on collisions between soliton pairs and noticed a strange gap in some, but not all, of the experiments.

Many of the events that Hulet's team measures occur in one-thousandth of a second or less. To confirm that the "disappearing act" wasn't causing a miniscule interaction between the soliton pairs -- an interaction that might cause them to slowly dissipate over time -- Hulet's team tracked one of the experiments for almost a full second.

The data showed the solitons oscillating back and fourth, winking in and out of view each time they crossed, without any measurable effect.

"This is great example of a case where experiments on ultracold matter can yield a fundamental new insight," Hulet said. "The phase-dependent effects had been seen in optical experiments, but there has been a misunderstanding about the interpretation of those observations." [11]

Photonic molecules

Working with colleagues at the Harvard-MIT Center for Ultracold Atoms, a group led by Harvard Professor of Physics Mikhail Lukin and MIT Professor of Physics Vladan Vuletic have managed to coax photons into binding together to form molecules – a state of matter that, until recently, had been purely theoretical. The work is described in a September 25 paper in Nature.

The discovery, Lukin said, runs contrary to decades of accepted wisdom about the nature of light. Photons have long been described as massless particles which don't interact with each other – shine two laser beams at each other, he said, and they simply pass through one another.

"Photonic molecules," however, behave less like traditional lasers and more like something you might find in science fiction – the light saber.

"Most of the properties of light we know about originate from the fact that photons are massless, and that they do not interact with each other," Lukin said. "What we have done is create a special type of medium in which photons interact with each other so strongly that they begin to act as though they have mass, and they bind together to form molecules. This type of photonic bound state has been discussed theoretically for quite a while, but until now it hadn't been observed. [9]

The Electromagnetic Interaction

This paper explains the magnetic effect of the electric current from the observed effects of the accelerating electrons, causing naturally the experienced changes of the electric field potential along the electric wire. The accelerating electrons explain not only the Maxwell Equations and the Special Relativity, but the Heisenberg Uncertainty Relation, the wave particle duality and the electron's spin also, building the bridge between the Classical and Quantum Theories. [2]

Asymmetry in the interference occurrences of oscillators

The asymmetrical configurations are stable objects of the real physical world, because they cannot annihilate. One of the most obvious asymmetry is the proton – electron mass rate $M_p = 1840 M_e$ while they have equal charge. We explain this fact by the strong interaction of the proton, but how remember it his strong interaction ability for example in the H – atom where are only electromagnetic interactions among proton and electron.

This gives us the idea to origin the mass of proton from the electromagnetic interactions by the way interference occurrences of oscillators. The uncertainty relation of Heisenberg makes sure that the particles are oscillating.

The resultant intensity due to n equally spaced oscillators, all of equal amplitude but different from one another in phase, either because they are driven differently in phase or because we are looking at them an angle such that there is a difference in time delay:

$$(1) I = I_0 \sin^2 n \phi/2 / \sin^2 \phi/2$$

If ϕ is infinitesimal so that $\sin\phi = \phi$, than

$$(2) I = n^2 I_0$$

This gives us the idea of

$$(3) M_p = n^2 M_e$$

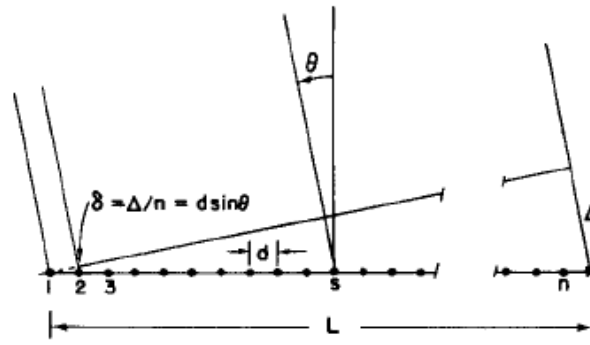


Fig. 30-3. A linear array of n equal oscillators, driven with phases $\alpha_s = s\alpha$.

Figure 1.) A linear array of n equal oscillators

There is an important feature about formula (1) which is that if the angle ϕ is increased by the multiple of 2π , it makes no difference to the formula.

So

$$(4) d \sin \theta = m \lambda$$

and we get m -order beam if λ less than d . [6]

If d less than λ we get only zero-order one centered at $\theta = 0$. Of course, there is also a beam in the opposite direction. The right choices of d and λ we can ensure the conservation of charge.

For example

$$(5) 2(m+1) = n$$

Where $2(m+1) = N_p$ number of protons and $n = N_e$ number of electrons.

In this way we can see the H_2 molecules so that $2n$ electrons of n radiate to $4(m+1)$ protons, because $d_e > \lambda_e$ for electrons, while the two protons of one H_2 molecule radiate to two electrons of them, because of $d_e < \lambda_e$ for this two protons.

To support this idea we can turn to the Planck distribution law, that is equal with the Bose – Einstein statistics.

Spontaneously broken symmetry in the Planck distribution law

The Planck distribution law is temperature dependent and it should be true locally and globally. I think that Einstein's energy-matter equivalence means some kind of existence of electromagnetic oscillations enabled by the temperature, creating the different matter formulas, atoms molecules, crystals, dark matter and energy.

Max Planck found for the black body radiation

As a function of wavelength (λ), Planck's law is written as:

$$B_{\lambda}(T) = \frac{2hc^2}{\lambda^5} \frac{1}{e^{\frac{hc}{\lambda T}} - 1}.$$

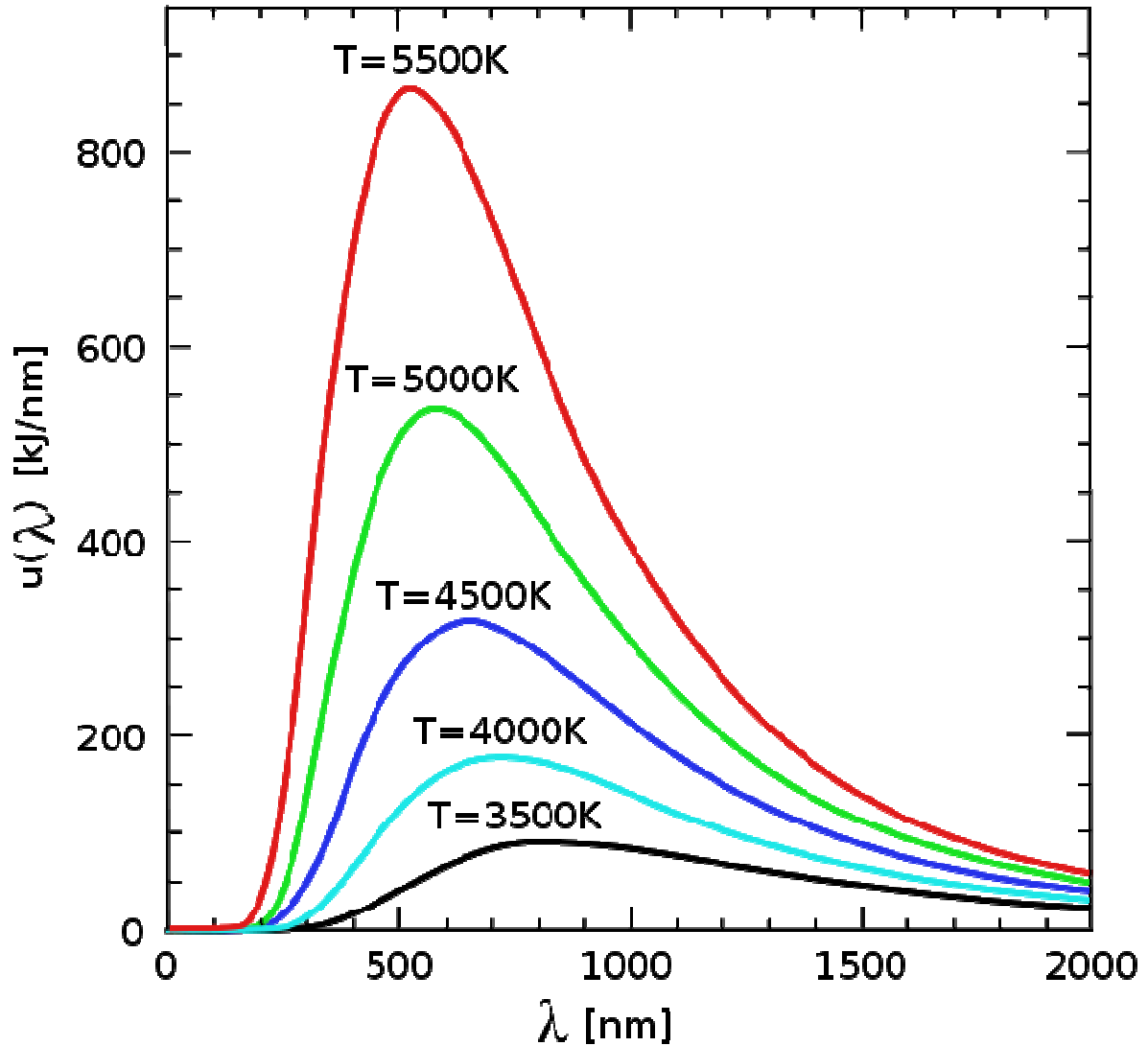


Figure 2. The distribution law for different T temperatures

We see there are two different λ_1 and λ_2 for each T and intensity, so we can find between them a d so that $\lambda_1 < d < \lambda_2$.

We have many possibilities for such asymmetrical reflections, so we have many stable oscillator configurations for any T temperature with equal exchange of intensity by radiation. All of these configurations can exist together. At the λ_{\max} is the annihilation point where the configurations are symmetrical. The λ_{\max} is changing by the Wien's displacement law in many textbooks.

$$(7) \quad \lambda_{\max} = \frac{b}{T}$$

where λ_{\max} is the peak wavelength, T is the absolute temperature of the black body, and b is a constant of proportionality called *Wien's displacement constant*, equal to $2.8977685(51) \times 10^{-3} \text{ m} \cdot \text{K}$ (2002 CODATA recommended value).

By the changing of T the asymmetrical configurations are changing too.

The structure of the proton

We must move to the higher T temperature if we want look into the nucleus or nucleon arrive to $d < 10^{-13}$ cm. If an electron with $\lambda_e < d$ move across the proton then by (5) $2(m+1) = n$ with $m = 0$ we get $n = 2$ so we need two particles with negative and two particles with positive charges. If the proton can fraction to three parts, two with positive and one with negative charges, then the reflection of oscillators are right. Because this very strange reflection where one part of the proton with the electron together on the same side of the reflection, the all parts of the proton must be quasi lepton so $d > \lambda_q$. One way dividing the proton to three parts is, dividing his oscillation by the three direction of the space. We can order $1/3$ e charge to each coordinates and $2/3$ e charge to one plane oscillation, because the charge is scalar. In this way the proton has two $+2/3$ e plane oscillation and one linear oscillation with $-1/3$ e charge. The colors of quarks are coming from the three directions of coordinates and the proton is colorless. The flavors of quarks are the possible oscillations differently by energy and if they are plane or linear oscillations. We know there is no possible reflecting two oscillations to each other which are completely orthogonal, so the quarks never can be free, however there is an asymptotic freedom while their energy are increasing to turn them to the orthogonally. If they will be completely orthogonal then they lose this reflection and take new partners from the vacuum. Keeping the symmetry of the vacuum the new oscillations are keeping all the conservation laws, like charge, number of baryons and leptons. The all features of gluons are coming from this model. The mathematics of reflecting oscillators show Fermi statistics.

Important to mention that in the Deuteron there are 3 quarks of $+2/3$ and $-1/3$ charge, that is three u and d quarks making the complete symmetry and because this its high stability.

The Pauli Exclusion Principle says that the diffraction points are exclusive!

The Strong Interaction

Confinement and Asymptotic Freedom

For any theory to provide a successful description of strong interactions it should simultaneously exhibit the phenomena of confinement at large distances and asymptotic freedom at short distances. Lattice calculations support the hypothesis that for non-abelian gauge theories the two domains are analytically connected, and confinement and asymptotic freedom coexist. Similarly, one way to show that QCD is the correct theory of strong interactions is that the coupling extracted at various scales (using experimental data or lattice simulations) is unique in the sense that its variation with scale is given by the renormalization group. [4]
Lattice QCD gives the same results as the diffraction theory of the electromagnetic oscillators, which is the explanation of the strong force and the quark confinement. [1]

The weak interaction

The weak interaction transforms an electric charge in the diffraction pattern from one side to the other side, causing an electric dipole momentum change, which violates the CP and time reversal symmetry.

Another important issue of the quark model is when one quark changes its flavor such that a linear oscillation transforms into plane oscillation or vice versa, changing the charge value with 1 or -1. This kind of change in the oscillation mode requires not only parity change, but also charge and time changes (CPT symmetry) resulting a right handed anti-neutrino or a left handed neutrino.

The right handed anti-neutrino and the left handed neutrino exist only because changing back the quark flavor could happen only in reverse, because they are different geometrical constructions, the u is 2 dimensional and positively charged and the d is 1 dimensional and negatively charged. It needs also a time reversal, because anti particle (anti neutrino) is involved.

The neutrino is a 1/2 spin creator particle to make equal the spins of the weak interaction, for example neutron decay to 2 fermions, every particle is fermions with $\frac{1}{2}$ spin. The weak interaction changes the entropy since more or less particles will give more or less freedom of movement. The entropy change is a result of temperature change and breaks the equality of oscillator diffraction intensity of the Maxwell–Boltzmann statistics. This way it changes the time coordinate measure and makes possible a different time dilation as of the special relativity.

The limit of the velocity of particles as the speed of light appropriate only for electrical charged particles, since the accelerated charges are self maintaining locally the accelerating electric force. The neutrinos are CP symmetry breaking particles compensated by time in the CPT symmetry, that is the time coordinate not works as in the electromagnetic interactions, consequently the speed of neutrinos is not limited by the speed of light.

The weak interaction T-asymmetry is in conjunction with the T-asymmetry of the second law of thermodynamics, meaning that locally lowering entropy (on extremely high temperature) causes the weak interaction, for example the Hydrogen fusion.

Probably because it is a spin creating movement changing linear oscillation to 2 dimensional oscillation by changing d to u quark and creating anti neutrino going back in time relative to the proton and electron created from the neutron, it seems that the anti neutrino fastest then the velocity of the photons created also in this weak interaction?

A quark flavor changing shows that it is a reflection changes movement and the CP- and T- symmetry breaking. This flavor changing oscillation could prove that it could be also on higher level such as atoms, molecules, probably big biological significant molecules and responsible on the aging of the life.

Important to mention that the weak interaction is always contains particles and antiparticles, where the neutrinos (antineutrinos) present the opposite side. It means by Feynman's interpretation that these particles present the backward time and probably because this they seem to move faster than the speed of light in the reference frame of the other side.

Finally since the weak interaction is an electric dipole change with $\frac{1}{2}$ spin creating, it is limited by the velocity of the electromagnetic wave, so the neutrino's velocity cannot exceed the velocity of light.

The General Weak Interaction

The Weak Interactions T-asymmetry is in conjunction with the T-asymmetry of the Second Law of

Thermodynamics, meaning that locally lowering entropy (on extremely high temperature) causes for example the Hydrogen fusion. The arrow of time by the Second Law of Thermodynamics shows the increasing entropy and decreasing information by the Weak Interaction, changing the temperature dependent diffraction patterns. A good example of this is the neutron decay, creating more particles with less known information about them.

The neutrino oscillation of the Weak Interaction shows that it is a general electric dipole change and it is possible to any other temperature dependent entropy and information changing diffraction pattern of atoms, molecules and even complicated biological living structures.

We can generalize the weak interaction on all of the decaying matter constructions, even on the biological too. This gives the limited lifetime for the biological constructions also by the arrow of time. There should be a new research space of the Quantum Information Science the 'general neutrino oscillation' for the greater than subatomic matter structures as an electric dipole change.

There is also connection between statistical physics and evolutionary biology, since the arrow of time is working in the biological evolution also.

The Fluctuation Theorem says that there is a probability that entropy will flow in a direction opposite to that dictated by the Second Law of Thermodynamics. In this case the Information is growing that is the matter formulas are emerging from the chaos. So the Weak Interaction has two directions, samples for one direction is the Neutron decay, and Hydrogen fusion is the opposite direction. [5]

Fermions and Bosons

The fermions are the diffraction patterns of the bosons such a way that they are both sides of the same thing.

The Higgs boson or Higgs particle is a proposed elementary particle in the Standard Model of particle physics. The Higgs boson's existence would have profound importance in particle physics because it would prove the existence of the hypothetical Higgs field - the simplest of several proposed explanations for the origin of the symmetry-breaking mechanism by which elementary particles gain mass. [3]

The fermions' spin

The moving charges are accelerating, since only this way can self maintain the electric field causing their acceleration. The electric charge is not point like! This constant acceleration possible if there is

a rotating movement changing the direction of the velocity. This way it can accelerate forever without increasing the absolute value of the velocity in the dimension of the time and not reaching the velocity of the light.

The Heisenberg uncertainty relation says that the minimum uncertainty is the value of the spin: $1/2 \hbar = \Delta x \Delta p$ or $1/2 \hbar = \Delta t \Delta E$, that is the value of the basic energy status.

What are the consequences of this in the weak interaction and how possible that the neutrinos' velocity greater than the speed of light?

The neutrino is the one and only particle doesn't participate in the electromagnetic interactions so we cannot expect that the velocity of the electromagnetic wave will give it any kind of limit.

The neutrino is a $1/2$ spin creator particle to make equal the spins of the weak interaction, for example neutron decay to 2 fermions, every particle is fermions with $1/2$ spin. The weak interaction changes the entropy since more or less particles will give more or less freedom of movement. The entropy change is a result of temperature change and breaks the equality of oscillator diffraction intensity of the Maxwell–Boltzmann statistics. This way it changes the time coordinate measure and makes possible a different time dilation as of the special relativity.

The source of the Maxwell equations

The electrons are accelerating also in a static electric current because of the electric force, caused by the potential difference. The magnetic field is the result of this acceleration, as you can see in [2].

The mysterious property of the matter that the electric potential difference is self maintained by the accelerating electrons in the electric current gives a clear explanation to the basic sentence of the relativity that is the velocity of the light is the maximum velocity of the matter. If the charge could move faster than the electromagnetic field than this self maintaining electromagnetic property of the electric current would be failed.

Also an interesting question, how the changing magnetic field creates a negative electric field? The answer also the accelerating electrons will give. When the magnetic field is increasing in time by increasing the electric current, then the acceleration of the electrons will increase, decreasing the charge density and creating a negative electric force. Decreasing the magnetic field by decreasing the electric current will decrease the acceleration of the electrons in the electric current and increases the charge density, creating an electric force also working against the change. In this way we have explanation to all interactions between the electric and magnetic forces described in the Maxwell equations.

The second mystery of the matter is the mass. We have seen that the acceleration change of the electrons in the flowing current causing a negative electrostatic force. This is the cause of the relativistic effect - built-in in the Maxwell equations - that is the mass of the electron growing with its acceleration and its velocity never can reach the velocity of light, because of this growing negative electrostatic force. The velocity of light is depending only on 2 parameters: the magnetic permeability and the electric permittivity.

There is a possibility of the polarization effect created by electromagnetic forces creates the negative and positive charges. In case of equal mass as in the electron-positron pair it is simply, but

on higher energies can be asymmetric as the electron-proton pair of neutron decay by weak interaction and can be understood by the Feynman graphs.

Anyway the mass can be electromagnetic energy exceptionally and since the inertial and gravitational mass are equal, the gravitational force is electromagnetic force and since only the magnetic force is attractive between the same charges, is very important for understanding the gravitational force.

The Uncertainty Relations of Heisenberg gives the answer, since only this way can be sure that the particles are oscillating in some way by the electromagnetic field with constant energies in the atom indefinitely. Also not by chance that the uncertainty measure is equal to the fermions spin, which is one of the most important feature of the particles. There are no singularities, because the moving electron in the atom accelerating in the electric field of the proton, causing a charge distribution on Δx position difference and with a Δp momentum difference such a way that they product is about the half Planck reduced constant. For the proton this Δx much less in the nucleon, than in the orbit of the electron in the atom, the Δp is much higher because of the greatest proton mass.

The Special Relativity

The mysterious property of the matter that the electric potential difference is self maintained by the accelerating electrons in the electric current gives a clear explanation to the basic sentence of the relativity that is the velocity of the light is the maximum velocity of the matter. If the charge could move faster than the electromagnetic field than this self maintaining electromagnetic property of the electric current would be failed. [8]

The Heisenberg Uncertainty Principle

Moving faster needs stronger acceleration reducing the Δx and raising the Δp . It means also mass increasing since the negative effect of the magnetic induction, also a relativistic effect!

The Uncertainty Principle also explains the proton – electron mass rate since the Δx is much less requiring bigger Δp in the case of the proton, which is partly the result of a bigger mass m_p because of the higher electromagnetic induction of the bigger frequency (impulse).

The Gravitational force

The changing magnetic field of the changing current causes electromagnetic mass change by the negative electric field caused by the changing acceleration of the electric charge.

The gravitational attractive force is basically a magnetic force.

The same electric charges can attract one another by the magnetic force if they are moving parallel in the same direction. Since the electrically neutral matter is composed of negative and positive charges they need 2 photons to mediate this attractive force, one per charges. The Big Bang caused parallel moving of the matter gives this magnetic force, experienced as gravitational force.

Since graviton is a tensor field, it has spin = 2, could be 2 photons with spin = 1 together.

You can think about photons as virtual electron – positron pairs, obtaining the necessary virtual mass for gravity.

The mass as seen before a result of the diffraction, for example the proton – electron mass ratio $M_p = 1840 M_e$. In order to move one of these diffraction maximum (electron or proton) we need to intervene into the diffraction pattern with a force appropriate to the intensity of this diffraction maximum, means its intensity or mass. [1]

The Big Bang caused acceleration created radial currents of the matter, and since the matter is composed of negative and positive charges, these currents are creating magnetic field and attracting forces between the parallel moving electric currents. This is the gravitational force experienced by the matter, and also the mass is result of the electromagnetic forces between the charged particles. The positive and negative charged currents attracts each other or by the magnetic forces or by the much stronger electrostatic forces!?

The gravitational force attracting the matter, causing concentration of the matter in a small space and leaving much space with low matter concentration: dark matter and energy.

There is an asymmetry between the mass of the electric charges, for example proton and electron, can understood by the asymmetrical Planck Distribution Law. This temperature dependent energy distribution is asymmetric around the maximum intensity, where the annihilation of matter and antimatter is a high probability event. The asymmetric sides are creating different frequencies of electromagnetic radiations being in the same intensity level and compensating each other. One of these compensating ratios is the electron – proton mass ratio. The lower energy side has no compensating intensity level, it is the dark energy and the corresponding matter is the dark matter.

The Graviton

In physics, the graviton is a hypothetical elementary particle that mediates the force of gravitation in the framework of quantum field theory. If it exists, the graviton is expected to be massless (because the gravitational force appears to have unlimited range) and must be a spin-2 boson. The spin follows from the fact that the source of gravitation is the stress-energy tensor, a second-rank tensor (compared to electromagnetism's spin-1 photon, the source of which is the four-current, a first-rank tensor). Additionally, it can be shown that any massless spin-2 field would give rise to a force indistinguishable from gravitation, because a massless spin-2 field must couple to (interact with) the stress-energy tensor in the same way that the gravitational field does. This result suggests that, if a massless spin-2 particle is discovered, it must be the graviton, so that the only experimental verification needed for the graviton may simply be the discovery of a massless spin-2 particle. [3]

What is the Spin?

So we know already that the new particle has spin zero or spin two and we could tell which one if we could detect the polarizations of the photons produced. Unfortunately this is difficult and neither ATLAS nor CMS are able to measure polarizations. The only direct and sure way to confirm that the particle is indeed a scalar is to plot the angular distribution of the photons in the rest frame of the centre of mass. A spin zero particles like the Higgs carries no directional information away from the original collision so the distribution will be even in all directions. This test will be possible when a much larger number of events have been observed. In the mean time we can settle for less certain indirect indicators.

The Casimir effect

The Casimir effect is related to the Zero-point energy, which is fundamentally related to the Heisenberg uncertainty relation. The Heisenberg uncertainty relation says that the minimum uncertainty is the value of the spin: $1/2 h = dx dp$ or $1/2 h = dt dE$, that is the value of the basic energy status.

The moving charges are accelerating, since only this way can self maintain the electric field causing their acceleration. The electric charge is not point like! This constant acceleration possible if there is a rotating movement changing the direction of the velocity. This way it can accelerate forever without increasing the absolute value of the velocity in the dimension of the time and not reaching the velocity of the light. In the atomic scale the Heisenberg uncertainty relation gives the same result, since the moving electron in the atom accelerating in the electric field of the proton, causing a charge distribution on delta x position difference and with a delta p momentum difference such a way that they product is about the half Planck reduced constant. For the proton this delta x much less in the nucleon, than in the orbit of the electron in the atom, the delta p is much higher because of the greater proton mass. This means that the electron is not a point like particle, but has a real charge distribution.

Electric charge and electromagnetic waves are two sides of the same thing; the electric charge is the diffraction center of the electromagnetic waves, quantified by the Planck constant h.

The Fine structure constant

The Planck constant was first described as the proportionality constant between the energy (E) of a photon and the frequency (ν) of its associated electromagnetic wave. This relation between the energy and frequency is called the **Planck relation** or the **Planck–Einstein equation**:

$$E = h\nu .$$

Since the frequency ν , wavelength λ , and speed of light c are related by $\lambda\nu = c$, the Planck relation can also be expressed as

$$E = \frac{hc}{\lambda}.$$

Since this is the source of Planck constant, the electric charge countable from the Fine structure constant. This also related to the Heisenberg uncertainty relation, saying that the mass of the proton should be bigger than the electron mass because of the difference between their wavelengths.

The expression of the fine-structure constant becomes the abbreviated

$$\alpha = \frac{e^2}{\hbar c}$$

This is a dimensionless constant expression, 1/137 commonly appearing in physics literature.

This means that the electric charge is a result of the electromagnetic waves diffractions, consequently the proton – electron mass rate is the result of the equal intensity of the corresponding electromagnetic frequencies in the Planck distribution law, described in my diffraction theory.

Path integral formulation of Quantum Mechanics

The path integral formulation of quantum mechanics is a description of quantum theory which generalizes the action principle of classical mechanics. It replaces the classical notion of a single, unique trajectory for a system with a sum, or functional integral, over an infinity of possible trajectories to compute a quantum amplitude. [7]

It shows that the particles are diffraction patterns of the electromagnetic waves.

Conclusions

The proposed topolaritons arise from the strong coupling of a photon and an exciton, a bound state of an electron and a hole. Their topology can be thought of as knots in their gapped energy-band structure. At the edge of the systems in which topolaritons emerge, these knots unwind and allow the topolaritons to propagate in a single direction without back-reflection. In other words, the topolaritons cannot make U-turns. Back-reflection is a known source of detrimental feedback and loss in photonic devices. The topolaritons' immunity to it may thus be exploited to build devices with increased performance. [12]

Solitons are localized wave disturbances that propagate without changing shape, a result of a nonlinear interaction that compensates for wave packet dispersion. Individual solitons may collide, but a defining feature is that they pass through one another and emerge from the collision unaltered in shape, amplitude, or velocity, but with a new trajectory reflecting a discontinuous jump. This remarkable property is mathematically a consequence of the underlying integrability of the one-dimensional (1D) equations, such as the nonlinear Schrödinger equation, that describe solitons in a variety of wave contexts, including matter waves^{1, 2}. Here we explore the nature of soliton collisions using Bose–Einstein condensates of atoms with attractive interactions confined to a quasi-1D waveguide. Using real-time imaging, we show that a collision between solitons is a complex event

that differs markedly depending on the relative phase between the solitons. By controlling the strength of the nonlinearity we shed light on these fundamental features of soliton collisional dynamics, and explore the implications of collisions in the proximity of the crossover between one and three dimensions where the loss of integrability may precipitate catastrophic collapse. [10]

"It's a photonic interaction that's mediated by the atomic interaction," Lukin said. "That makes these two photons behave like a molecule, and when they exit the medium they're much more likely to do so together than as single photons." To build a quantum computer, he explained, researchers need to build a system that can preserve quantum information, and process it using quantum logic operations. The challenge, however, is that quantum logic requires interactions between individual quanta so that quantum systems can be switched to perform information processing. [9]

The magnetic induction creates a negative electric field, causing an electromagnetic inertia responsible for the relativistic mass change; it is the mysterious Higgs Field giving mass to the particles. The Planck Distribution Law of the electromagnetic oscillators explains the electron/proton mass ratio by the diffraction patterns. The accelerating charges explain not only the Maxwell Equations and the Special Relativity, but the Heisenberg Uncertainty Relation, the wave particle duality and the electron's spin also, building the bridge between the Classical and Relativistic Quantum Theories. The self-maintained electric potential of the accelerating charges equivalent with the General Relativity space-time curvature, and since it is true on the quantum level also, gives the base of the Quantum Gravity. The electric currents causing self-maintaining electric potential is the source of the special and general relativistic effects. The Higgs Field is the result of the electromagnetic induction. The Graviton is two photons together.

References

- [1] http://www.academia.edu/3834454/3_Dimensional_String_Theory
- [2] http://www.academia.edu/3833335/The_Magnetic_field_of_the_Electric_current
- [3] http://www.academia.edu/4158863/Higgs_Field_and_Quantum_Gravity
- [4] http://www.academia.edu/4196521/The_Electro-Strong_Interaction
- [5] http://www.academia.edu/4221717/General_Weak_Interaction
- [6] The Feynman Lectures on Physics p. 274 (30.6)
Author: Richard Phillips Feynman
Publisher: Addison Wesley Longman (January 1970)
ISBN-10: **0201021153** | ISBN-13: **978-0201021158**
- [7] Path Integral Formulation of Quantum Mechanics
http://en.wikipedia.org/wiki/Path_integral_formulation
- [8] https://www.academia.edu/4215078/Accelerated_Relativity
- [9] <http://phys.org/news/2013-09-scientists-never-before-seen.html>

- [10] <http://www.nature.com/nphys/journal/vaop/ncurrent/full/nphys3135.html>
- [11] <http://www.sciencedaily.com/releases/2014/11/141102160109.htm>
- [12] <http://physics.aps.org/synopsis-for/10.1103/PhysRevX.5.031001>
- [13] Quantum dots enhance light-to-current conversion in layered semiconductors
<http://phys.org/news/2016-04-quantum-dots-light-to-current-conversion-layered.html>
- [14] New nanodevice shifts light's color at single-photon level
<http://phys.org/news/2016-04-nanodevice-shifts-single-photon.html>
- [15] Novel metasurface revolutionizes ubiquitous scientific tool
<http://phys.org/news/2016-01-metasurface-revolutionizes-ubiquitous-scientific-tool.html>
- [16] Physicists discover a new form of light
<http://phys.org/news/2016-05-physicists.html>
- [17] Liquid Light with a Whirl
<http://physics.aps.org/articles/v9/88>
- [18] Researchers have created quantum states of light whose noise level has been “squeezed” to a record low.
<http://physics.aps.org/synopsis-for/10.1103/PhysRevLett.117.110801>
- [19] Synopsis: Twisting in Thin Air
<http://physics.aps.org/synopsis-for/10.1103/PhysRevLett.117.123604>
- [20] Towards stable propagation of light in nano-photonic fibers
<http://phys.org/news/2016-09-stable-propagation-nano-photonic-fibers.html>
- [21] Optical forces used to make rewritable 3-D holographic materials
<http://phys.org/news/2016-09-optical-rewritable-d-holographic-materials.html>
- [22] Lego-like wall produces acoustic holograms
<http://phys.org/news/2016-10-lego-like-wall-acoustic-holograms.html>
- [23] Full-circle viewing: 360-degree electronic holographic display
<http://phys.org/news/2016-10-full-circle-viewing-degree-electronic-holographic.html>
- [24] Move over, lasers: Scientists can now create holograms from neutrons, too
<http://phys.org/news/2016-10-lasers-scientists-holograms-neutrons.html>

