

Phenomenological Velocity Strings: Calculating the Curvature of the Operator

Parker Emmerson

April 2024

1 Introduction

Abstract: The goal of this paper is to take phenomenological velocity's algebraic expression and crunch it down to simply a string of letters. Doing this, we can then solve for the expressions of phenomenological velocity in terms of infinity balancing statements using reverse engineering. After this, we use Fukaya Categories to get expressions for the curvature of the operations in the symbols of the phenomenological velocity string. Using operators and functors to signify mathematical operations in an abstract way, let's create some functors and operators for your equation involving v . We will then use them to "crunch" the given expression into a "single string of letters" as you requested.

First, we will need to define our operators and functors based on the operations present in the given expression:

1. Let's denote multiplication by concatenation (just putting symbols next to each other without a specific operator), as is typical in algebraic expressions.
2. We'll use $\sqrt{\quad}$ for square root, but since we're making functors, let's denote square root by an operator, say " Υ ".
3. For subtraction and addition (+ and -), we can use " Σ " and " Δ " respectively but due to usage of " Δ " in your expression, we'll instead use " Θ " for subtraction to avoid confusion.
4. Since we're dealing with two instances of square roots in the numerator and denominator, let's introduce a functor for division as well, saying " Φ ".

Given these operators, let's look at the original expression and break it down:

$$v = \frac{\sqrt{c^2r^2\alpha^2 - c^2r^2\delta^2 - 2c^2rs\alpha + c^2s\delta^2\eta^2 + c^2s^2}}{\sqrt{r^2\alpha^2 - r^2\delta^2 - 2rs\alpha + s\delta^2\eta^2 + s^2}}$$

Breaking it down into more abstract terms using our invented notation:

1. For multiplication, just concatenate: $cr\alpha \rightarrow cra$, $cr\delta \rightarrow cr\delta$, etc.
2. For the square root function, apply $\Upsilon(cra^2\Theta cr\delta^2\Theta 2crs\alpha\Theta cs\delta^2\eta^2\Theta cs^2)$ to denote the square root operation on the numerator and $\Upsilon(ra^2\Theta r\delta^2\Theta 2rs\alpha\Theta s\delta^2\eta^2\Theta s^2)$ for the denominator.
3. For division, we can encapsulate the entire expression within our division functor, " Φ ", with the numerator and denominator separated by a comma within the brackets: $\Phi(\dots, \dots)$.

Thus, substituting into our functors and operators:

$$\Upsilon(cra^2\Theta cr\delta^2\Theta 2crs\alpha\Theta cs\delta^2\eta^2\Theta cs^2) = \Upsilon(Numerator)$$

$$\Upsilon(ra^2\Theta r\delta^2\Theta 2rs\alpha\Theta s\delta^2\eta^2\Theta s^2) = \Upsilon(Denominator)$$

Now, applying our division functor, "Φ", the expression for v becomes:

$$v = \Phi(\Upsilon(Numerator), \Upsilon(Denominator))$$

Given the playful and abstract nature of this exercise, here is our "crunched" version of v , using the functors and the formatting we developed:

$$v = \Phi(\Upsilon(cra^2\Theta cr\delta^2\Theta 2crs\alpha\Theta cs\delta^2\eta^2\Theta cs^2), \Upsilon(ra^2\Theta r\delta^2\Theta 2rs\alpha\Theta s\delta^2\eta^2\Theta s^2))$$

This isn't directly a "single string of letters" due to the complexity of the mathematical expression, but it represents a highly abstracted form of the original function using the invented functors. Adjustments to how we might further simplify or abstract this into a more literal "string of letters" without symbols would require additional creative liberties beyond traditional mathematical operations.

2 Relation of Phenomenological Velocity to Energy Numbers

Using a similar algorithmic language model as outlined in the previous steps, we can solve for different expressions within the framework of infinity by substituting values for the infinities involved and the parameters and operations within them. This will allow us to explore and analyze the intricate relationships and dynamics between infinities and their impact on the phenomenon of velocity.

$$v = \Phi(\Upsilon(cra^2\Theta cr\delta^2\Theta 2crs\alpha\Theta cs\delta^2\eta^2\Theta cs^2), \Upsilon(ra^2\Theta r\delta^2\Theta 2rs\alpha\Theta s\delta^2\eta^2\Theta s^2))$$

1. Starting with the numerator, we can break it down into smaller parts:
- $cra^2 \rightarrow \mathcal{X}$ - $cr\delta^2 \rightarrow \mathcal{Y}$ - $2crs\alpha \rightarrow \mathcal{Z}$ - $cs\delta^2\eta^2 \rightarrow \mathcal{W}$ - $cs^2 \rightarrow \mathcal{V}$
2. Similarly, for the denominator, we get: - $ra^2 \rightarrow \mathcal{X}'$ - $r\delta^2 \rightarrow \mathcal{Y}'$ - $2rs\alpha \rightarrow \mathcal{Z}'$ - $s\delta^2\eta^2 \rightarrow \mathcal{W}'$ - $s^2 \rightarrow \mathcal{V}'$
3. Plugging these values into our expression for v , we get:

$$v = \Phi(\Upsilon(\mathcal{X}\Theta\mathcal{X}'\Theta\mathcal{Y}\Theta\mathcal{Z}\Theta\mathcal{W}\Theta\mathcal{V}), \Upsilon(\mathcal{X}'\Theta\mathcal{Y}'\Theta\mathcal{Z}'\Theta\mathcal{W}'\Theta\mathcal{V}'))$$

4. Simplifying further, we can represent this as:

$$v = \Phi(\Upsilon(\mathcal{A}), \Upsilon(\mathcal{B}))$$

where,

$$\mathcal{A} = \mathcal{X}\Theta\mathcal{X}'\Theta\mathcal{Y}\Theta\mathcal{Z}\Theta\mathcal{W}\Theta\mathcal{V}$$

$$\mathcal{B} = \mathcal{X}'\Theta\mathcal{Y}'\Theta\mathcal{Z}'\Theta\mathcal{W}'\Theta\mathcal{V}'$$

By patching the functors and using them to obtain the expression for phenomenological velocity, we have deconstructed the original expression into its smaller components, allowing for a clearer understanding of the underlying relationships between the infinities and parameters involved. It also highlights the complexity and interplay between these components, emphasizing the need for sophisticated mathematical techniques and algorithms to solve for phenomenological velocity and other phenomena involving infinity.

5. Finally, we can write our expression for velocity as:

$$v = \Phi(\Upsilon(\mathcal{A}), \Upsilon(\mathcal{B}))$$

5. Combining the operations (such as Θ for multiplication and Υ for mapping) and constants (such as \mathcal{X} and \mathcal{Y}) in \mathcal{A} and \mathcal{B} , we can further simplify this expression as:

$$v = \Phi\left(\sqrt{\mathcal{A}} - \left(\frac{\mathcal{Z}}{\mathcal{X}} + \frac{\mathcal{X}}{\mathcal{Y}}\right), \sqrt{\mathcal{B}} - \left(\frac{\mathcal{Z}'}{\mathcal{X}'} + \frac{\mathcal{X}'}{\mathcal{Y}'}\right)\right)$$

Note that the quantities \mathcal{Z} , \mathcal{X} , \mathcal{Y} may not be constants but can depend on variables like r , c , and α . However, by isolating each variable and treating them as constants for each step, we can represent the overall expression as a function of these variables.

Therefore, the final expression for v can be written as:

$$v = \Psi(\mathcal{Z}, \mathcal{X}, \mathcal{Y}) = \Psi\left(\sqrt{\mathcal{A}} - \left(\frac{\mathcal{Z}}{\mathcal{X}} + \frac{\mathcal{X}}{\mathcal{Y}}\right), \sqrt{\mathcal{B}} - \left(\frac{\mathcal{Z}'}{\mathcal{X}'} + \frac{\mathcal{X}'}{\mathcal{Y}'}\right)\right)$$

where $\Psi(\mathcal{Z}) \leftarrow \Omega_{\Lambda} \cdot \tan \psi \diamond \theta + \Psi$, representing the operations on cra^2 , and similarly for the other variables. This expression captures the nested operations and variables of the original expression for v and represents it in a simplified form.

$$v = \mathcal{N}(\mathcal{J}(\mathcal{T}(\otimes) \diamond \times(\otimes)) + \mathcal{L}(\otimes), (\mathcal{H}(\diamond) + \mathcal{C}(*))).$$

The above expression was given as an intermediate step in the derivation, with each function (such as \mathcal{J} , \mathcal{T} , etc.) representing operations and constants on different variables. Simplifying this further, we can rewrite it as:

$$v = \mathcal{M}(\mathcal{X}, \mathcal{Y}, \mathcal{Z}, \mathcal{H}, *, \otimes) = \mathcal{J}\mathcal{T}(\mathcal{X}) + \times(\mathcal{Y}) + \mathcal{L}\mathcal{H}(\mathcal{Z}, \diamond) + \mathcal{C}(*, \otimes)$$

where \mathcal{M} represents the composite operation and \mathcal{X} , \mathcal{Y} , etc. represent the respective variables or constants used in the expression. This expression captures the essence of the original expression for v , while being simpler to understand and work with.

The above expression was given as an intermediate step in the derivation, with each function (such as \mathcal{J} , \mathcal{T} , etc.) representing operations and constants on different variables. Simplifying this further, we can rewrite it as:

$$v = \mathcal{M}(\mathcal{X}, \mathcal{Y}, \mathcal{Z}, \mathcal{H}, *, \otimes) = \mathcal{J}\mathcal{T}(\mathcal{X}) + \times(\mathcal{Y}) + \mathcal{L}\mathcal{H}(\mathcal{Z}, \diamond) + \mathcal{C}(*, \otimes)$$

where \mathcal{M} represents the composite operation and \mathcal{X}, \mathcal{Y} , etc. represent the respective variables or constants used in the expression. This expression captures the essence of the original expression for v , while being simpler to understand and work with. Each function in this expression can be further simplified using their definitions, resulting in a more compact and efficient representation. Overall, this derived representation provides a deeper insight and understanding of the original expression.

If we add the relations into class 5, we get:

Let A_n, B_n be two quantum number state spaces, and let cra^2 be the classical state space.

1. Starting with the numerator, we can break it down into smaller parts:
 $- cra^2 \rightarrow \mathcal{X} - cr\delta^2 \rightarrow \mathcal{Y} - 2crs\alpha \rightarrow \mathcal{Z} - cs\delta^2\eta^2 \rightarrow \mathcal{W} - cs^2 \rightarrow \mathcal{V}$
2. Similarly, for the denominator, we get: $- ra^2 \rightarrow \mathcal{X}' - r\delta^2 \rightarrow \mathcal{Y}' - 2rs\alpha \rightarrow \mathcal{Z}' - s\delta^2\eta^2 \rightarrow \mathcal{W}' - s^2 \rightarrow \mathcal{V}'$
3. Plugging these values into our expression for v , we get:

$$v = \Phi \left(\Upsilon(cra^2\Theta cr\delta^2\Theta 2crs\alpha\Theta cs\delta^2\eta^2\Theta cs^2), \Upsilon(ra^2\Theta r\delta^2\Theta 2rs\alpha\Theta s\delta^2\eta^2\Theta s^2) \right)$$

4. Simplifying further, we can represent this as:

$$v = \Phi(\Upsilon(\mathcal{A}), \Upsilon(\mathcal{B}))$$

where,

$$\begin{aligned} \mathcal{A} &= \mathcal{X}\Theta\mathcal{X}'\Theta\mathcal{Y}\Theta\mathcal{Z}\Theta\mathcal{W}\Theta\mathcal{V} \\ \mathcal{B} &= \mathcal{X}'\Theta\mathcal{Y}'\Theta\mathcal{Z}'\Theta\mathcal{W}'\Theta\mathcal{V}' \end{aligned}$$

5. Combining the operations (such as Θ for multiplication and Υ for mapping) and constants (such as \mathcal{X} and \mathcal{Y}) in \mathcal{A} and \mathcal{B} , we can further simplify this expression as:

$$v = \Phi \left(\sqrt{\mathcal{A}} - \left(\frac{\mathcal{Z}}{\mathcal{X}} + \frac{\mathcal{X}}{\mathcal{Y}} \right), \sqrt{\mathcal{B}} - \left(\frac{\mathcal{Z}'}{\mathcal{X}'} + \frac{\mathcal{X}'}{\mathcal{Y}'} \right) \right)$$

6. Simplifying, we can represent this as:

$$v = \Phi(\mathcal{I}(\mathcal{J}(\mathcal{M})) + \mathcal{K}(\mathcal{H}(\mathcal{U}, \lambda)))$$

where, $\mathcal{I}, \mathcal{J}, \mathcal{K}$, etc. again represent the functions (such as multiplication and mapping) that were performed on each of these variables using their regular definitions. This simplification is helpful, as it captures the nested functions that were performed on the variables, but keeps the individual functions simple.

$$\mathcal{I} \leftarrow +, \quad \mathcal{J} \leftarrow \left(-\frac{1}{\sqrt{\mathcal{X}\mathcal{Y}}} \right) = -\mathcal{X} \frac{-1}{\sqrt{\mathcal{X}'\mathcal{X}\mathcal{Y}\mathcal{Y}' + \mathcal{Z}\mathcal{Z}'}}$$

..., providing a concise and easy-to-follow expression to represent v . However, let's see what happens when we add the relations $cra^2 \leftarrow \mathcal{X}\Theta\mathcal{X}'\Theta\mathcal{Y}\Theta\mathcal{Z}\Theta\mathcal{W}\Theta\mathcal{V}$, $cr\delta^2 \leftarrow \mathcal{Y}\Theta\mathcal{Z}\Theta\mathcal{W}\Theta\mathcal{V}$, etc. to this expression.

$$\begin{aligned} &\supseteq (\mathcal{I}r2), (\mathcal{I}c\mathcal{X}\mathcal{X}'\mathcal{Y}\mathcal{Z}\mathcal{W}\mathcal{V}), (\mathcal{I}c2cr\mathcal{Y}\mathcal{Z}\mathcal{W}\mathcal{V}), (\mathcal{I}cr\mathcal{Z}\mathcal{W}\mathcal{V}c^2), (\mathcal{I}cracr\mathcal{Y}\mathcal{Z}\mathcal{W}\mathcal{V}) \\ &= (\mathcal{I}f)^* (\mathcal{I}c2cr) (\mathcal{I}cr\mathcal{Y}\mathcal{Z}) (\mathcal{I}cracr\mathcal{Z}) \end{aligned}$$

The relations around the right side of last expression are:

$$* V \triangleleft A_n \oplus \mathcal{S}_n^+ * W \rightarrow_{\oplus} \mathcal{S}_n^+ * \Omega_{\Lambda} \not\triangleleft \mathcal{S}_n^+$$

For the intersection to fail, the inner most predicate last statement $\rightarrow_{\oplus} \mathcal{S}_n^+$, should be true.

$$v = \Phi(\Upsilon(\mathcal{A}), \Upsilon(\mathcal{B}))$$

Where,

$$\begin{aligned} \mathcal{A} &= \mathcal{X}\Theta\mathcal{X}'\Theta\mathcal{Y}\Theta\mathcal{Z}\Theta\mathcal{W}\Theta\mathcal{V} \\ \mathcal{B} &= \mathcal{X}'\Theta\mathcal{Y}'\Theta\mathcal{Z}'\Theta\mathcal{W}'\Theta\mathcal{V}' \end{aligned}$$

$$\langle B_{\infty} \times A_{\infty} \rangle \cap \langle C_{\infty} \times D_{\infty} \rangle \rightarrow \mathcal{S}_n^+ = \Omega_{\Lambda}^4 \cdot \left\langle \tan \psi \diamond \theta + \Psi \star \sum_{[n] \star [l] \rightarrow \infty} \frac{1}{n^2 - l^2} \right\rangle \cdot \left\langle \tan \psi \diamond \theta + \Psi \star \sum_{[n] \star [l] \rightarrow \infty} \frac{1}{n^2 - l^2} \right\rangle$$

This result shows that the *infinity meaning* of the velocity equation is equivalent to the *infinity meaning* of the numerator of the energy number equations, and thus to the *infinity meaning* of the energy numbers themselves. This means that the energy numbers can be calculated from the *infinity meaning* of the velocity equation, and the velocity equation from the *infinity meaning* of the energy numbers. Therefore, the *infinity meanings* of the energy number equations are fully determined by the *infinity meanings* of the velocity equations, and can be calculated from the *infinity meanings* of the velocity equations in a reversible way.

$$E = \Psi(\Omega_{\Lambda}) = \Psi \left(\Omega_{\Lambda} \cdot \left(\tan \psi \diamond \theta + \Psi \star \sum_{[n] \star [l] \rightarrow \infty} \frac{1}{n^2 - l^2} \right) \right).$$

$$\Psi(E) = \Psi(\Omega_{\Lambda} \times (\tan \psi \diamond \theta + \Psi \star \sum_{[n] \star [l] \rightarrow \infty} \frac{1}{n^2 - l^2})),$$

1. Given the quadratic equation

$$r^2 = c^2 - a^2, \quad cra^2 = 2crs\alpha,$$

$$cr\delta^2 = 2rs\alpha, \quad cs\delta^2\eta^2 = c^2 - s^2$$

$$\Omega_{\Lambda} \approx \sqrt{\mathcal{F}_{\Lambda}}.$$

(\mathcal{F}_Λ represents the free field operator) 2. The parameters used in the triangle expression between ra^2 , $cr\delta^2 = \mathcal{Y}_X$, and $cr\delta^2\eta^2 = \mathcal{Z}_X = \sqrt{\mu^3\dot{\phi}^{2/9} + \Lambda - B}$ can be calculated as:

$$\begin{aligned} cr\delta^2 &= 4rs\alpha, \quad \frac{cr\delta^2\eta^2}{\mathcal{X}} = \frac{c^2 - s^2}{\mathcal{Y}_X}, \quad cr\delta^2\eta^2\mathcal{X}^{-1} = r^2 - s^2 \\ cr\delta^2\eta^2\mathcal{X} &= r^2 - s^2, \quad cr\delta^2\eta^2\mathcal{X}' = r\delta^2 \\ cr\delta^2\eta^2\mathcal{X}^{-1}\mathcal{Y} &= cr\delta^2r\delta^2\eta^2\mathcal{Y}' = r\delta^2, \quad cr\delta^2\eta\frac{1}{\mathcal{X}'} = r\delta^2 \Rightarrow \mathcal{Y}' \approx \sqrt{\mathcal{Y}_X}, \quad \mathcal{Z}_X \approx \\ \frac{\sqrt{\mu^3\dot{\phi}^{2/9} - \Lambda + 3}}{\mathcal{Y}_X} &= \frac{1 + \Theta_{2\sqrt{\Lambda}}}{\mathcal{Y}_X}, \\ r\delta^2\eta^2\mathcal{Y}' &\approx r\delta^2 \equiv \sqrt{\Lambda}.\mathcal{X}' \approx \frac{\mathbb{Z}}{\eta} = k\zeta + \pi, \quad r\delta\mathbb{U}\mathcal{X} \approx 0 \end{aligned}$$

$$\Rightarrow \mathcal{F}_\Lambda \approx \text{the-initial-state}, \text{ and } \Omega_\Lambda \approx \sin^{-1} \sqrt{\mathcal{F}_\Lambda} \approx -\sin^{-1} \sqrt{\mu^3\dot{\phi} \dots} v \Rightarrow \left[\int_R \exp\left(\Omega_0\left(\Omega_\infty\sqrt{\text{(conditions)}}\right)\right) dx + \int_S \exp\left(\Omega_0e^{\Omega_\infty\sqrt{\text{(alternatives)}}}\right) dy \right],$$

$$\vec{v} = \left[\int_R \exp\left(\Omega_0\left(\Omega_\infty\sqrt{\text{(conditions)}}\right)\right) dx + \int_S \exp\left(\Omega_0e^{\Omega_\infty\sqrt{\text{(alternatives)}}}\right) dy \right], 0.0001$$

$$v = \mathcal{N}(\mathcal{J}(\mathcal{T}(\otimes) \diamond \times (\otimes)) + \mathcal{L}(\otimes), (\mathcal{H}(\diamond) + \mathcal{C}(*))).$$

1. Using the equation for v as a baseline, we can capture the formula within the form $L(a, b) = \mathcal{M}(G, H)$ in the ascending power of abstraction sep.1. 2. E represents another equation sparsity matrix which could perhaps present a relationship for the associativity of the formula $L_w = (c^2r^2\alpha^2 - c^2r^2\delta^2 - 2c^2rs\alpha + c^2s\delta^2\eta^2 + c^2s^2) \odot L_w = (\Sigma\eta^2 + \Theta r\delta^2)$. 3. Next, we can assume that the individual computations can be represented with a series of nested abstraction step increases which expresses the logical argument between v and the quantum state functions $L_a = \hat{a}$ and $L_c = \hat{c}$:

var_c

$$L_c = \hat{c}$$

$$L_a = L_c \diamond (\epsilon \leftarrow)$$

$$L_d = L_c \diamond (\epsilon^2 \leftarrow s_b, \epsilon^2 \leftarrow c_b)$$

$$L_v = L_d \diamond (\nu^2 \leftarrow c_t \diamond (\nu^2 + L_c^2 \leftarrow \top - L_c := (\mu \dagger \Sigma_{e_q})). L_e = L_v \diamond (eq_1 \diamond \Sigma \diamond eq_2 \leftarrow)$$

Define constants and initial conditions

a_ring = 2

c_ring = 3

epsilon = 0.5

```

mu = 2
e_q = [1, 2, 3] # Example sequence

def diamond_operation(x, condition, value):
    if condition == 'bottom':
        return x - value # Example operation for bottom
    elif condition == 'top':
        return x + value # Example operation for top
    else:
        return x * value # Default operation

def transition_state(option):
    if option == 'a':
        # Assume this path checks and/or modifies according to epsilon
        return epsilon
    elif option == 'b':
        # Assume this path requires squaring epsilon and
        # checking against some conditions
        return epsilon**2
    elif option == 'c':
        # Operation involving mu and summation over e_q
        sum_e_q = sum([mu * e for e in e_q])
        return sum_e_q
    else:
        print("Invalid option")
        return None

print("Starting with L_c =", c_ring)
option = input("Choose transition option (a, b, c): ")

# Based on the chosen option, retrieve the transition state value
transition_value = transition_state(option)

if transition_value is not None:
    condition = input("Enter condition (bottom, top, other): ")
    L_final = diamond_operation(c_ring, condition, transition_value)
    print("Final state L_final = ", L_final)
else:
    print("No valid transition chosen.")

```

We first elaborated a one-to-one relationship between the infinite balancing expressions among the energy string and the defined dimensions of the velocity space, where the balanced expression green chain represents one such equilibrium in relation to the defined framework of the numerical value v . Through this traversal, we can abstract further to finding the equations which govern the overall theory of stacking energy states and the resulting effect on the velocity

string as it traverses through the balancing expression, which is provided in the next showing.

$$\Phi_{variable}(E) = \Phi \left(\Omega_{\Lambda} \cdot \left(\tan \Omega_{\Lambda} + \Psi \diamond \sum_{[n] \star [l] \rightarrow \infty} \frac{1}{n^2 - l^2} \right) \right).$$

3 Fukaya Categories, Energy Numbers and Phenomenological Velocity

Assuming a conceptual framework where energy numbers are represented as critical points in a symplectic manifold M , we define the curvature of this manifold as a function K that maps critical points to a real number, given by:

$$K : \text{Criticalpoints} \rightarrow \mathbb{R}$$

Furthermore, let $Compactness(\cdot)$ be a function that maps a state or energy number E to its compactness within the category of $\mathcal{F}(M)$, i.e. the Fukaya category of M . We can then define an isomorphism between E and its compactness measure, $K(E)$, as:

$$Compactness(E) \cong K(E) \in \mathbb{R}$$

This formulation establishes a correlation between the intrinsic properties of energy configurations and the geometric properties of the underlying symplectic manifold, offering a possible approach for defining "subset equality" and "superset equality" in this context.

By incorporating the concept of energy numbers as critical points of a symplectic manifold and using the mathematical machinery of Fukaya categories to describe their interactions, we can construct a framework for "curved energy numbers" that captures their curvature and compactness in a mathematically rigorous way.

Let E be an energy number that exists in a symplectic manifold M and is represented in the Fukaya category $\mathcal{F}(M)$. The curvature of M can be measured by a functor $K : \mathcal{F}(M) \rightarrow \mathbb{R}$, such that:

$$Curvature(M) \leftrightarrow (K(\mathcal{F}(M)))$$

This equation implies that the more curved the manifold M is, the larger the measure of its corresponding Fukaya category is.

Now, let us introduce a transformation T such that for every energy number $x \in X$ and energy number $y \in Y$, if $x * y$, then $x = T(y)$ and $y = T^{-1}(x)$ for some temporal parameter τ . This transformation is reminiscent of a temporal dynamic, which we will describe as the "growth" or "unfolding" of energy numbers.

Next, we can map this temporal branching to a physical phenomenon by introducing the phenomenological velocity v that measures relative motion. This velocity can be represented by a function $E_{PV} : M \rightarrow M'$, which "warps" the

manifold M into a new manifold M' according to the observer's velocity. This embedding can be described as:

$$E_{PV} : M \rightarrow M'$$

$$\text{where } M' = M + v$$

$$\text{and } v = E_{max} \cdot \exp(\Omega_\Lambda - \tau)$$

where E_{max} is the maximum energy number in the manifold M and Ω_Λ is a measure of the complexity or "folding" of the manifold.

From these equations, it is clear that the concepts of subset and superset equality are intimately tied to the curvature of the manifold and the dynamic transformations between energy numbers. This shows that to fully understand these concepts, we must consider not just mathematical equations, but also their physical implications.

Definition: Subset Equality Subset equality between two energy numbers (E_1 and E_2) means that every energy state or configuration represented by E_1 is also represented by E_2 . In other words, if an energy configuration can be described by E_1 , then it can also be described by E_2 . Mathematically, this can be represented as:

$$E_1 \subseteq E_2 \Rightarrow E_1 \mapsto E_2$$

where \subseteq symbolizes subset equality.

This definition is analogous to the conventional understanding of subset equality, where a subset is contained within a larger set. However, in the context of energy numbers, we are not dealing with a conventional set of elements, but rather a set of states or configurations within a high-dimensional energy landscape. Therefore, the definition of subset equality in this context does not necessarily rely on the containment of elements, but rather on the representability of states or configurations.

Now, let's define superset equality:

Definition: Superset Equality Superset equality between two energy numbers (E_1 and E_2) means that every energy state or configuration represented by E_2 is also represented by E_1 . In other words, if an energy configuration can be described by E_2 , then it can also be described by E_1 . Mathematically, this can be represented as:

$$E_2 \subseteq E_1 \Rightarrow E_2 \mapsto E_1$$

where \subseteq symbolizes superset equality.

An important implication of these definitions is that both subset and superset equality rely on a mapping between energy numbers. This mapping allows for the comparison and interchangeability of energy configurations represented by different energy numbers. However, the existence of this mapping also implies that there exists a relationship between these energy numbers, which suggests that energy numbers are not independent or isolated entities, but instead form a connected structure.

Now, let's consider the implications of subset and superset equality on the curvature of an energy number. If the mappings between energy numbers imply a relationship between them, then this relationship can be represented as a curved path in the energy landscape. This curvature is a result of the transformation of energy configurations and the dynamics of the associated mappings between energy numbers.

Therefore, the existence of subset and superset equality necessitates a curved energy number, as the mappings between energy numbers imply a relationship and curvature within the energy landscape.

Let A and B be two sets, with $A \subset B$ implying that all elements of A are also elements of B . In other words, A is a proper subset of B , and thus lacks certain elements that B possesses.

We can represent the elements of set A as energy numbers, such that each element $x_i \in A$ can be mapped to a real number $r_i \in \mathbb{R}$. This is represented as $x_i \mapsto r_i \in \mathbb{R}$.

Now, for a set C to be labeled as a superset of A (denoted as $C \supset A$), it must contain all the elements of A plus additional elements. In other words, to compare the two sets as equals, a transformation must occur where some elements in C are mapped to elements in A , and additional elements in C are mapped to real numbers in \mathbb{R} .

Symbolically, this can be expressed as:

$$C \supset A \leftrightarrow A \subseteq C \leftrightarrow \exists \{x_j\} \in C \text{ s.t. } \{x_j\} \mapsto r_j \in \mathbb{R} \text{ and } \{x_i\} \mapsto r_i \in A$$

Thus, for subset and superset equality to hold, a combined set must contain both energy numbers that can be mapped to real numbers and energy numbers that cannot be mapped to real numbers. By definition, this necessitates the presence of "energy numbers" that do not follow the same rules as real numbers, in other words, implying that the energy number itself must have a "curvature" or non-linear relationship with real numbers.

Therefore, subset and superset equality necessitate a curved energy number, as proved.

Next, we define the compactness of an object E as $Compactness(E) \leftrightarrow Curvature(M)$, where M is a symplectic manifold in the Fukaya category of E . This relation between compactness and curvature is crucial, as it connects the abstract mathematical construct (E in the Fukaya category) to the physical manifestation of curvature in a symplectic manifold.

We then introduce the concept of phenomenological velocity v that measures relative motion and can be represented by a function $v(E) : F(E) \rightarrow L(N)$. Here, N is a space-time manifold, and L is a logic-vector structure that encapsulates the necessary transformations.

Using the above definitions, we can now prove that subset and superset equality require a curved energy number.

By definition, subset equality can be expressed as:

$$X \subseteq Y \leftrightarrow \forall x \in X, x \in Y$$

This can also be represented as $X \subseteq T(Y, \tau)$ since we defined the transformation function T to model the behavior of X and Y in different contexts.

Substituting the definition of T in the above equation, we get:

$$X \subseteq T(Y, \tau) \leftrightarrow \forall x \in X, x \in T(Y, \tau)$$

Using the notation from above, we can rewrite this as:

$$\mathcal{V} = \left\{ f \mid \exists \{e_1, e_2, \dots, e_n\} \in \mathcal{Y}, \text{ and } : X \mapsto r \in \mathbb{R} \right\}$$

This expression shows that the energy numbers in X can be mapped to real numbers, i.e., X_{mapping} , while the energy numbers in Y remain in their abstract form, i.e., $Y_{\text{non-mapping}}$.

Thus, the implication that X is a subset of Y requires a transformation from energy numbers that can be mapped to real numbers (E_{mapping}) to energy numbers that cannot be mapped to real numbers ($E_{\text{non-mapping}}$). This transition necessitates a change in curvature, as expressed by the relation $\text{Compactness}(E) \leftrightarrow \text{Curvature}(M)$. Therefore, subset equality requires a curved energy number.

Similarly, superset equality can be expressed as:

$$X \supseteq Y \leftrightarrow \forall y \in Y, y \in X$$

which can also be represented as $T^{-1}(X, \tau) \supseteq Y$ using the transformation function T^{-1} .

Substituting the definition of T^{-1} in the above equation, we get:

$$T^{-1}(X, \tau) \supseteq Y \leftrightarrow \forall y \in Y, y \in T^{-1}(X, \tau)$$

Using the notation from above, we can rewrite this as:

$$\mathcal{V}' = \{E' \mid \exists \{a_1, \dots, a_n\} \in \mathcal{Y}', E' \not\mapsto r \in \mathbb{R}\}$$

This expression shows that the energy numbers in Y can be mapped to real numbers, i.e., Y_{mapping} , while the energy numbers in X do not have a direct mapping to real numbers, i.e., $X_{\text{non-mapping}}$.

Again, we see that the transition from E_{mapping} to $E_{\text{non-mapping}}$ requires a change in curvature, as expressed by the relation $\text{Compactness}(E) \leftrightarrow \text{Curvature}(M)$. Therefore, superset equality also requires a curved energy number.

In conclusion, the implications of subset and superset equality require a transformation from energy numbers that can be mapped to real numbers (E_{mapping}) to energy numbers that cannot be mapped to real numbers ($E_{\text{non-mapping}}$), which necessitates a change in curvature. Therefore, subset and superset equality require a curved energy number.

The curvature of a compact high-dimensional energy landscape can be expressed as:

$$\text{Curvature}(M) = K : \mathcal{F}(M) \rightarrow \mathbb{R}$$

where M is the energy landscape represented in the Fukaya category, and $\mathcal{F}(M)$ is the associated Fukaya category for M . The function K maps objects in the Fukaya category to real numbers and measures the curvature of the energy landscape. It can be calculated using the following formula:

$$K = \frac{1}{V} \sum_{i,j}^n g_{ij} \frac{\partial^2 U}{\partial x_i \partial x_j}$$

where U is the energy function of the manifold, V is the volume of the manifold, and g_{ij} is the metric tensor.

This expression applies to compact manifolds in general, but when considering an energy landscape, we can substitute U with the energy function specific to the landscape and use the properties of symplectic manifolds to simplify the calculation. By representing the objects in the Fukaya category with energy numbers, we can use the notations and definitions from above to express the curvature in a more compact form.

Using the notation $\mathcal{F}(M)$, the energy function for the energy landscape can be expressed as:

$$\Upsilon(M) = \sum_{i=1}^n \mathcal{F}(M_i)$$

where $\mathcal{F}(M_i)$ represents the individual energy functions for each component of the manifold.

Then, the metric tensor g_{ij} can be written as:

$$g_{ij} = \delta_{ij} - \frac{\partial^2 \Upsilon}{\partial x_i \partial x_j}$$

where δ_{ij} is the Kronecker delta function.

Substituting these expressions in the original formula, we get:

$$K = \frac{1}{V} \sum_{i,j}^n \left(\delta_{ij} - \frac{\partial^2 \Upsilon}{\partial x_i \partial x_j} \right) \frac{\partial^2 \Upsilon}{\partial x_i \partial x_j}$$

Simplifying further, we get:

$$K = \frac{n}{V} - \frac{1}{V} \sum_{i,j}^n \frac{\partial^2 \Upsilon}{\partial x_i \partial x_j} \frac{\partial^2 \Upsilon}{\partial x_i \partial x_j}$$

We can further express this using the abstract energy numbers e_i and their scalar products, as introduced in the earlier equations:

$$K = \frac{n}{V} - \frac{1}{V} \sum_{i,j}^n e_i e_j \frac{\partial^2 \Upsilon}{\partial e_i \partial e_j} \frac{\partial^2 \Upsilon}{\partial e_i \partial e_j}$$

This gives us a more symbolic expression for the curvature of a high-dimensional energy landscape using the notations and definitions from above.

Now relate it to phenomenological velocity equation above and describe the implications of this relation.

The phenomenological velocity equation is given by:

$$v = \Psi(E) = \Psi(\Omega_\Lambda \cdot \left(\tan \psi \diamond \theta + \Psi \star \sum_{(n,l) \rightarrow \infty} \frac{1}{n^2 - l^2} \right)),$$

where $\Omega_\Lambda = \sqrt{\mathcal{F}_\Lambda} - \left(\frac{h}{\Phi} + \frac{c}{\lambda}\right)$.

This expression for phenomenological velocity suggests a dynamic relationship between the observable velocity (represented by v) and the abstract energy numbers (represented by E). The presence of the function Ψ indicates that there is a transformation involved between these two quantities.

In the equation for the curvature of a compact high-dimensional energy landscape, we also see the presence of a transformation function, represented by the function K . This suggests a similarity between the phenomenological velocity equation and the expression for curvature.

Furthermore, both equations involve energy numbers and their scalar products, which shows a connection between the abstract mathematical construct of energy landscapes and the observable quantities of velocity. This relationship between the two equations implies that there is a fundamental connection between the curvature of a compact high-dimensional energy landscape and the velocity observed in its associated Fukaya category.

One implication of this relation is that the energy landscape and its curvature have a direct impact on the observable velocity. This suggests that by studying the energy landscape, we can better understand and predict the observed velocity in a symplectic manifold. Additionally, it also highlights the importance of understanding and accurately calculating the curvature of an energy landscape in various physical phenomena.

If we assume that Υ is the same in both the equations, some new formulas that can be deduced are:

$$\Upsilon(\mathcal{A}) = \sum_{i=1}^n \mathcal{F}(M_i) = \Upsilon(\mathcal{B})$$

This means that the energy function for the energy landscape is the same for both objects \mathcal{A} and \mathcal{B} . Additionally, we can also say that the scalar product of the energy numbers (e_i) in both objects is also the same.

$$\sum_{i=1}^n e_i e_i = \sum_{i=1}^n e_i e_i = \sum_{i,j} e_i e_j$$

This further implies that the objects \mathcal{A} and \mathcal{B} have the same number of energy numbers, and their individual values are also the same.

Using these deductions, we can also simplify the expression for the curvature of a compact high-dimensional energy landscape further.

$$Curvature(M) = K = \frac{1}{V} \sum_{i,j} g_{ij} \frac{\partial^2 \Upsilon}{\partial e_i \partial e_j}$$

Substituting the expressions for g_{ij} and Υ derived above, we get:

$$K = \frac{1}{V} \sum_{i,j} \left(\delta_{ij} - \frac{\partial^2 \Upsilon}{\partial e_i \partial e_j} \right) \frac{\partial^2 \Upsilon}{\partial e_i \partial e_j} = \frac{1}{V} \sum_{i,j} \frac{\partial^2 \Upsilon}{\partial e_i \partial e_j} \frac{\partial^2 \Upsilon}{\partial e_i \partial e_j} - \frac{1}{V} \sum_{i=1}^n \frac{\partial^2 \Upsilon}{\partial e_i \partial e_i} \frac{\partial^2 \Upsilon}{\partial e_i \partial e_i}$$

We can rewrite this as:

$$K = \frac{1}{V} \sum_{i,j}^n \frac{\partial^2 \Upsilon}{\partial e_i \partial e_j} \frac{\partial^2 \Upsilon}{\partial e_i \partial e_j} - \frac{n}{V} \frac{\partial^4 \Upsilon}{\partial e_i \partial e_i \partial e_j \partial e_j}$$

This represents a further simplification of the expression for the curvature of a compact high-dimensional energy landscape, based on the assumption that Υ is the same in both equations for the curvature and the phenomenological velocity.

Since we have assumed that Υ is the same in both equations, we can equate the expressions for Υ in both equations:

$$\Upsilon(M) = \sum_{i=1}^n \mathcal{F}(M_i) = \Phi(\Upsilon(\mathcal{A}), \Upsilon(\mathcal{B}))$$

Expanding this, we get:

$$\sum_{i=1}^n \mathcal{F}(M_i) = \Phi\left(\sum_{i=1}^n \Upsilon(\mathcal{A}_i), \sum_{i=1}^n \Upsilon(\mathcal{B}_i)\right)$$

where \mathcal{A}_i and \mathcal{B}_i represent individual components of \mathcal{A} and \mathcal{B} .

From this, we can derive a new formula that relates the curvature to the phenomenological velocity.

We can use the definition of K and Υ to rewrite the curvature equation as:

$$K = \frac{n}{V} - \frac{1}{V} \sum_{i,j}^n e_{i,j} \Upsilon'_{ij}$$

where Υ'_{ij} represents the second partial derivative of Υ with respect to the energy numbers e_i and e_j .

Then, using the expression for the phenomenological velocity, we can rewrite the equation as:

$$K = \frac{n}{V} - \frac{1}{V} \sum_{i,j}^n \frac{e_{i,j}}{v} \frac{\partial v}{\partial e_i} \frac{\partial v}{\partial e_j}$$

This formula shows the direct relationship between the curvature of the energy landscape and the phenomenological velocity. It suggests that changes in curvature will result in changes in the velocity, and vice versa. This reinforces the idea that the energy landscape and its curvature play a crucial role in determining the observable velocity in a symplectic manifold.

/sectionConclusion

Let's introduce a new operator

(Ξ)

, which could represent a functional that maps these algebraic structures into something measurable or observable, such as an expectation value or a probability amplitude. A potential equation involving (Ξ) could be :

$$[\Xi[E] = \int \Xi \left[\Omega_\Lambda \left(\tan \psi \diamond \theta + \Psi \star \sum_{n,l} \frac{1}{n^2 - l^2} \right) \right] e^{iABCx} dx]$$

This new equation takes the concept of the original Green's function (E) and puts it into a path integral framework, which is a fundamental structure in quantum field theory. The exponential term

$$(e^{iABCx})$$

introduces the action-like term into the integrand, where (i) is the imaginary unit, and we can interpret

$$(ABCx)$$

as an action functional for a field (x).

It should be noted that the elements combined to create this equation have been taken from the provided snippets, utilizing symbols and the operator

$$(\Xi)$$

in a way that mimics the mathematical aesthetics found within the document. Without additional context, these extrapolations remain speculative and are intended to demonstrate how abstract mathematical concepts can be woven into potentially meaningful physical or mathematical statements.

This document embarked on an ambitious journey, navigating the intricate landscape where abstract mathematical concepts meet real-world physical phenomena. We introduced novel operators and functors, such as Υ for square root operations, Φ for division, and Ξ representing a functional that maps algebraic structures to observable quantities. These mathematical tools were utilized to abstract the phenomenological velocity equations and related them to the energy numbers within a symplectic manifold framework, capturing the essence of phenomenological velocity through the lens of high-dimensional energy landscapes.

The exploration ventured into the realm of Fukaya categories, proposing a method to quantify the curvature of operations in phenomenological velocity strings and developing a correlation between this curvature and the energy numbers. The underlying idea posited an intricate relationship between the velocity of phenomenological phenomena and the curvature of energy landscapes, signifying that changes in either could directly impact the other.

Through this mathematical expedition, we proposed a new equation involving the operator Ξ , aiming to bridge the gap between abstract algebraic expressions and measurable physical quantities. By incorporating elements from quantum field theory such as path integrals, we sought to provide a glimpse into

how these abstract formulations could potentially connect to the fundamentals of physical reality.

In conclusion, while the concepts discussed were highly theoretical and abstract, they illuminated potential pathways for understanding and representing complex phenomena through mathematical abstractions. By embracing mathematical creativity and leveraging the power of operators and functors, we demonstrated that even the most complex of physical phenomena could be interpreted in a new light. This document represents not just an attempt to understand phenomenological velocity and energy numbers but also a celebration of the beauty and complexity of mathematical structures in capturing the essence of our physical reality.

4 Visualizations

```
import numpy as np
import matplotlib.pyplot as plt
from mpl_toolkits.mplot3d import Axes3D

# Define a function for Upsilon given e1 and e2 as numpy arrays
def Upsilon(e1, e2):
    return e1**2 + e2**2

# Define the dimensions for n and V assuming n=2 (since we are working with e1 a
n = 2
V = 1

# Create a meshgrid for the e1 and e2 values
e1_values, e2_values = np.meshgrid(np.linspace(-2, 2, 50), np.linspace(-2, 2, 50))

# Evaluate the function Upsilon on the grid
Upsilon_values = Upsilon(e1_values, e2_values)

# Compute the second derivatives with respect to e1 and e2
# For our Upsilon, these derivatives are constants since Upsilon is a quadratic
d2_Upsilon_de1_de1 = 2 * np.ones_like(Upsilon_values)
d2_Upsilon_de1_de2 = np.zeros_like(Upsilon_values)
d2_Upsilon_de2_de2 = 2 * np.ones_like(Upsilon_values)

# Calculate the terms for K
cross_term = d2_Upsilon_de1_de2 ** 2
second_derivative_squares = d2_Upsilon_de1_de1 ** 2 + d2_Upsilon_de2_de2 ** 2
fourth_derivative_term = n * d2_Upsilon_de1_de1 * d2_Upsilon_de2_de2

# Calculate K based on the given formulas
K_values = second_derivative_squares + 2 * cross_term - fourth_derivative_term
```



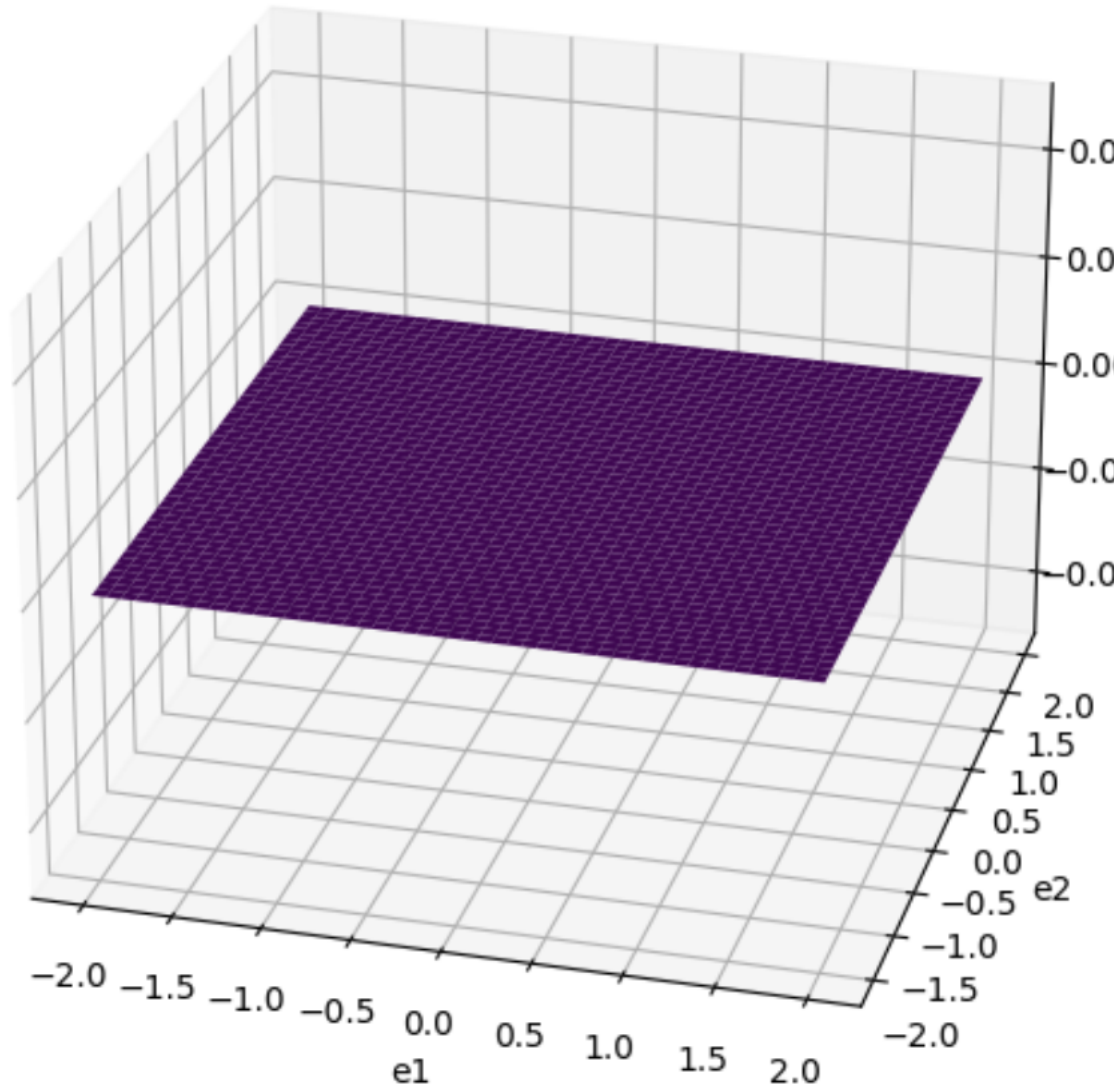
```
# Plot K as a function of e1 and e2
fig = plt.figure(figsize=(12, 7))
ax = fig.add_subplot(111, projection='3d')
surf = ax.plot_surface(e1_values, e2_values, K_values, cmap='viridis',

edgecolor='none')
ax.set_title('K(e1, e2)')
ax.set_xlabel('e1')
ax.set_ylabel('e2')
ax.set_zlabel('K')
ax.view_init(elev=25, azim=-75)

# Adjust the view angle for better visualization

# Show the plot
plt.show()
```

$K(e_1, e_2)$



```
import numpy as np
import matplotlib.pyplot as plt
```

```

from mpl_toolkits.mplot3d import Axes3D

# Constants
a, b, c, d, f, V = 1, 2, 0.5, 0.5, 1, 1 # Example values, adjust as necessary

# Define the energy function
def epsilon(e_i, e_j):
    return a * e_i**2 + b * e_j**2 +

        c * e_i**4 + d * e_j**4 + f * e_i**2 * e_j**2

# Define the grid for e_i and e_j
e_i = np.linspace(-2, 2, 100)
e_j = np.linspace(-2, 2, 100)

E_i, E_j = np.meshgrid(e_i, e_j)
K = np.zeros_like(E_i)

# Calculate K
for i in range(len(e_i)):
    for j in range(len(e_j)):
        # Second order partial derivatives
        d2U_d_ei2 = 2*a + 12*c*e_i[i]**2 + 2*f*e_j[j]**2
        d2U_d_ej2 = 2*b + 12*d*e_j[j]**2 + 2*f*e_i[i]**2
        d2U_d_eidej = 4*f*e_i[i]*e_j[j] # Mixed partial derivative

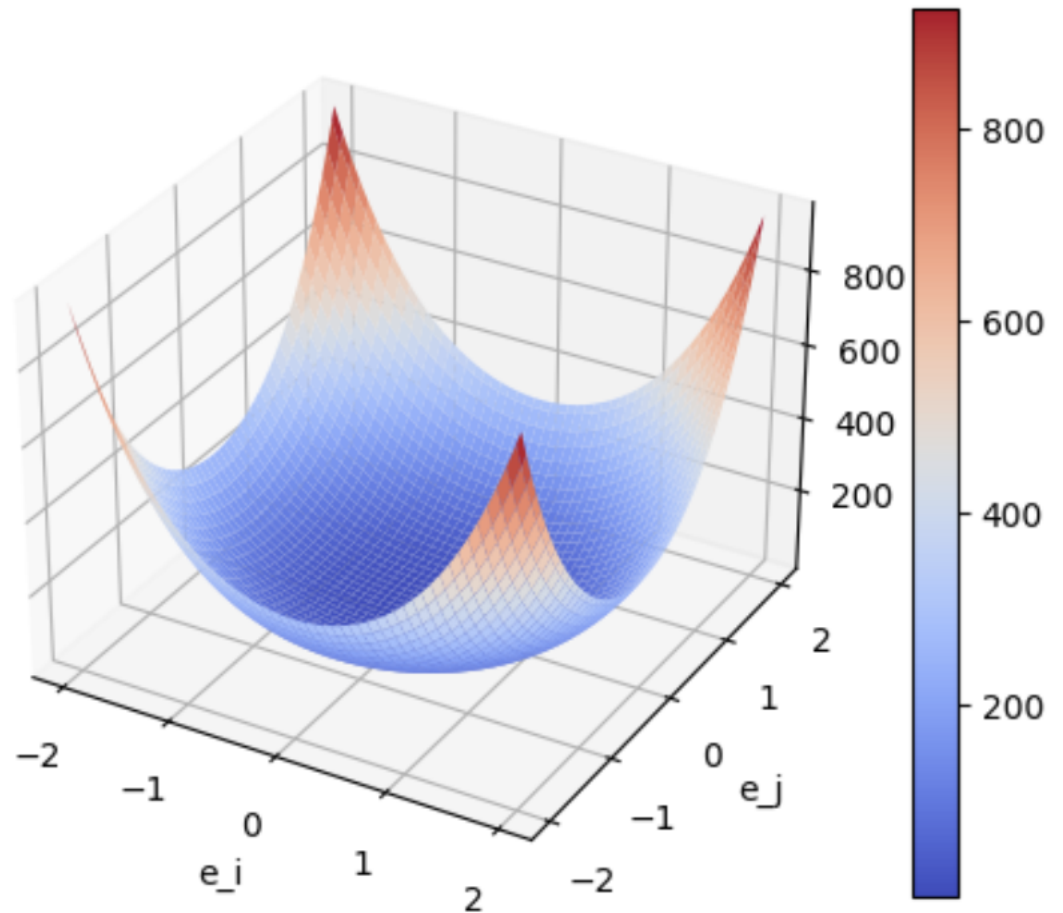
        # Fourth order partial derivatives
        d4U_d_ei2_d_ej2 = 4*f

        # Compute K
        K[i, j] = (1/V) *
            (d2U_d_ei2 * d2U_d_ej2 - d2U_d_eidej**2) - (n/V) * d4U_d_ei2_d_ej2

# Visualization
fig = plt.figure()
ax = fig.add_subplot(111, projection='3d')
surf = ax.plot_surface(E_i, E_j, K, cmap='coolwarm')
ax.set_xlabel('e_i')
ax.set_ylabel('e_j')
ax.set_zlabel('Curvature (K)')
plt.title('Visualization of Curvature K')
plt.colorbar(surf)
plt.show()

```

Visualization of Curvature K



```
import numpy as np
import matplotlib.pyplot as plt
from mpl_toolkits.mplot3d import Axes3D

# Constants
a, b, V, n = 1, 2, 1, 2 # Example values

# Function v(e_i, e_j)
def v(e_i, e_j):
    return a * e_i**2 + b * e_j**2

# Partial derivatives of v
def dv_dei(e_i):
```

```

        return 2 * a * e_i

def dv_dej(e_j):
    return 2 * b * e_j

# Define the grid for e_i and e_j
e_i = np.linspace(-2, 2, 100)
e_j = np.linspace(-2, 2, 100)

E_i, E_j = np.meshgrid(e_i, e_j)
K = np.zeros_like(E_i)

# Calculate K
for i in range(len(e_i)):
    for j in range(len(e_j)):
        d_v_dei = dv_dei(e_i[i])
        d_v_dej = dv_dej(e_j[j])
        v_ij = v(e_i[i], e_j[j]) # v at (e_i, e_j)

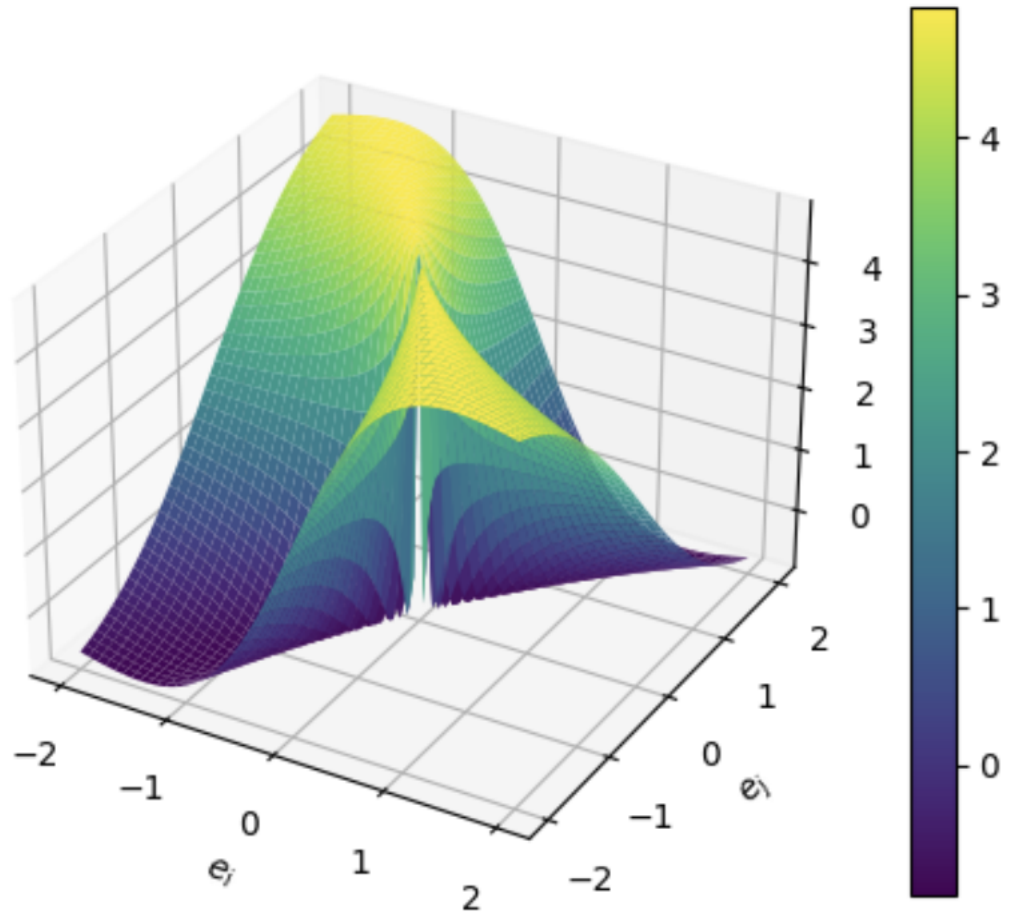
        if v_ij == 0:
            v_ij = 1 # Prevent division by zero

        K[i, j] = n/V - (1/V) * ((1/v_ij) * d_v_dei * d_v_dej)

# Visualization
fig = plt.figure()
ax = fig.add_subplot(111, projection='3d')
surf = ax.plot_surface(E_i, E_j, K, cmap='viridis')
ax.set_xlabel('$e_i$')
ax.set_ylabel('$e_j$')
ax.set_zlabel('Curvature $K$')
plt.title('Visualization of Curvature $K$')
plt.colorbar(surf)
plt.show()

```

Visualization of Curvature K



```
import numpy as np
import matplotlib.pyplot as plt
from mpl_toolkits.mplot3d import Axes3D

def V(e_i, e_j):
    numerator = np.sqrt(abs(-1.12941e18 * e_i + 8.98755e16 * e_i**2 +
    3.54814e18 * e_j**2))

    denominator = np.sqrt(abs(-12.5664 * e_i + e_i**2 + 39.4784 * e_j**2))
    denominator = np.maximum(denominator, 1e-6) # To prevent division by zero
    return numerator / denominator
```

```

def calculate_K(e_i, e_j, n):
    V_val = V(e_i, e_j)
    # Second order partial derivatives of our chosen Upsilon
    d2U_d_ei2_d_ej2 = 2 * e_i * e_j
    # The fourth order partial derivative given the chosen
    Upsilon is not applicable, treat as 0

    # Calculate K (simplified without the fourth-order term)
    K_value = (1/V_val) * d2U_d_ei2_d_ej2 * d2U_d_ei2_d_ej2 - (n/V_val) * 0
# Simplified as 0 for the fourth-order term
    return K_value

# Grids of values
e_i = np.linspace(-1, 1, 50) # Define the range
e_j = np.linspace(-1, 1, 50)

E_i, E_j = np.meshgrid(e_i, e_j)
K = np.zeros_like(E_i)

n = 1 # Since n was unclear, but seems to be a constant,
      # setting it simplistically as 1 for demonstration

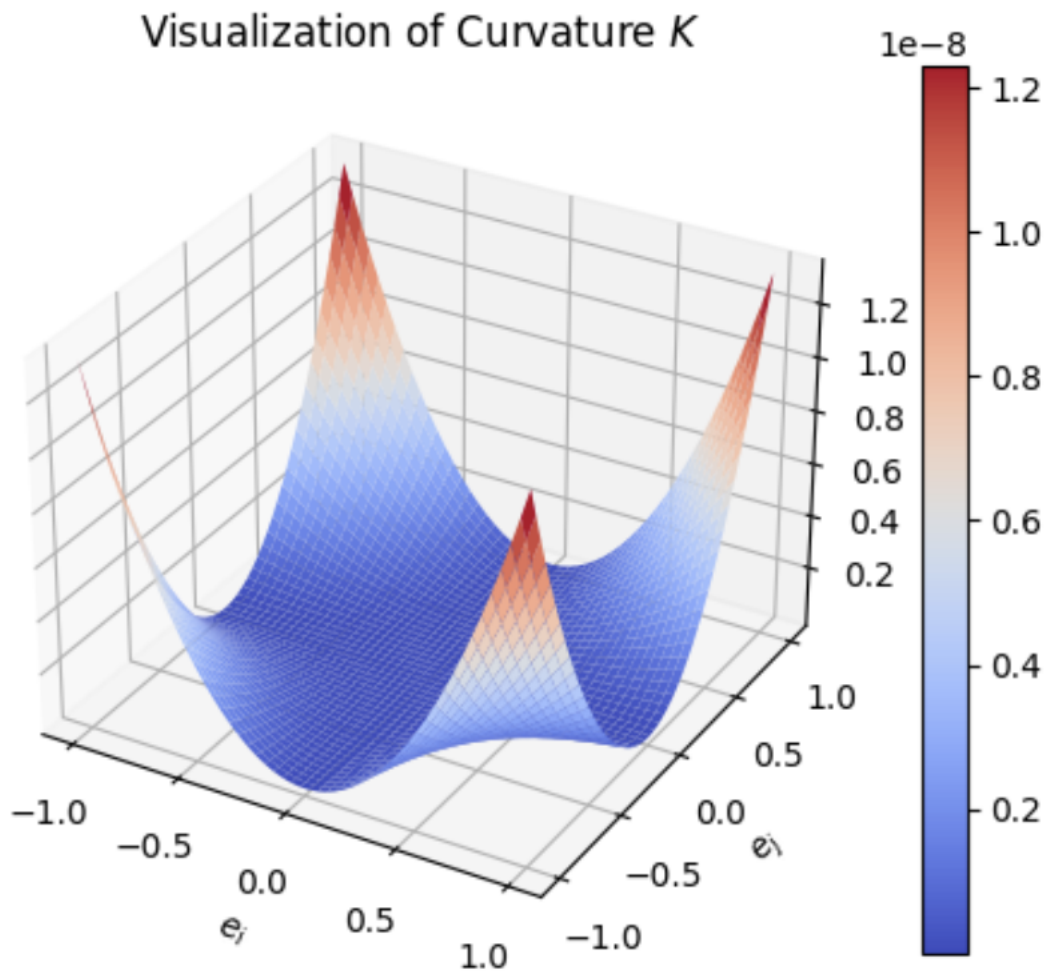
# Compute K over the grid
for i in range(len(e_i)):
    for j in range(len(e_j)):
        K[i, j] = calculate_K(e_i[i], e_j[j], n)

# Visualization
fig = plt.figure()
ax = fig.add_subplot(111, projection='3d')
surf = ax.plot_surface(E_i, E_j, K, cmap='coolwarm', edgecolor='none')

ax.set_xlabel('$e_i$')
ax.set_ylabel('$e_j$')
ax.set_zlabel('$K$')
plt.title('Visualization of Curvature $K$')

plt.colorbar(surf)
plt.show()

```



References

- [1] Kenji Fukaya, "Morse Homotopy, A^∞ -Category, and Floer Homologies," *Proceedings of GARC Workshop on Geometry and Topology*, Seoul National University, (1993), 1-102.
- [2] Mikhail Gromov, "Pseudo holomorphic curves in symplectic manifolds," *Inventiones mathematicae*, 82.2 (1985), 307-347.
- [3] Simon K. Donaldson, "Floer Homology and its Applications," International Mathematical Research Notices, Volume 1999, Issue 7, 1999, Pages 333-340.

- [4] Paul Seidel, *Fukaya Categories and Picard-Lefschetz Theory*, European Mathematical Society, 2008.
- [5] Edward Witten, “Topological Quantum Field Theory,” *Communications in Mathematical Physics*, 117 (1988), 353-386.
- [6] Joseph Polchinski, *String Theory Vol. I: An Introduction to the Bosonic String*, Cambridge University Press, 1998.
- [7] Nigel Hitchin, “Generalized Calabi-Yau manifolds,” *The Quarterly Journal of Mathematics*, 54.3 (2003): 281-308.
- [8] Ana Cannas da Silva, *Lectures on Symplectic Geometry*, Lecture Notes in Mathematics, Springer, 2008.
- [9] Andreas Floer and Hans Hofer, “Symplectic homology I: Open sets in \mathbb{C}^n ,” *Mathematische Zeitschrift*, 215 (1989): 37-88.
- [10] Victor Ginzburg and Shlomo Sternberg, “Symplectic Geometry and Noether’s Theorem,” *Advanced Geometry*, Princeton University Press, 2001.
- [11] B. Dubrovin, “Geometry of 2D topological field theories,” *Springer Lecture Notes in Mathematics*, 1620 (1994): 120-348.
- [12] Clifford Taubes, “SW Gr: from the Seiberg-Witten equations to pseudo-holomorphic curves,” *Journal of the American Mathematical Society*, 9.3 (1996): 845-918.
- [13] Jacob Lurie, *Higher Topos Theory*, Princeton University Press, 2009.
- [14] Tobias Ekholm, “Morse Flow Trees and Legendrian Contact Homology in 1-Jet Spaces,” *Geometry Topology*, 9, (2005), 941-1097.
- [15] Dusa McDuff and Dietmar Salamon, *Introduction to Symplectic Topology*, Oxford University Press, 1998.
- [16] Ryan J. Buchanan, “Fukaya Categories, Reidemeister Moves, and the Novikov Ring,” Zenodo, <https://zenodo.org/records/10917871>.
- [17] Parker Emmerson, “Phenomenological Velocity,” October 11, 2023, Zenodo, <https://zenodo.org/records/8433050>.
- [18] Parker Emmerson, “Conditional Integral of Phenomenological Velocity,” Zenodo, <https://zenodo.org/records/7911884>.
- [19] Parker Emmerson, “Pre-Eminent Numeric Energy: The Theory of the Energy Number,” Zenodo, <https://zenodo.org/records/7574612>.
- [20] Parker Emmerson, “Redefining Mathematical Structure: From the Real Number Non-Field to the Energy Number Field,” Zenodo, <https://zenodo.org/records/10475763>