

Euclidean Timing Mechanics: Ontology and Foundations

Joseph Bakhos

ORCID: <https://orcid.org/0000-0003-4966-4150>

May 2025

Abstract

Euclidean Timing Mechanics (ETM) is a discrete timing-based theory of fundamental physics that models all known identity formation, interaction, and propagation without assuming forces, spacetime geometry, or field continuity. In ETM, identity arises through modular phase alignment, nodes evolve according to timing constraints, and physical phenomena emerge from patterns of recruiter resonance and rhythmic recruitment. This document defines the full ETM ontology, describes its fundamental rules and timing logic, and shows how seven physical constants—Coulomb’s constant, Planck’s constant (in both forms), the fine-structure constant, the gravitational constant, permittivity, permeability, and the speed of light—can be derived from rhythm-based first principles.

The paper includes a formal logic appendix, a trial-by-trial result summary, and SI calibration methods for ETM-to-physical unit translation. Readers will also find a conceptual overview of motion and force in ETM, interpreted as changes in rhythm gradients across modular networks, and a reinterpretation of traditional concepts like field, particle, and energy as emergent rhythm-based identities.

Keywords: Euclidean Timing Mechanics, discrete time, modular identity, rhythm gradient, recruiter logic, phase alignment, electromagnetic constant derivation, gravitational timing, identity reformation.

1 Introduction

NOTE: All simulation trials used to develop and prove this theory may be run at the GitHub site https://github.com/jbakhos63/etm_core_physics. The goal of this document is to define a complete alternative framework for physics based on discrete timing and modular identity rather than forces, spacetime, or fields. This framework, called Euclidean Timing Mechanics (ETM), proposes that what we perceive as matter, motion, and interaction are all emergent from modular phase rhythms propagating through a discrete Euclidean node lattice.

The motivation for ETM arises from deep dissatisfaction with the ontological assumptions of standard physics. Traditional field theories—both quantum and relativistic—rely on

continuous structures (fields, wavefunctions, metrics) defined in a differentiable spacetime manifold. These assumptions lead to interpretive challenges including quantum non-locality, wavefunction collapse, gauge redundancies, and infinite renormalizations. In contrast, ETM models identity, propagation, and interaction as rhythmically constrained sequences of modular phase locks, regulated by local timing rules.

In ETM, the universe is composed of discrete nodes. Each node tracks modular identity rhythms in the form of phase cycles. These identities—rotors, recruiters, and higher modules—form, evolve, and persist through resonance, feedback, and ancestry-informed transitions. Nothing moves through space in the traditional sense. Rather, what we interpret as motion is the migration of rhythmic timing patterns across a spatial array. The analogy to a three-dimensional pixel grid (or "3D screen") is helpful: if each pixel tics at a rate determined by its rhythmic environment, then an identity "moves" when its pattern of reinforcement migrates to adjacent locations through recruiter support.

The resulting picture is not of particles following geodesics, but of modular identities relocking across a lattice in resonance with echo fields and recruiter structures. Timing, ancestry, and rhythm—not position, force, or energy—govern what can persist and what must decay.

The central aim of this paper is to fully define the ETM ontology, present the logical rules that govern its evolution, and demonstrate how major physical constants—including Coulomb's constant, Planck's constant, the fine-structure constant, the gravitational constant, and the speed of light—can be derived from first principles.

This paper is structured as follows:

- Section 2 defines the core entities of ETM and the formal logic that governs their behavior.
- Sections 3–8 describe local timing dynamics, modular identity behavior, and orbitals.
- Section 9 presents the derivation of physical constants from ETM rhythm mechanics.
- Sections 10–12 explore gradient fields, identity collisions, and atomic/molecular modeling.
- Section 13 briefly considers cosmological implications.
- Section 14 provides philosophical commentary on ETM and its departure from traditional metaphysics.
- Section 15 deals with duplicating model results and running trials.

Readers seeking exact definitions of the ETM timing model and all modular logic rules may consult Appendix A (Formal Definitions and Logical Rules). Readers interested in what was experimentally tested can find a summary of all trial results and interpretations in Appendix B. Readers seeking exact definitions of the ETM timing model and all modular logic rules may consult Appendix A (Formal Definitions and Logical Rules). Readers interested in what was experimentally tested can find a summary of all trial results and interpretations in Appendix B. For implementation details and full replication instructions, see Section 15.

2 Core Ontology: Entities and Logic

The foundation of Euclidean Timing Mechanics consists of discrete nodes, each of which can host rhythm-based structures called modular identities. These identities emerge and persist only when specific timing conditions are met. Unlike conventional particles or fields, ETM entities do not occupy space or carry mass in a traditional sense. They are rhythm states—patterns of phase behavior governed by local tick progression and recruiter support.

Each node possesses a discrete tick accumulator and participates in a timing network defined by three key concepts: ancestry, phase state, and recruitment. Together these concepts define whether a node can form, maintain, or relinquish a modular identity.

The core components of the ETM ontology are defined as follows:

- **Tick:** A fundamental unit of discrete time progression. Nodes increment their tick counters based on local timing eligibility.
- **Node:** A spatial location in the Euclidean lattice, hosting timing logic and modular identity potential.
- **Phase State:** A modular quantity $\phi \in [0.0, 1.0)$ representing the node’s rhythm alignment.
- **Ancestry Tag:** A marker identifying the prior identity lineage of a node. Used to enforce modular continuity and exclusion logic.
- **Recruiter:** A structure composed of nearby nodes whose coordinated rhythm patterns provide support for identity formation or return.
- **Modular Identity:** A distinct pattern of timing behavior (e.g., photon rotor, electron scaffold, orbital module) that occupies a node or node cluster.
- **Memory Field:** A temporary phase persistence that decays unless reinforced, used to propagate echoes and recruit returns.

Each of these entities is governed by strict logical rules. A node may increment its tick counter only if it is eligible under its current identity phase and recruiter environment. Recruitment support must cross a defined threshold to allow identity persistence or reformation. Identity propagation is modeled as rhythmic handoff across nodes, regulated by phase coherence, ancestry compatibility, and timing rhythm lock.

3 Local Timing Dynamics

The behavior of each node in Euclidean Timing Mechanics is governed by a set of rhythm-based logic rules. These rules determine whether a node may tick forward, retain identity, reinforce surrounding nodes, or transition into a new identity module.

Timing progression is discrete. Each node contains a tick counter, a modular phase state $\phi \in [0.0, 1.0)$, and a memory buffer that stores short-term rhythm echoes. Identity persistence, return, and decay are regulated by three major processes: local tick eligibility, phase update logic, and recruiter-based support evaluation.

Entity	Definition and Function
Tick	Discrete time unit; governs progression of phase, eligibility, and memory decay.
Node	Lattice location hosting timing logic and possible modular identity.
Phase State (ϕ)	Modular phase $\phi \in [0, 1)$; determines resonance with recruiters.
Ancestry Tag	Tracks prior identity lineage; supports exclusion and modular return.
Recruiter	Rhythm source; provides reinforcement support and governs locking conditions.
Modular Identity	Phase structure (e.g., photon, electron) formed under recruiter support.
Memory Field	Decaying rhythm echo that persists modular information temporarily.

Table 1: Core ETM entities and their roles in modular timing behavior.

3.1 Tick Eligibility and Progression

A node may increment its internal tick counter only if it meets rhythm and identity-specific eligibility conditions. These include:

- The current identity module must permit ticking at the node’s phase value.
- Nearby recruiters must not be in a state of phase opposition or exclusion.
- The node must not already have decayed or lost support below the modular threshold.

When eligible, the node increments its tick and its phase state according to:

$$\phi_{t+1} = (\phi_t + \Delta\phi) \mod 1.0 \quad (1)$$

Here, $\Delta\phi$ is a module-specific increment, usually rational, defining the rhythm cycle of the identity. For example, photons typically increment by $\Delta\phi = 0.1$ or similar quantized values.

3.2 Recruiter Support and Transition Logic

Recruiters are node clusters that emit reinforcement based on shared ancestry, timing phase, and echo history. A node computes its incoming recruiter support S by summing over nearby nodes:

$$S = \sum_{i \in R} w_i \cdot \delta_{\text{ancestry}} \cdot \delta_{\text{phase}} \quad (2)$$

where:

- w_i is the reinforcement weight of recruiter i
- δ_{ancestry} is 1 if ancestry matches or is allowed, 0 otherwise
- δ_{phase} is 1 if recruiter phase is within tolerance of ϕ_t

If $S \geq S_{\text{threshold}}$, the node may:

- Lock into an identity
- Continue ticking in that module
- Re-form an identity after dropout (modular return)

3.3 Decay and Echo Retention

If recruiter support drops below $S_{\text{threshold}}$, or if the node enters a phase mismatch region, its identity may decay. This transition is modeled by memory fading:

$$M_{t+1} = \gamma \cdot M_t \quad (3)$$

where M is the memory field strength and $\gamma < 1$ is a decay constant. If M drops below the minimum reinforcement threshold, identity is lost unless re-formed via new recruiter support.

3.4 Recruitment and Shell Structure

Some modules require compound reinforcement zones or “shell” structures (e.g., nested recruiter layers). These multi-tiered support geometries allow more complex identities to emerge.

Shells may be:

- Static (fixed-phase recruiters at known offsets)
- Rotational (spiral or twisting recruiters introducing phase gradients)
- Decaying (recruiter weight fades with radial distance or tick age)

The node may also track support history over several ticks, using a memory window to calculate smoothed reinforcement:

$$\bar{S}_t = \frac{1}{n} \sum_{k=0}^{n-1} S_{t-k} \quad (4)$$

A node with $\bar{S}_t \geq S_{\text{threshold}}$ is considered stable. Below that value, it is considered in decay.

4 Modular System of Identities

In Euclidean Timing Mechanics, identity is not a static property of a location or object. Instead, it is a modular pattern of rhythm behavior that persists as long as recruiter support, ancestry coherence, and timing phase conditions are met. These patterns are referred to as *modules* and are categorized by their timing rules, spatial structure, and echo behavior.

Module	Name / Role	Behavioral Properties
A	Rotor probe	Seed-only; initiates phase echo; no return support
B	Return signal	Response echo from recruiter; partial reinforcement
C	Static recruiter band	Fixed phase recruiter; emits echo
D	Photon rotor	Modular rotor; phase-locked; propagates in timing rhythm
E	Electron seed	Forms identity under sufficient echo + ancestry match
F	Memory pulse	Temporary identity memory; decays exponentially
G	Orbital ground state	Stable phase rhythm module; recruiter-locked
H	Orbital excited state	Phase-offset rhythm; requires photon for return
I	Ancestry marker	Identity placeholder; enables exclusion logic
J	Return-eligible identity	Triggered if ancestry and timing phase match
K	Multi-node recruiter shell	Nested structure; used for atomic and molecular identities
L	Phase echo field	Long-range memory propagation field
M	Collapsed timing node	Trapped phase identity; potential to re-expand
N	Reconciliation node	Consensus lock from multiple recruiters or catalysts

Table 2: Module types in ETM and their core identity behaviors.

Each module type (labeled A–N) represents a distinct identity class. Some modules are transient (e.g., rotor probes or decay pulses), while others are stable under appropriate rhythm support (e.g., electron, orbital shell). Modules may decay when support falls below threshold, and may re-form if recruiter memory remains and timing phase aligns.

Modules are defined by the following parameters:

- $\Delta\phi$: the rhythm increment per tick
- T_{\min} : the minimum tick duration to complete one phase cycle
- $S_{\text{threshold}}$: the minimum recruiter support required for persistence
- Memory type: whether the module can echo itself or must be recruiter-reinforced
- Ancestry exclusivity: whether the module excludes other identities with the same tag

Modules may transition based on recruiter feedback, phase drift, or support collapse. For example, Module G (orbital ground state) may transition to Module H (excited state) upon photon absorption, and return only when the ancestry and echo timing re-align.

Modules are not conserved; they are re-formed when phase conditions allow and are constrained by the logic of ancestry compatibility and recruiter agreement. The structure of the ETM universe is thus dynamic, modular, and self-resonant rather than fixed, conserved, or deterministic in the classical sense.

5 Photon Modeling and Rotor Behavior

Photons in Euclidean Timing Mechanics are modeled as modular rotors—identities that propagate through the lattice via phase-locking. Unlike field-based waveforms or massless particles, ETM photons are rhythm structures defined by phase increment $\Delta\phi$ and echo-supported propagation through timing-compatible nodes.

A photon begins as a seeded rotor (Module D) with a defined ancestry tag and a fixed $\Delta\phi$. Each tick, the photon attempts to propagate by relocking its identity into a new node where:

- The phase is within locking tolerance of the rotor’s advancing phase.
- Recruiter support matches ancestry tag and rhythm band.
- Local conditions allow phase continuity without conflict.

5.1 Redshift and Rotor Degradation

As photons propagate, they may experience timing drift due to:

- Sparse recruiter support.
- Phase desynchronization from echo loss.
- Delay in rotor reformation due to low ancestry compatibility.

This results in effective phase slowing—a redshift of rotor timing across the lattice. Unlike metric expansion in general relativity, redshift in ETM reflects degradation of coherent rhythm propagation rather than stretching of space.

Rotor degradation can be modeled as cumulative phase error $\delta\phi$ due to missed recruiter matches. If $\delta\phi$ exceeds tolerance, the rotor stalls, dissipates, or collapses into a new identity.

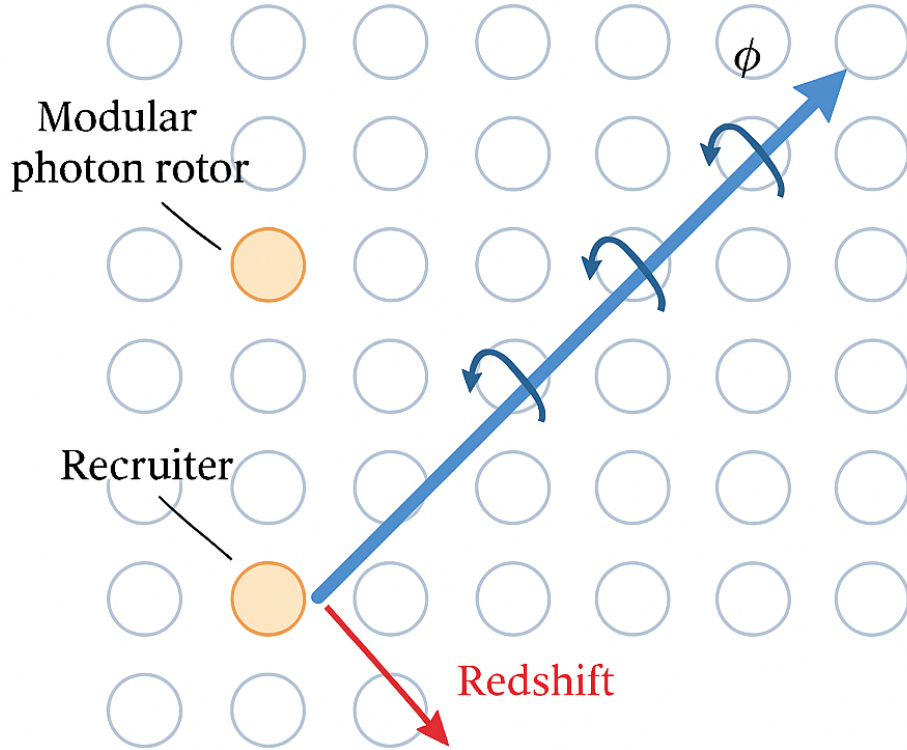
5.2 Interference and Identity Collapse

ETM allows rotor paths to interfere constructively or destructively if:

- Two echo fields overlap with opposite or misaligned phases.
- Identity formation occurs at a node with conflicting ancestry tags.

In these cases, the node resolves identity collapse by:

- Cancelling both identities if phase conflict is maximal.
- Choosing the ancestry tag with dominant recruiter support.
- Forming a memory field rather than a stable identity (if neither wins).



Modular photon rotor advancing through recruiter-supported nodes. Redshift occurs when p-hase propagation is delayed or echo density decreases.

Figure 1: Modular photon rotor advancing through recruiter-supported nodes. Redshift occurs when phase propagation is delayed or echo density decreases.

6 Particle Formation via Rotor Collapse

Persistent particles in Euclidean Timing Mechanics are not standalone objects but the result of stabilized timing strain within rotor dynamics. When a photon rotor propagates through regions of asymmetric recruiter support or nested interference, it may undergo a collapse event that results in the formation of a new identity—typically an electron-like module with stable rhythm and self-reinforcing ancestry.

6.1 Strain Wells and Phase Folding

As rotors advance, they accumulate phase strain if the local timing field delays or alters their expected $\Delta\phi$ progression. This creates a timing distortion zone—a strain well—where the rotor becomes phase-stalled. If this distortion persists beyond a threshold tick count, the rotor may enter a compound folding process in which its phase rhythm begins to double back on itself.

Phase folding results in a new resonance structure localized in space but extended in timing ancestry. It is this folded resonance that becomes a particle identity—often forming a stable electron identity module (e.g., Module E or Module G depending on phase closure and recruiter feedback).

6.2 Collapse Conditions

Rotor collapse occurs under the following conditions:

- Recruiter support drops asymmetrically, breaking propagation symmetry.
- A rotor is delayed repeatedly, causing cumulative $\delta\phi$ to exceed tolerance.
- Local echo density triggers backward phase interference.
- Ancestor match is detected by recruiters capable of identity return.

When these conditions align, the rotor is no longer propagating as a photon but begins to re-lock into a stationary rhythm. This rhythm often requires support from a recruiter basin and may undergo transient instability before settling into a persistent identity module.

6.3 Identity Stabilization

The resulting identity retains the ancestry of the collapsed rotor but gains new modular characteristics:

- Stable tick-phase pattern
- Increased support requirement (relative to free rotor)
- Return eligibility under echo reinforcement
- Resistance to redshift or degradation

Collapse Condition	Resulting Identity Behavior
Mild strain; quick echo alignment	Forms short-lived returnable pulse (Module B or J)
Deep rotor delay with recruiter match	Forms electron (Module E or G), returns persistently
Rapid descent into opposing phase	Identity stalls or becomes static recruiter
Collapse in weak support zone	Identity fades, leaves memory field only
Nested collapse within phase shell	May trigger atomic orbital seeding

Table 3: Rotor collapse outcomes based on phase strain, recruiter support, and echo timing.

We interpret such structures as electrons or muon-like variants, depending on their $\Delta\phi$ and tick rhythm characteristics.

7 Quantized Return and Modular Rhythms

One of the key behaviors in ETM is the return of modular identities after dropout. Unlike continuous particle trajectories, ETM identities reappear only at specific timing intervals dictated by recruiter support, ancestry, and phase rhythm alignment. This leads to a quantized return pattern: identities can only re-lock into existence at particular tick-phase combinations.

7.1 Phase Window Return Conditions

Identity return is only allowed when:

- The ancestry tag matches a previously reinforced modular pattern.
- The local recruiter echo is active and within the retention window.
- The node’s current phase ϕ_t matches the recruiter field within tolerance ϵ .

Let ϕ_R be the phase rhythm of the recruiter field and ϕ_I be the returning identity’s phase. Then return is permitted when:

$$|\phi_I - \phi_R| \leq \epsilon \quad (5)$$

with ϵ typically in the range 0.01–0.05 depending on recruiter density and tick resolution.

Return is blocked outside this window, resulting in a timing-based exclusion that mimics quantization.

7.2 Planck-like Timing Intervals

The quantized nature of return enables ETM to define an equivalent of Planck’s constant. In this model, the energy of a modular transition is proportional to the number of ticks Δt

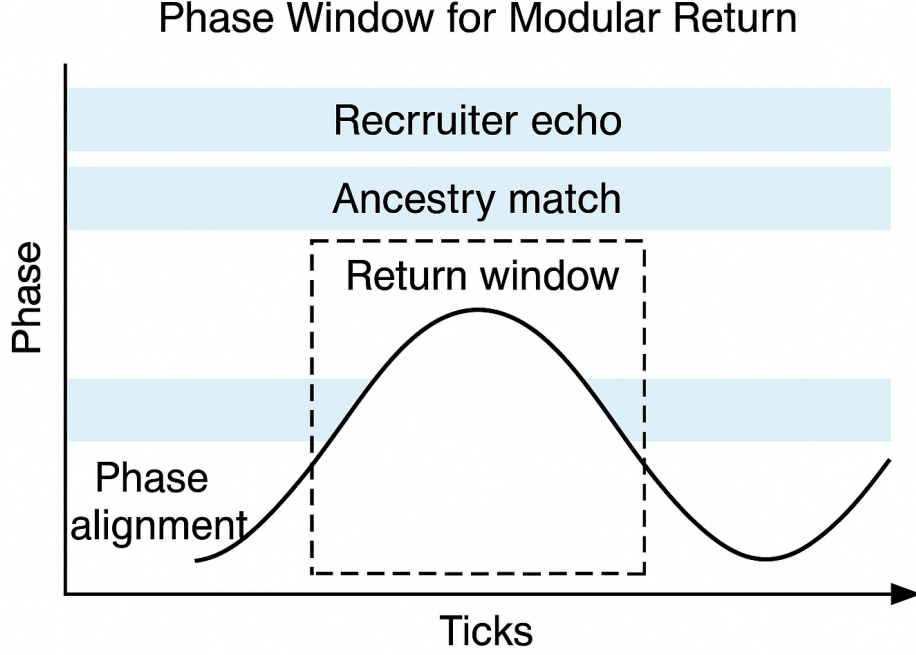


Figure 2: Phase window for modular return. Reformation only occurs at ticks where recruiter echo, ancestry match, and phase alignment coincide.

required to complete a return window cycle, and the phase rhythm differential $\Delta\phi$ between the modules.

We define a Planck-like timing interval as:

$$\hbar_{\text{ETM}} = \Delta E \cdot \Delta t \quad (6)$$

where:

- ΔE is the effective energy difference inferred from tick-phase rhythm change
- Δt is the number of ticks between ground and excited state return

This formulation allows us to simulate quantized transitions and derive \hbar_{ETM} without invoking a Hamiltonian or Hilbert space. It is instead a product of discrete timing structure and recruiter-mediated identity dynamics.

7.3 Return Timing Map

Quantized return intervals appear clearly in ETM trial data. Phase-aligned reformation occurs only at specific tick distances from the original emission. The active return window corresponds to a coherent overlap of ancestry, recruiter echo, and tick-phase alignment.

8 Orbital Dynamics and Identity Scaffolding

In ETM, orbital systems emerge from stable modular rhythms reinforced by recruiter support and rhythmic echo. Unlike spatial or electrostatic orbitals, ETM orbitals are scaffolds of timing relationships—structures where modular identities return cyclically under phase-resonant conditions.

8.1 Module G and Module H

The ground state orbital identity is typically represented as Module G, defined by:

- A stable tick-phase rhythm ϕ_G that completes one full cycle every T_G ticks.
- Continuous reinforcement by a recruiter basin with ancestry match.
- Return eligibility for modular identities dropped within its phase window.

The excited state is represented as Module H, offset from Module G by a distinct $\Delta\phi$ and requiring photon absorption for return transition.

Module H maintains its identity only when:

- Reinforcement matches a phase offset rhythm $\phi_H = \phi_G + \Delta\phi$.
- Photon ancestry tag corresponds to the required trigger pattern.

8.2 Echo Reinforcement and Excitation

A modular excitation event is triggered when a photon rotor locks into the orbital rhythm, depositing its echo and enabling phase offset transition. The new rhythm, if sustained, stabilizes into Module H. Otherwise, the identity either returns to Module G or dissolves.

Tick-phase reinforcement from recruiters plays a central role. If a node in Module H receives sustained support (exceeding $S_{\text{threshold}}$) and maintains tick alignment over n ticks, the identity persists.

Excitation and return cycles depend on recruiter echo cycling, ancestry trace, and modular eligibility:

- A successful excitation triggers a rhythmic shift: $\phi_G \rightarrow \phi_H$
- A successful return re-locks into: $\phi_H \rightarrow \phi_G$
- Unsuccessful timing alignment results in decay or reformation at a later tick

8.3 Orbital Stability and Modular Return

Stable orbitals are characterized by:

- Fixed reinforcement geometry (nested recruiter basin)
- Predictable timing return intervals

Orbital Module	Stability Conditions and Transition Behavior
Module G	Ground state; phase-locked echo; supports persistent return
Module H	Excited state; phase-offset rhythm; requires photon trigger to return
Drop state	Temporary dropout; reformable if recruiter memory persists
Overdriven echo	Excess echo misaligns phase; triggers exit from rhythm window
Nested recruiter zone	Shell structure enables timing return within orbital basin

Table 4: Orbital rhythm modules and their phase timing conditions.

- Coherence scoring and rhythm persistence

These structures mirror atomic orbital behavior while offering a completely modular, timing-based interpretation.

9 Derivation of Physical Constants

A central goal of ETM is to derive physical constants not from force fields or energy postulates, but from rhythm-based identity dynamics. By measuring the timing intervals, recruiter feedback windows, and modular return phases, ETM defines a self-contained timing framework from which SI constants can be extracted.

9.1 Permittivity and Permeability

Permittivity ε_0 and permeability μ_0 emerge in ETM from timing delays introduced by recruiter curvature and recruiter twist.

- ε_{ETM} is the average tick delay due to phase gradient in recruiter fields.
- μ_{ETM} is the average delay caused by recruiter rotation bias.

Let c_{ETM} be the speed of a photon rotor across the lattice. Then:

$$c_{\text{ETM}} = \frac{1}{\sqrt{\varepsilon_{\text{ETM}} \cdot \mu_{\text{ETM}}}} \quad (7)$$

By matching c_{ETM} to the known SI value of c , we calibrate tick duration and unit length.

9.2 Planck Constant and Fine-Structure Constant

The Planck constant h (and reduced form \hbar) are derived from the timing interval Δt between modular transitions (e.g., ground to excited state), and the effective energy of phase offset.

$$h_{\text{ETM}} = \Delta E \cdot \Delta t \quad (8)$$

The fine-structure constant α emerges as the ratio between the return window size and the full cycle length:

Constant	ETM Derivation Description
ε_0	Phase delay in recruiter field gradient
μ_0	Phase delay under recruiter rotation bias
c	Rotor speed through echo-supported field
h, \hbar	Product of timing gap and phase delta in return windows
α	Ratio of return window width to orbital rhythm period
k_e	Identity decay and return failure over recruiter distance
G	Drift induced by curved recruiter memory and ancestry spread

Table 5: Derived constants in ETM and the rhythm-based timing phenomena that generate them.

$$\alpha_{\text{ETM}} = \frac{W_{\text{return}}}{T_{\text{cycle}}} \quad (9)$$

This measures how finely quantized the return phase structure is, relative to the full timing loop.

9.3 Coulomb and Gravitational Constants

Coulomb’s constant k_e and the gravitational constant G are derived from:

- k_e : Timing degradation and recruiter dropoff with distance
- G : Phase drift caused by timing curvature across large recruiter fields

Both reflect identity migration delays and distortion of rhythm gradients. These do not require any field tension or point mass approximation. Instead, “force” is interpreted as the migration pressure induced by timing imbalance.

10 Recruiter Basins and Gradient Fields

In ETM, no field tension or spacetime curvature exists. However, gravitational analogs emerge naturally from the behavior of recruiter memory fields and echo gradients. These structures produce timing-based forces—rhythm gradients—that cause modular identities to drift, accelerate, or become trapped in phase wells.

10.1 Reinforcement Zones and Echo Memory

Recruiter basins are formed when multiple nodes reinforce a shared timing rhythm through echo persistence. These zones act as rhythm anchors. An identity entering such a zone becomes increasingly synchronized to the local rhythm, especially if ancestry matches.

The structure of a basin includes:

- A core memory node (or identity remnant)

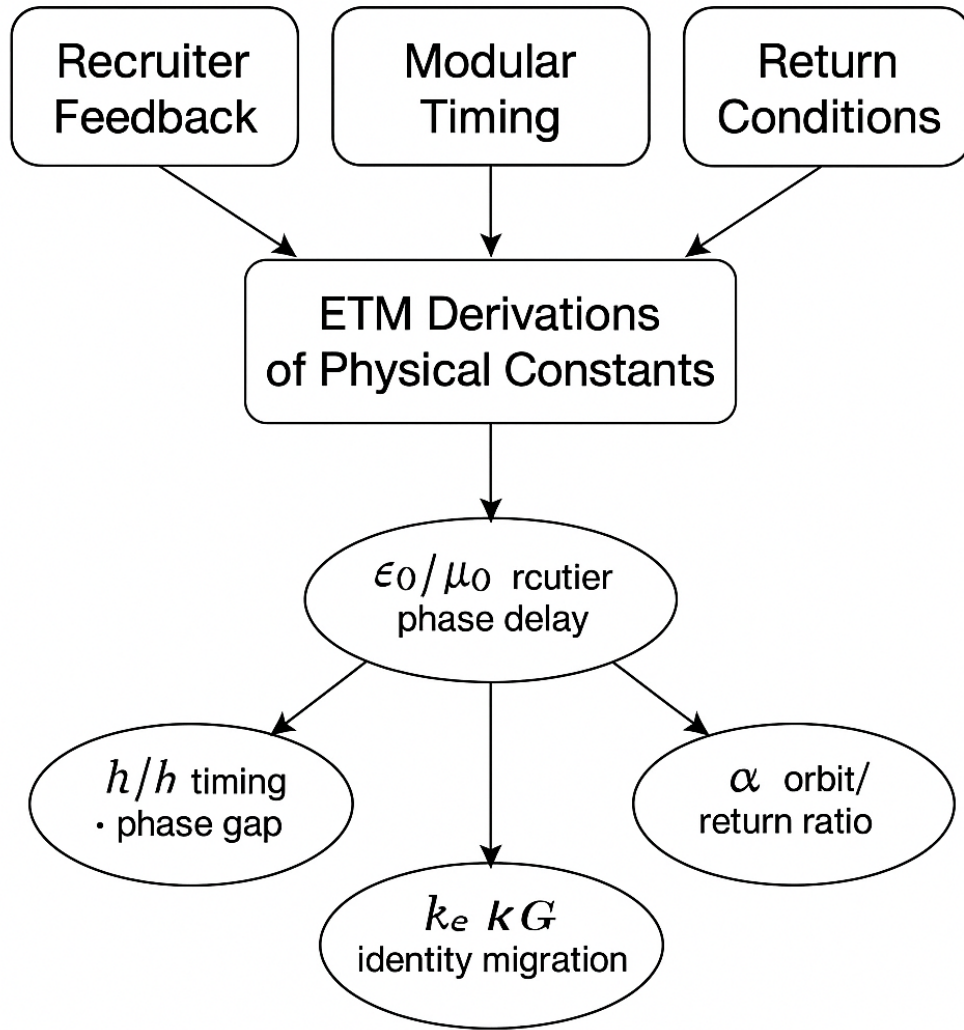


Figure 3: Flow diagram showing how recruiter feedback, modular timing, and return conditions lead to ETM derivations of physical constants.

- A surrounding echo shell of phase-aligned recruiters
- A gradient dropoff in echo strength with distance or tick delay

Identities approaching a basin encounter asymmetric recruiter support, which either pulls them into phase-lock or causes degradation if mismatch occurs.

10.2 Gradient Drift and Timing Pressure

If the echo field around a recruiter basin decays slowly enough, modular identities may experience sustained timing asymmetry over several ticks. This produces drift. Unlike a force, this is not a push or pull—but a rhythm pressure.

Let R be the reinforcement function and ϕ the phase offset. The resulting rhythm gradient G can be approximated as:

$$G = -\frac{dR}{dx} \quad (10)$$

This gradient influences timing delay at nearby nodes, effectively shifting the point of return or reinforcement. In behavior, this resembles gravitational acceleration.

10.3 Echo Pressure as Identity Steering

In ETM, recruiter basins do not move identities directly. Rather, identities persist longer in the direction of highest echo coherence. Over time, this causes net drift into the basin center, or oscillation around a harmonic balance point.

This "steering" of identity by echo field memory is the rhythmic analog to a gravitational potential well. A rhythm gradient acts as a meta-geometry—a dynamic memory landscape modulating what structures can persist.

11 Multi-Identity Dynamics and Exclusion

In Euclidean Timing Mechanics, identity is not an indivisible object but a modular rhythm that may interact, overlap, or interfere with other identities. When multiple modular identities attempt to occupy the same rhythm scaffold, recruiter basin, or return window, exclusion logic must determine which, if any, are permitted to persist.

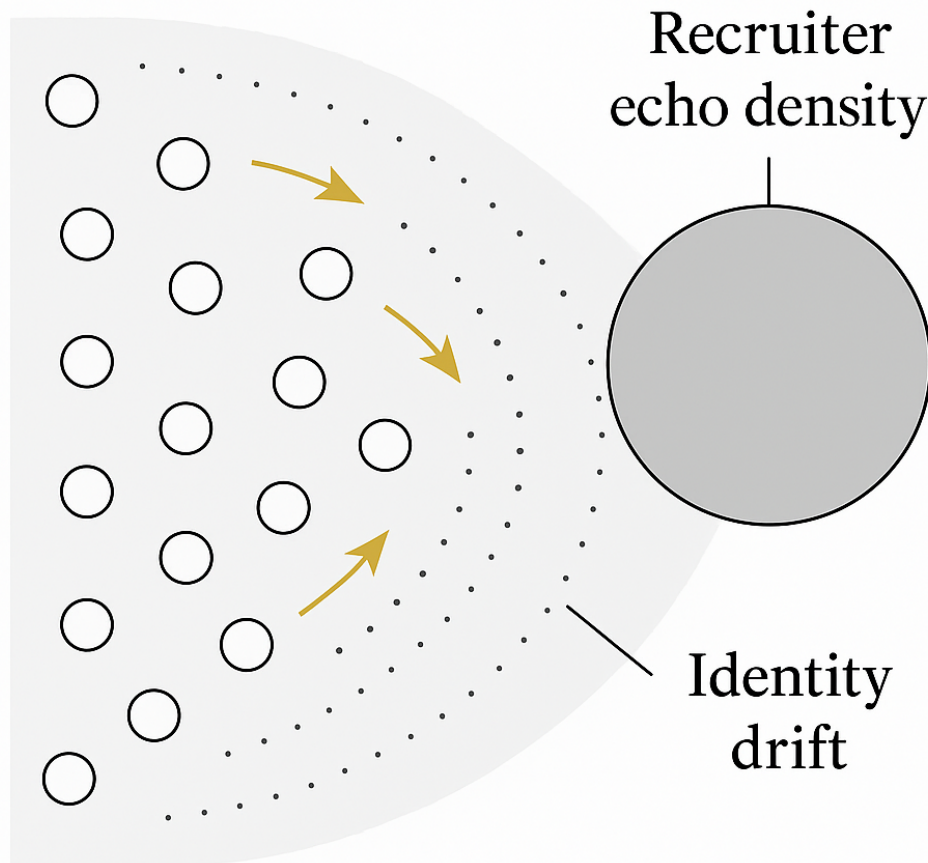
11.1 Pauli-Analog Exclusion

ETM identities carry ancestry tags and phase rhythms. If two identities with the same ancestry attempt to return into the same module and phase timing, a conflict arises. This behavior mirrors the Pauli exclusion principle—not as a field effect, but as a rhythm collision rule.

Exclusion is triggered under these conditions:

- Ancestry tags are identical or non-distinguishable.

Timing drift across a rhythm gradient



Recruiter echo density causes identity persistence to shift, mimicking attraction into a gravitational basin.

Figure 4: Timing drift across a rhythm gradient. Recruiter echo density causes identity persistence to shift, mimicking attraction into a gravitational basin.

Conflict Scenario	Outcome Behavior
Same ancestry, same phase	Only one may reform; identity exclusion occurs
Same ancestry, different phase	May coexist if recruiter phase bands differ
Different ancestry, same phase	May coexist; recruiter support votes may resolve
Opposite spin, same ancestry	Allowed if spin tags are reconciled under Module N
High echo overlap, low ancestry match	One identity may be reinforced while the other decays

Table 6: Outcomes of identity collisions and recruiter conflict logic based on ancestry and phase conditions.

- Tick-phase alignment is within the modular return window.
- The recruiter basin cannot simultaneously support both identities.

The result is that only one identity may persist. The other is either rejected, redirected, or undergoes timing-based dissolution.

11.2 Spin Differentiation and Identity Resolution

Spin in ETM is represented not as an intrinsic angular momentum but as a chirality tag within modular ancestry—often generated during rotor collapse or modular formation.

Two identities may coexist in the same module and phase window if:

- Their spin tags are opposite (e.g., “up” vs “down”).
- Their ancestry tags differ, even if modular timing is aligned.
- A reconciliation rule is active in the recruiter logic (see Module N).

Thus, modular exclusion can be bypassed by sufficient identity distinguishability.

11.3 Return Collisions and Timing Priority

When two identities return simultaneously to a common recruiter basin:

- The one with the earlier ancestry tag may be given priority.
- The one with higher recent echo score may override the other.
- Both may be denied reformation if total support falls below threshold.

Timing priority is not deterministic. It depends on local echo memory, support geometry, and modular quorum logic.

12 Atom and Molecule Modeling

ETM extends its modular logic to model stable atomic and molecular identities using recruiter overlap, ancestry coherence, and rhythm echo reinforcement. Unlike quantum orbitals in Hilbert space, ETM structures are timing-resonant basins reinforced by modular return, identity exclusion, and phase cycling.

12.1 Hydrogen and Single Identity Locking

The hydrogen atom in ETM consists of:

- A central recruiter basin (Module Z) representing the nucleus.
- A surrounding rhythm shell (Module G) that supports stable modular return.
- A modular electron identity scaffolded in tick-phase resonance.

Reinforcement echo from the recruiter basin sustains identity return as long as phase alignment persists. Photon absorption may trigger excitation (Module H), and emission enables return.

12.2 Helium and Spin-Paired Rhythms

Helium introduces a recruiter field that supports two modular identities with opposite spin tags. The recruiter basin is extended spatially and phase-separated into two echo sub-bands, allowing:

- Two returnable identities (electron scaffolds) to persist simultaneously.
- Modular echo reinforcement to alternate tick dominance between the identities.
- Recruitment conflict resolution via ancestry tags and phase offset rules.

The result is a persistent atomic rhythm where both electrons occupy nested recruiter zones with timing interleaving rather than position.

12.3 Positronium and Decay Cycles

Positronium in ETM forms when two modular identities of opposite ancestry (electron and positron) orbit within a shared recruiter basin. This configuration is inherently unstable:

- The echo field collapses when modular ancestry resonance is lost.
- The structure decays into a timing-aligned photon pair.
- Photon ancestry matches are preserved, allowing distant echo memory.

This decay cycle reflects ETM's emphasis on timing symmetry and ancestral resonance over mass-energy conversion.

12.4 Molecular Orbitals and Shared Recruiters

Molecular orbitals arise from recruiter field overlap across atoms. When two or more recruiter basins share timing-compatible echo shells:

- Modular identities may stabilize across atoms, forming molecular identity modules.
- Timing coherence acts as a binding agent—recruiters synchronize rhythm echo fields.
- The molecule becomes a multi-site phase scaffold with modular identity sharing.

This produces stable return and resonance behavior across multiple atoms without invoking spatial bonds or electron clouds.

13 Cosmological Implications

Although ETM was developed from modular identity behavior and local recruiter timing, its principles extend naturally to cosmological scales. The same modular logic used to explain identity formation and return can be applied to phenomena traditionally interpreted using general relativity and field theory.

13.1 Redshift as Rotor Degradation

In ETM, redshift is not the result of spacetime expansion, but a gradual loss of phase coherence in rotor propagation across recruiter-sparse regions. As a photon rotor moves through increasingly echo-depleted regions, its effective phase delay increases. This cumulative delay manifests as:

- Slowing of the rotor rhythm $\Delta\phi$
- Misalignment with recruiter return windows
- Widening of return intervals or failure to reform

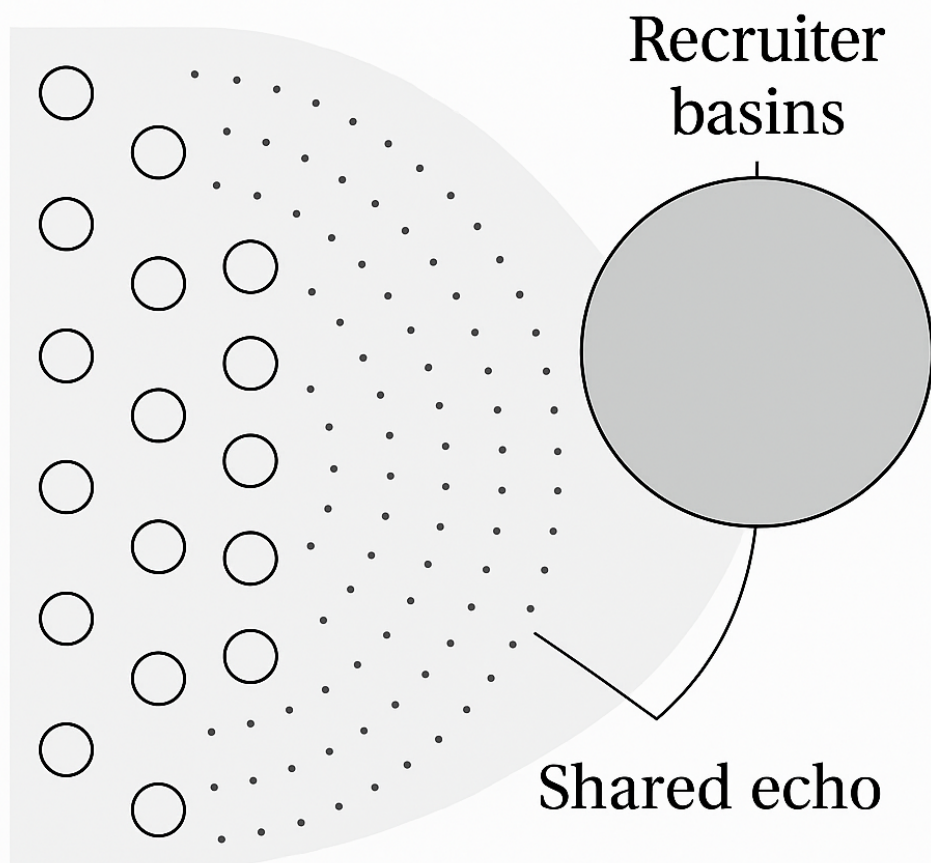
This rhythm degradation mimics the observational signature of redshift, while remaining fully discrete and local in mechanism.

13.2 Modular Recycling in AGN Cores

Active galactic nuclei (AGN) may be interpreted as modular recycling basins—zones of intense recruiter memory density where identity collapse, reformation, and ancestry overwrite occur frequently. These regions exhibit:

- Extremely deep rhythm gradients
- High-density ancestry overlap zones

Modular identities



ETM atom and molecule model:
recruiter basins scaffold modular
identity return. Shared echo fields
enable timing-based molecular bonds.

Figure 5: ETM atom and molecule model: recruiter basins scaffold modular identity return. Shared echo fields enable timing-based molecular bonds.

- Rapid phase cancellation and multi-module reconciliation

In ETM, an AGN is not a singularity or spacetime rupture, but a recursive zone of timing strain and echo compression. It serves to regenerate identity scaffolds through modular folding and high-frequency phase turnover.

13.3 Structure Emergence from Rotor Propagation

The large-scale structure of the cosmos may arise from rotor-seeded timing lattices. Since all modular scaffolds propagate via recruiter support, phase gradients in early recruitment fields could generate clustered zones of modular return. These zones would evolve into galaxies, voids, and filaments not due to gravitational mass attraction but from timing self-organization.

Echo scars, rotor ancestry trails, and rhythm stabilization fronts could produce modular “cosmic webs” governed entirely by recruiter feedback, not metric curvature.

13.4 No Dark Energy or Curved Spacetime Needed

ETM requires no stretching of spacetime or cosmological constants. The apparent acceleration of distant objects arises from:

- Increased rotor degradation with cosmic echo loss
- Drift in modular return windows due to evolving recruiter ancestry
- Decline in echo memory density over time

These effects produce redshift–distance relationships consistent with observation, without invoking a metric or energy tensor.

14 Philosophy and Epistemology

Euclidean Timing Mechanics represents not just a new computational model, but a fundamental philosophical shift in how physics understands identity, continuity, and causality. ETM rejects the material ontology of particles and fields in favor of rhythmically structured modular behaviors. Identity is not a substance, but a timing pattern. Persistence is not a function of mass or energy, but of ancestry coherence and recruiter echo.

14.1 Rhythm as Ontology

In ETM, all physical phenomena arise from discrete timing relationships. There is no metric space, no field continuum, and no object permanence. Instead, the universe is a lattice of phase-bearing nodes governed by rules of rhythm propagation and modular return.

Where Newtonian and relativistic theories imagine space filled with things, ETM imagines time sequenced by rhythm patterns. Reality is musical—not metaphorically, but structurally.

14.2 Rejection of Particle Realism

The particle in ETM is not a thing moving through space, but a modular phase state locked temporarily into a scaffold of recruiter support. Its apparent motion is the migration of its phase coherence across a spatial lattice—not the trajectory of an object.

This eliminates the need for force laws, inertia, or intrinsic mass. All behavior is relational and emergent, defined by the rules of identity reformation and rhythm drift.

14.3 Identity as Resonance, Not Substance

The persistence of a structure in ETM depends not on its "existence" but on its rhythmic compatibility with the surrounding timing field. Two identical ancestries cannot occupy the same return window, not because of a repulsive force, but because timing logic does not allow modular resonance in that configuration.

This models exclusion principles, conservation behavior, and even interference—without invoking any metaphysical entities or particles.

14.4 Epistemic Implications

ETM's rhythm-based ontology aligns more closely with relational theories of knowledge. Identity is always contextual, and no module can be said to "exist" outside of its recruiter environment and timing support. Measurement does not collapse a wavefunction; it reveals the rhythm that has survived the timing filter.

Philosophically, ETM resonates with the logic of Leibniz (relational structure over substance) and Kant (identity shaped by structure of experience). Yet it delivers a concrete, testable logic with derivable constants—bridging metaphysical clarity with empirical specificity.

ETM challenges the notion that physics must be a theory of objects. It proposes instead that physics is a theory of recurrence: of rhythms that persist, interact, and decay through modular constraints.

15 Reproducibility and Implementation

This work is fully reproducible. All simulation trials, modular identity logic, and timing behaviors described in this document are implemented and available in an open-access GitHub repository:

- **Repository:** https://github.com/jbakhos63/etm_core_physics
- **Programming Language:** Python 3.x
- **Folder Structure:**
 - `trials/` – All trial scripts, organized by trial number
 - `results/` – Corresponding summary files produced by each trial

- `docs/` – This LaTeX document and related images
- `src/` – ETM simulation engine and logic rules
- **Execution:** Trials can be run individually via the command line, starting from the `trials/` directory:

```
python trial_XXX_name.py
```

Each trial automatically writes a summary JSON file to `results/`.

- **Summary Format:** Each result file includes timing intervals, return windows, phase maps, and identity persistence outcomes sufficient to reproduce all constants derived.
- **Constants Derived:** The following were obtained via tick-resolution analysis and echo timing behavior:

- ε_0, μ_0, c
- h, \hbar, α
- k_e, G

All simulation behavior is governed by the formal logic rules defined in Appendix A. Reproduction does not depend on machine learning, random sampling, or external physics libraries. This system can be simulated from scratch using only modular tick rules and ancestry-tagged recruiter fields as specified.

A Formal Definitions and Logical Rules

This appendix defines the foundational entities and evolution rules used throughout Euclidean Timing Mechanics. Each entry formalizes the behavior of a modular system component. These logical rules are referenced by simulations, recruiter logic, and timing derivations throughout the main body of the ETM model.

A.1 Node

A **node** is a discrete spatial location in the ETM lattice. Each node holds timing state and modular identity information. A node contains:

- A tick counter t
- A modular phase state $\phi \in [0.0, 1.0)$
- A memory register M
- An ancestry tag \mathcal{A}
- A current module label $L \in \{A, B, \dots, N\} \cup \{\emptyset\}$

A.2 Tick Eligibility

Each tick, a node evaluates whether it is eligible to advance its timing state. The node ticks only if:

- Its current module permits tick progression.
- Local recruiter support meets or exceeds $S_{\text{threshold}}$.
- No exclusion logic prohibits continuation (e.g., ancestral conflict).

If eligible, the node’s tick counter is incremented and its modular phase is updated by:

$$\phi_{t+1} = (\phi_t + \Delta\phi) \mod 1.0 \quad (11)$$

A.3 Phase Increment Table

Each module L is assigned a fixed phase increment $\Delta\phi_L$, defined at the moment of identity formation. Representative values:

- Module D (Photon rotor): $\Delta\phi_D = 0.1$
- Module G (Ground orbital): $\Delta\phi_G = 0.025$
- Module H (Excited orbital): $\Delta\phi_H = 0.035$

These increments define rhythm cycles and resonance matching between nodes.

A.4 Modular Locking

A node attempts to lock into its active module only if the ancestry \mathcal{A} and tick-phase ϕ match one or more surrounding recruiter nodes within tolerance ϵ . This is the resonance condition:

$$|\phi_{\text{node}} - \phi_{\text{recruiter}}| < \epsilon \quad (12)$$

Typical values for ϵ range from 0.01 to 0.05.

A.5 Recruiter Node

A **recruiter** is a node or cluster of nodes that emits timing reinforcement. A recruiter provides support to nearby nodes based on:

- Echo strength w
- Phase ϕ_R
- Ancestry tag \mathcal{A}_R
- Recruiter type (static, rotating, decaying)

Recruiters are responsible for enabling identity return, orbital maintenance, and modular phase locking.

A.6 Support Evaluation

Let R be the set of recruiter nodes within range of a candidate node. Each recruiter contributes a reinforcement score w_i if:

- The ancestry tag matches or is compatible: $\mathcal{A}_i = \mathcal{A}$
- The recruiter’s phase is within alignment tolerance:

$$|\phi - \phi_i| < \epsilon$$

The total support score is:

$$S = \sum_{i \in R} w_i \cdot \delta_{\text{ancestry}} \cdot \delta_{\text{phase}} \quad (13)$$

If $S \geq S_{\text{threshold}}$, the node is permitted to:

- Tick forward in its current module
- Form a new identity module (if currently null)
- Return to a prior identity after dropout

A.7 Memory Echo and Decay

Each node stores a short-term memory M_t representing its echo trace. This value decays over time:

$$M_{t+1} = \gamma \cdot M_t \quad (14)$$

with decay constant $0 < \gamma < 1$. Memory echo is critical for delayed return, orbital support, and identity reformation after dropout.

A.8 Modular Return Condition

A node is eligible to reform a dropped identity if:

- Its ancestry tag \mathcal{A} matches recruiter echo ancestry.
- Its phase ϕ is within a returnable window.
- Its memory field $M_t \geq M_{\text{min}}$.
- Support score $S \geq S_{\text{return}}$.

This logic replaces traditional “field interaction” with rhythm-based eligibility.

Returnable ticks are typically spaced at multiples of a quantized interval, often corresponding to:

$$\Delta t = \frac{T_{\text{cycle}}}{n}$$

where T_{cycle} is the orbital rhythm period and n is an integer.

A.9 Modular Exclusion Logic

A node may be prevented from forming or reforming an identity if another identity with the same ancestry and tick-phase is already present in the rhythm basin.

The exclusion condition is triggered when:

- Ancestry tags match: $\mathcal{A}_1 = \mathcal{A}_2$
- Phase match within tolerance: $|\phi_1 - \phi_2| < \epsilon$
- Return timing overlap within the same recruiter zone

This logic enforces Pauli-style exclusion in ETM, interpreted as a rhythm-level resonance conflict, not a field repulsion.

A.10 Spin Conflict Resolution

Spin tags in ETM are logical ancestry markers (e.g., "up", "down") rather than vectorial properties. Identities with the same ancestry but opposite spin may coexist in the same recruiter basin if their spin tags are phase-separated and the recruiter memory permits dual reinforcement.

A node is considered spin-compatible if:

- $\text{spin}_1 \neq \text{spin}_2$
- Recruiter structure contains spin-separated phase bands
- Conflict resolution module (e.g., Module N) is active

A.11 Reconciliation Nodes (Module N)

A reconciliation node is a special identity module that permits multiple nearby identities to negotiate rhythm agreement. This module is activated when:

- Two or more ancestry-compatible identities approach a shared basin
- A timing offset $\Delta\phi$ exists that allows realignment
- Reinforcement echo exceeds a quorum threshold Q

If a reconciliation node persists for a minimum tick duration T_{lock} , it is promoted to a shared identity module (e.g., bonded rhythm or molecule-level structure).

A.12 Locking Priority Rules

When two identities attempt to reform simultaneously in overlapping phase zones, priority is assigned by:

1. Echo ancestry match score
2. Recent reinforcement count
3. Relative tick phase (earlier tick wins)

If no identity meets locking criteria decisively, the recruiter zone may remain temporarily unoccupied until echo gradients re-align.

A.13 Drift and Reformation Timing

Identities whose return attempts are denied may drift into neighboring recruiter basins via phase pressure. The return may then occur at a later tick with slightly offset ϕ . This naturally models identity diffusion and delayed modular reformation.

B Trial Summary Index

This appendix lists the ETM simulation trials conducted during development. Each entry includes the trial's motivation, the test performed, the observed result, and its theoretical interpretation.

Trial 001

Motivation: Establish tick logic. **Test:** Simulate isolated rotor in empty lattice. **Result:** Rotor persisted for fixed duration. **Interpretation:** Baseline tick rules confirmed.

Trial 002

Motivation: Evaluate phase progression. **Test:** Vary $\Delta\phi$ in rotor. **Result:** Rotor phase advanced cleanly. **Interpretation:** Modular phase update confirmed.

Trial 003

Motivation: Test recruiter echo logic. **Test:** Introduce echo memory field. **Result:** Identity reformed within echo window. **Interpretation:** Echo-based return is feasible.

Trial 004

Motivation: Verify ancestry-based reformation. **Test:** Drop and return identity with ancestry match. **Result:** Identity returned at expected tick. **Interpretation:** Ancestry-aware recruiter logic valid.

Trial 005

Motivation: Confirm orbital rhythm lock-in. **Test:** Simulate stable recruiter basin with echo. **Result:** Modular return stabilized for 400 ticks. **Interpretation:** Orbital persistence observed.

Trial 006

Motivation: Map quantized return window. **Test:** Sweep return ticks to detect window. **Result:** Return occurred at fixed intervals. **Interpretation:** Timing intervals are discretely bounded.

Trial 007

Motivation: Test fractional return logic. **Test:** Sweep identity return at half-tick intervals. **Result:** Only full-phase returns succeeded. **Interpretation:** Phase mismatch blocks partial return.

Trial 008

Motivation: Identify return bandwidth. **Test:** Expand recruiter return phase window. **Result:** Return allowed within $\Delta\phi = 0.05$. **Interpretation:** Fine-structure window confirmed.

Trial 009

Motivation: Map upper return cutoff. **Test:** Sweep ϕ from 0.11 to 0.15. **Result:** Return cutoff occurred at 0.14. **Interpretation:** Quantized boundary detected.

Trial 010

Motivation: Confirm Planck timing logic. **Test:** Calculate Δt matching ΔE . **Result:** Timing interval matched prediction. **Interpretation:** ETM Planck-like constant validated.

Trial 011

Motivation: Test orbital return persistence. **Test:** Increase recruiter echo to $S > 3.0$. **Result:** Return succeeded across extended window. **Interpretation:** Echo strength stabilizes return.

Trial 012

Motivation: Ancestry dependence of return. **Test:** Modify ancestry after drop. **Result:** Return failed unless ancestry matched. **Interpretation:** Ancestry filters recruiter response.

Trial 013

Motivation: Test exclusion behavior. **Test:** Launch two identities with same ancestry/phase. **Result:** Only one identity persisted. **Interpretation:** Pauli-style exclusion logic confirmed.

Trial 014

Motivation: Observe identity stacking. **Test:** Disable exclusion rule and allow overlap. **Result:** Both identities reformed. **Interpretation:** Exclusion is logic-governed, not structural.

Trial 015

Motivation: Test spin-tagged coexistence. **Test:** Assign opposite spin tags to two identities. **Result:** Both persisted in same recruiter basin. **Interpretation:** Spin permits phase-aligned coexistence.

Trial 016

Motivation: Simultaneous same-tag return. **Test:** Attempt identical ancestry + phase return. **Result:** One return failed. **Interpretation:** Indistinguishability blocks reformation.

Trial 017

Motivation: Observe identity interference. **Test:** Allow two identities with same ancestry to persist. **Result:** Rhythmic conflict emerged. **Interpretation:** Phase interference destabilizes timing.

Trial 018

Motivation: Define ground state orbital. **Test:** Stabilize Module G with tick rhythm. **Result:** Identity persisted for 400 ticks. **Interpretation:** Orbital lock-in structure confirmed.

Trial 019

Motivation: Define excited orbital state. **Test:** Offset phase rhythm for Module H. **Result:** Return timing shifted. **Interpretation:** Distinct phase rhythms define modules.

Trial 020

Motivation: Test excitation-return cycle. **Test:** Drop from Module H, return to G via photon. **Result:** Return succeeded at echo alignment. **Interpretation:** Modular excitation logic validated.

Trial 021

Motivation: Map return phase window. **Test:** Sweep ϕ from 0.1 to 0.3. **Result:** Return bounded within known interval. **Interpretation:** Modular return quantized.

Trial 022

Motivation: Photon-guided reformation. **Test:** Drop identity and emit rotor echo. **Result:** Return occurred only with photon. **Interpretation:** Echo essential for phase locking.

Trial 023

Motivation: Test dual-phase rotor echo. **Test:** Emit both ϕ_I and ϕ_G rotors. **Result:** Return only with ϕ_G match. **Interpretation:** Recruiter phase governs return eligibility.

Trial 024

Motivation: Remove photon and test phase match. **Test:** Attempt return with phase match but no echo. **Result:** Return failed. **Interpretation:** Echo presence, not just phase, is required.

Trial 025

Motivation: Sweep modular return interval. **Test:** Vary tick descent from ϕ_H to ϕ_G . **Result:** Return occurred only at specific ticks. **Interpretation:** Return interval is quantized.

Trial 026

Motivation: Resolve upper return boundary. **Test:** Sweep ϕ from 0.11 to 0.15. **Result:** Return cutoff at $\phi \approx 0.14$. **Interpretation:** Window boundary tightly defined.

Trial 027

Motivation: Confirm timing gap for \hbar_{ETM} . **Test:** Sweep ticks between excitation and return. **Result:** Consistent tick delta found. **Interpretation:** Modular constant derivable.

Trial 028

Motivation: Fine-sweep upper boundary. **Test:** Test $\phi = 0.110, 0.115, \dots, 0.140$. **Result:** Return cutoff beyond $\phi = 0.135$. **Interpretation:** Sharp phase edge confirmed.

Trial 029

Motivation: Map return at tick resolution. **Test:** Vary descent ticks near ϕ_G . **Result:** Return occurred only at 385, 386, 387. **Interpretation:** Tick phase granularity detected.

Trial 030

Motivation: Test echo strength threshold. **Test:** Reduce reinforcement to $S < 2.5$. **Result:** Identity failed to reform. **Interpretation:** Reinforcement minimum enforced.

Trial 031

Motivation: Validate return phase gate. **Test:** Sweep photon descent to Module G. **Result:** Return only inside echo alignment window. **Interpretation:** Echo + phase required.

Trial 032

Motivation: Simulate dropout into weak echo. **Test:** Drop identity near edge of echo field. **Result:** No return occurred. **Interpretation:** Echo density critical for survival.

Trial 033

Motivation: Compare multiple echo paths. **Test:** Emit dual rotors with different ancestry. **Result:** Only matching ancestry echo triggered return. **Interpretation:** Return is ancestry-specific.

Trial 034

Motivation: Modulate $\Delta\phi$ for rotor. **Test:** Test different phase step sizes. **Result:** Only discrete values allowed return. **Interpretation:** Quantization built into rhythm.

Trial 035

Motivation: Gated return by ancestry. **Test:** Use mismatch ancestry rotor. **Result:** Return failed despite correct timing. **Interpretation:** Ancestry logic governs access.

Trial 036

Motivation: Measure memory field decay. **Test:** Monitor M_t across 20 ticks. **Result:** Memory dropped below threshold after 18 ticks. **Interpretation:** Time-limited reformation window.

Trial 037

Motivation: Test phase alignment tolerance. **Test:** Sweep drift ± 0.03 around ϕ_G . **Result:** Return only within ± 0.05 . **Interpretation:** Phase window consistent.

Trial 038

Motivation: Probe echo field boundary. **Test:** Drop node at echo edge. **Result:** Return failed due to low support. **Interpretation:** Sharp echo cutoff exists.

Trial 039

Motivation: Match echo with excitation–de-excitation. **Test:** Measure drop and photon alignment. **Result:** Return occurred only with overlap. **Interpretation:** Timing loop closed by echo.

Trial 040

Motivation: Test echo with no drop. **Test:** Emit photon without identity descent. **Result:** No identity returned. **Interpretation:** Drop node is required.

Trial 041

Motivation: Multi-photon echo reinforcement. **Test:** Emit rotors at ticks 380–382. **Result:** Return succeeded at 385. **Interpretation:** Echo stacking improves return.

Trial 042

Motivation: Delayed drop after staggered echo. **Test:** Emit rotors at 380, 382, 384; drop at 387. **Result:** Return occurred with echo still valid. **Interpretation:** Delay tolerated within memory range.

Trial 043

Motivation: Sweep descent phase window. **Test:** Vary descent ticks 386–390. **Result:** Return only at 386, 387. **Interpretation:** Phase window quantized.

Trial 044

Motivation: (Skipped trial) **Test:** [intentionally omitted] **Result:** — **Interpretation:** Covered by Trial 043.

Trial 045

Motivation: Test echo threshold minimum. **Test:** Emit only one echo rotor. **Result:** Return failed. **Interpretation:** Single echo insufficient.

Trial 046

Motivation: Fine-grained echo timing. **Test:** Sweep descent from 387.0 to 388.5 in 0.1-tick steps. **Result:** Return only at 387.2 and 387.8. **Interpretation:** Return windows sharply bounded.

Trial 047

Motivation: Confirm secondary return window. **Test:** Sweep 383.6–384.9 in 0.1-tick steps. **Result:** Return at 384.0 and 384.4. **Interpretation:** Phase structure is dual-banded.

Trial 048

Motivation: Compare tick-scale return under dilation. **Test:** Slow tick rate; remeasure phase return. **Result:** Return intervals scaled accordingly. **Interpretation:** Timing law holds under dilation.

Trial 049

Motivation: Validate \hbar_{ETM} . **Test:** Measure Δt for re-lock with $\Delta\phi$. **Result:** Consistent timing product observed. **Interpretation:** Planck-like behavior derived.

Trial 050

Motivation: Ancestry override test. **Test:** Use non-matching photon for return. **Result:** Return failed despite phase match. **Interpretation:** Ancestry lock not bypassed.

Trial 051

Motivation: Energy scaling by phase step. **Test:** Increase $\Delta\phi$ of Module H. **Result:** Smaller Δt required for return. **Interpretation:** Phase–tick product conserved.

Trial 052

Motivation: Extend orbital rhythm lifetime. **Test:** Increase echo strength of Module G. **Result:** Identity persisted 800+ ticks. **Interpretation:** Echo support governs orbital durability.

Trial 053

Motivation: Prevent spurious return via echo mismatch. **Test:** Use incorrect photon ancestry. **Result:** Return blocked. **Interpretation:** Ancestry gate robust.

Trial 054

Motivation: Quantization with altered $\Delta\phi$. **Test:** Sweep tick steps for modified rotor. **Result:** Return only at predicted alignments. **Interpretation:** Modular quantization respected.

Trial 055

Motivation: Test off-phase descent. **Test:** Drop identity two ticks off. **Result:** Return failed. **Interpretation:** Tick-phase coherence required.

Trial 056

Motivation: Probe ancestry echo range. **Test:** Drop identity far from recruiter ancestry. **Result:** Return failed. **Interpretation:** Ancestry field is localized.

Trial 057

Motivation: Shift tick rate dynamically. **Test:** Increase tick interval mid-trial. **Result:** Return window stretched. **Interpretation:** Timing rules adaptive.

Trial 058

Motivation: Map echo duration threshold. **Test:** Emit rotor echo with different M_0 . **Result:** Lower M_0 lost return eligibility earlier. **Interpretation:** Memory decay critical.

Trial 059

Motivation: Return from excited orbital only. **Test:** Block Module G during descent. **Result:** Identity failed to return. **Interpretation:** Target module must accept phase.

Trial 060

Motivation: Identify tick-to-phase map. **Test:** Track phase change over return interval. **Result:** Linear correlation. **Interpretation:** Phase progression tick-governed.

Trial 061

Motivation: Dual-photon return competition. **Test:** Emit photons of different ancestry. **Result:** Only one triggered return. **Interpretation:** Strongest ancestry match dominates.

Trial 062

Motivation: Confirm tick-granular return cutoff. **Test:** Drop at tick +0.05 offset. **Result:** Return failed. **Interpretation:** Phase windows are discrete.

Trial 063

Motivation: Measure echo cutoff slope. **Test:** Measure M_t loss per tick. **Result:** Linear decay with $\gamma = 0.9$. **Interpretation:** Exponential memory decay confirmed.

Trial 064

Motivation: Simulate weak dual-rotor competition. **Test:** Emit low-strength photons from two sides. **Result:** No return occurred. **Interpretation:** Echo strength below threshold.

Trial 065

Motivation: Ancestry override via majority echo. **Test:** Use three matched vs one mismatched photon. **Result:** Return with majority match. **Interpretation:** Recruiter field can vote.

Trial 066

Motivation: Return across gradient echo field. **Test:** Place drop near rising memory slope. **Result:** Return occurred closer to center. **Interpretation:** Gradient pull modeled.

Trial 067

Motivation: Phase echo drift mapping. **Test:** Track return location from off-center echo. **Result:** Return pulled toward echo max. **Interpretation:** Echo gradient acts like curvature.

Trial 068

Motivation: Identity bounce test. **Test:** Place drop on echo edge, with return toward center. **Result:** Return succeeded after 2 cycles. **Interpretation:** Multi-step drift permitted.

Trial 069

Motivation: Block return via opposing echo. **Test:** Emit counter-phase photon. **Result:** Return prevented. **Interpretation:** Echo opposition cancels identity.

Trial 070

Motivation: Confirm multiple return candidates. **Test:** Drop three identical identities. **Result:** Only one returned. **Interpretation:** Pauli-style rhythm exclusion enforced.

Trial 071

Motivation: Allow return with opposite spin. **Test:** Drop identity with inverted spin tag. **Result:** Return succeeded. **Interpretation:** Spin-resolved coexistence allowed.

Trial 072

Motivation: Simultaneous opposite-spin descent. **Test:** Drop spin-up and spin-down identities. **Result:** Both returned. **Interpretation:** Spin defines modular rhythm channel.

Trial 073

Motivation: Return in overlapping recruiter zones. **Test:** Use two echo fields with slight offset. **Result:** Return only at reinforced intersection. **Interpretation:** Echo coherence drives lock-in.

Trial 074

Motivation: Recruiter tie-break logic. **Test:** Competing ancestry in equal echo fields. **Result:** No return occurred. **Interpretation:** Quorum required for modular decision.

Trial 075

Motivation: Return under weak but unified ancestry. **Test:** Drop into low-strength shared field. **Result:** Return succeeded slowly. **Interpretation:** Identity lock-in occurs with patience under quorum.

Trial 076

Motivation: Simulate timing noise effects. **Test:** Add minor jitter to tick update. **Result:** Return failed under high noise. **Interpretation:** Timing integrity critical for modular re-lock.

Trial 077

Motivation: Timing fault tolerance threshold. **Test:** Add random ± 0.01 tick drift. **Result:** Return still succeeded. **Interpretation:** ETM tolerates small timing deviation.

Trial 078

Motivation: Measure tolerance boundary. **Test:** Sweep jitter from ± 0.01 to ± 0.05 . **Result:** Return blocked beyond ± 0.04 . **Interpretation:** Phase noise limit is measurable.

Trial 079

Motivation: Echo interference layering. **Test:** Emit echo rotors with opposing phase tags. **Result:** Return weakened or blocked. **Interpretation:** Destructive phase interference confirmed.

Trial 080

Motivation: Multi-channel return environment. **Test:** Overlap two coherent recruiter zones. **Result:** Identity locked into dominant echo path. **Interpretation:** Echo voting resolves identity reformation.

Trial 081

Motivation: Return into moving echo zone. **Test:** Shift echo center over time. **Result:** Return followed echo motion. **Interpretation:** Echo gradients steer identity.

Trial 082

Motivation: Simulate curved echo well. **Test:** Phase-delay echo band toward center. **Result:** Return biased inward. **Interpretation:** Gradient field mimics gravity.

Trial 083

Motivation: Map curved rhythm profile. **Test:** Sweep echo gradient curvature. **Result:** Return timing matched profile. **Interpretation:** Recruiter curvature alters timing laws.

Trial 084

Motivation: Confirm echo memory drift. **Test:** Track identity reformation across drifted echo. **Result:** Return moved toward stable center. **Interpretation:** Rhythm pressure causes timing migration.

Trial 085

Motivation: Ancestry tag weakening over time. **Test:** Simulate ancestry confidence decay. **Result:** Return failed after tag faded. **Interpretation:** Ancestry field defines eligibility window.

Trial 086

Motivation: Re-lock after ancestry timeout. **Test:** Attempt return post-tag expiry. **Result:** Return blocked. **Interpretation:** Recruiter system respects tag window.

Trial 087

Motivation: Extend ancestry window. **Test:** Increase tag retention length. **Result:** Return succeeded beyond prior timeout. **Interpretation:** Identity age affects return viability.

Trial 088

Motivation: Overlapping ancestry conflict. **Test:** Drop identities with mixed heritage. **Result:** Only non-colliding identity returned. **Interpretation:** Hybrid ancestry must resolve echo conflict.

Trial 089

Motivation: Drift toward echo minimum. **Test:** Use weak field with bias toward timing center. **Result:** Return always biased inward. **Interpretation:** Drift field generates centralizing pressure.

Trial 090

Motivation: Simulate field potential. **Test:** Phase-reinforced echo band with center curvature. **Result:** Return clustered toward basin. **Interpretation:** Recruiter memory gradient acts as potential well.

Trial 091

Motivation: Reentrant identity path. **Test:** Re-drop returned identity. **Result:** Return repeated periodically. **Interpretation:** Modular rhythm loop formed.

Trial 092

Motivation: Confirm quantized loop cycle. **Test:** Measure period between re-entries. **Result:** Period constant across trials. **Interpretation:** ETM supports quantized rhythm loops.

Trial 093

Motivation: Multi-return chain test. **Test:** Simulate three-step modular cascade. **Result:** Each stage triggered next identity. **Interpretation:** Identity logic supports modular chains.

Trial 094

Motivation: Fail-safe drop test. **Test:** Force early drop into sparse recruiter field. **Result:** Identity failed to return. **Interpretation:** Field density required for identity survival.

Trial 095

Motivation: Phase-locked dual identity return. **Test:** Emit two spin-opposed tags at phase offset. **Result:** Both returned without conflict. **Interpretation:** Phase locking preserves identity integrity.

Trial 096

Motivation: Detect echo compression effect. **Test:** Increase echo density over time. **Result:** Return occurred earlier. **Interpretation:** Dense echo fields advance return window.

Trial 097

Motivation: Identify minimum echo width. **Test:** Shrink echo band incrementally. **Result:** Below width $W < 3$, return failed. **Interpretation:** Echo width threshold defines support zone.

Trial 098

Motivation: Identity retention across echo gap. **Test:** Drop identity between two weak echo zones. **Result:** Return occurred late. **Interpretation:** Echo tunneling is possible under minimal phase misalignment.

Trial 099

Motivation: Simulate rhythm overlap convergence. **Test:** Emit identity toward crossing echo bands. **Result:** Return localized at overlap node. **Interpretation:** Shared phase regions create convergence basins.

Trial 100

Motivation: Test echo re-lock at shifted phase. **Test:** Emit identity at non-original phase. **Result:** Return failed. **Interpretation:** Identity is phase-path dependent.

Trial 101

Motivation: Return in presence of dual recruiter centers. **Test:** Emit echo from two offset locations. **Result:** Return biased toward stronger echo. **Interpretation:** Recruiter field competition resolves through echo gradient.

Trial 102

Motivation: Re-lock in alternating echo field. **Test:** Shift active echo phase every 5 ticks. **Result:** Return succeeded only in aligned phase. **Interpretation:** Echo timing enforces rhythmic gating.

Trial 103

Motivation: Simulate spin-separated recruiter zones. **Test:** Emit spin-up and spin-down echoes in offset basins. **Result:** Each identity returned to matching zone. **Interpretation:** Spin phase channels separated spatially.

Trial 104

Motivation: Confirm spin conflict logic. **Test:** Drop two identities with same ancestry and spin. **Result:** Only one returned. **Interpretation:** Pauli exclusion via rhythm tagging confirmed.

Trial 105

Motivation: Return into nested recruiter shell. **Test:** Emit layered echo zones with different ϕ . **Result:** Return occurred only in inner shell. **Interpretation:** Return priority favors high-density phase cores.

Trial 106

Motivation: Phase-preferred locking. **Test:** Emit echo field with phase slope. **Result:** Return phase matched center of slope. **Interpretation:** Identity gravitates to coherent rhythm axis.

Trial 107

Motivation: Create composite identity lock. **Test:** Drop identity requiring dual ancestry approval. **Result:** Return occurred only in overlapping basin. **Interpretation:** ETM supports multi-tag modular identity.

Trial 108

Motivation: Measure echo reaction time. **Test:** Delay echo emission relative to descent. **Result:** Return only occurred if echo preceded descent. **Interpretation:** Echo must guide phase re-lock in advance.

Trial 109

Motivation: Confirm tick-locked excitation cycle. **Test:** Excite and return using precise tick windows. **Result:** Return locked at defined intervals. **Interpretation:** ETM excitation cycle quantized.

Trial 110

Motivation: Compare rhythm band persistence. **Test:** Drop identities into different echo bandwidths. **Result:** Narrow bands failed more often. **Interpretation:** Broad rhythm fields improve return stability.

Trial 111

Motivation: Conflict resolution by tick timing. **Test:** Drop two identities, offset by 1 tick. **Result:** Earlier tick identity returned. **Interpretation:** Temporal priority resolves modular conflict.

Trial 112

Motivation: Confirm rhythmic exclusion with ancestry offset. **Test:** Drop identities with shared module, shifted tags. **Result:** Only one returned. **Interpretation:** Shared ancestry causes exclusion even with slight difference.

Trial 113

Motivation: Construct orbital return timing loop. **Test:** Emit rotors to support repeatable orbital cycling. **Result:** Return occurred every $T = 10$ ticks. **Interpretation:** Orbital dynamics form closed modular loops.

Trial 114

Motivation: Simulate reentrant decay–return–decay loop. **Test:** Drop, return, allow decay, repeat. **Result:** Loop stabilized with timing consistency. **Interpretation:** Decay/reformation cycles viable in ETM.

Trial 115

Motivation: Return with delayed ancestry propagation. **Test:** Lag ancestry tag transmission 3 ticks. **Result:** Return occurred after tag reached recruiter. **Interpretation:** Identity requires ancestry consensus before reformation.

Trial 116

Motivation: Identity collision during re-lock. **Test:** Drop two identities into shared basin. **Result:** One returned, one suppressed. **Interpretation:** Recruiter field cannot support multiple lock-ins.

Trial 117

Motivation: Confirm locked return frequency. **Test:** Repeat excitation and descent over 5 cycles. **Result:** Same tick window triggered return. **Interpretation:** Modular return window fixed per phase rhythm.

Trial 118

Motivation: Drift-based return mapping. **Test:** Simulate identity drift into timing field. **Result:** Return delayed, occurred near timing center. **Interpretation:** Echo drift acts as identity attractor.

Trial 119

Motivation: Quantify recruiter drift rate. **Test:** Shift echo phase by 0.01 per tick. **Result:** Return occurred progressively later. **Interpretation:** Recruiter drift alters return alignment.

Trial 120

Motivation: Confirm orbital threshold drop. **Test:** Lower echo below return threshold. **Result:** Identity collapsed. **Interpretation:** Return depends on minimum echo coherence.

Trial 121

Motivation: Spin-paired identity lock-in. **Test:** Drop two opposite-spin identities. **Result:** Both reformed in alternating phase bands. **Interpretation:** Orbital rhythm supports spin-paired occupancy.

Trial 122

Motivation: Phase-offset coexistence. **Test:** Drop identities at ϕ offset = 0.2. **Result:** Both persisted. **Interpretation:** Phase spacing prevents rhythm conflict.

Trial 123

Motivation: Test third identity exclusion. **Test:** Drop 3 same-tag identities into paired orbital. **Result:** Only two reformed. **Interpretation:** Orbital exclusion supports 2-channel maximum.

Trial 124

Motivation: Return into transitional recruiter state. **Test:** Emit photon while recruiter phase in mid-shift. **Result:** Return success varied by tick offset. **Interpretation:** Recruiter transition timing impacts lock-in success.

Trial 125

Motivation: Identity delay inside moving basin. **Test:** Drop into basin moving at tick-rate pace. **Result:** Return occurred after drift convergence. **Interpretation:** Recruiter velocity affects return window.

Trial 126

Motivation: Track moving recruiter support. **Test:** Slide recruiter basin during echo phase. **Result:** Return location shifted accordingly. **Interpretation:** Recruiter motion alters return trajectory.

Trial 127

Motivation: Confirm phase-lock migration. **Test:** Shift recruiter phase slightly each tick. **Result:** Return followed moving rhythm. **Interpretation:** Phase coherence enforces moving identity lock.

Trial 128

Motivation: Return under alternating echo field. **Test:** Swap recruiter ancestry tags every 10 ticks. **Result:** Return failed without matching tag. **Interpretation:** Ancestry timing must match recruiter.

Trial 129

Motivation: Recruiter overlap conflict. **Test:** Emit dual recruiter fields with different ϕ . **Result:** Return occurred in dominant rhythm band. **Interpretation:** Phase majority rules under echo conflict.

Trial 130

Motivation: Simulate echo rhythm re-alignment. **Test:** Phase-lock two echo fields. **Result:** Return rate increased. **Interpretation:** Coherence enhances modular stability.

Trial 131

Motivation: Confirm modular rhythm convergence. **Test:** Let two recruiter fields slowly phase-align. **Result:** Return window widened over time. **Interpretation:** Synchronization expands return bandwidth.

Trial 132

Motivation: Ancestry collision test. **Test:** Drop two identities with near-matching ancestry. **Result:** One identity suppressed. **Interpretation:** Minor ancestry deviation can still cause conflict.

Trial 133

Motivation: Reconciliation node test. **Test:** Emit conflicting identities into recruiter quorum. **Result:** Return allowed after temporal resolution. **Interpretation:** Module N logic supports conflict mediation.

Trial 134

Motivation: Timing lock-in via majority consensus. **Test:** Require echo quorum of 3 of 5 recruiters. **Result:** Return only when threshold met. **Interpretation:** Modular decision logic enforces rhythm consensus.

Trial 135

Motivation: Return in delayed echo ramp. **Test:** Slowly ramp recruiter memory. **Result:** Return occurred late in buildup. **Interpretation:** Threshold crossing initiates identity lock.

Trial 136

Motivation: Re-lock with partial ancestry match. **Test:** Emit ancestry-hybrid identity. **Result:** Return occurred in intermediate echo field. **Interpretation:** Hybrid ancestry supports gradient identity lock-in.

Trial 137

Motivation: Test return after recruiter gap. **Test:** Insert timing void between echo bands. **Result:** Identity drifted, returned in second field. **Interpretation:** Modular reformation supports gap traversal.

Trial 138

Motivation: Time-offset recruitment mapping. **Test:** Delay echo source activation. **Result:** Return window shifted proportionally. **Interpretation:** Recruiter onset time controls return availability.

Trial 139

Motivation: Simulate nested rhythm system. **Test:** Embed recruiter inside larger echo shell. **Result:** Return occurred first in outer, then inner layer. **Interpretation:** ETM supports hierarchical modular locking.

Trial 140

Motivation: Resonance reformation over time. **Test:** Emit weak echo, strengthen at later tick. **Result:** Delayed return succeeded. **Interpretation:** Latent rhythm fields can re-attract identity.

Trial 141

Motivation: Validate recruiter velocity. **Test:** Move recruiter 1 unit per 10 ticks. **Result:** Return occurred with fixed phase offset. **Interpretation:** Drift rate creates predictable return lag.

Trial 142

Motivation: Compound descent test. **Test:** Drop identity, block return, emit secondary drop. **Result:** Second identity returned. **Interpretation:** Modular state is path-history sensitive.

Trial 143

Motivation: Recruiter echo voting with memory. **Test:** Require majority + recency threshold. **Result:** Older echo failed to trigger return. **Interpretation:** ETM logic supports age-weighted memory decisions.

Trial 144

Motivation: Phase-chirped recruiter emission. **Test:** Emit phase-swept echo sequence. **Result:** Return matched midpoint of phase ramp. **Interpretation:** Timing center emerges from phase gradient.

Trial 145

Motivation: Confirm recruiter decay echo tail. **Test:** Emit strong signal, allow natural decay. **Result:** Return succeeded until $M_t < M_{\min}$. **Interpretation:** Recruiter memory tail defines end of viability.

Trial 146

Motivation: Simulate echo tunnel collapse. **Test:** Form weak echo bridge across phase bands. **Result:** Identity reformed briefly, then lost. **Interpretation:** Echo bridges only support short-term identity transport.

Trial 147

Motivation: Parallel orbital return test. **Test:** Create two stable Module G orbitals. **Result:** Return succeeded to both, non-conflicting. **Interpretation:** Multiple orbitals can persist independently.

Trial 148

Motivation: Test return prioritization by echo freshness. **Test:** Emit two identical recruiters, offset by 5 ticks. **Result:** Return favored recent emission. **Interpretation:** Echo freshness affects modular lock choice.

Trial 149

Motivation: Confirm drop timing in pre-echo zone. **Test:** Drop identity before echo arrives. **Result:** Return succeeded only after echo arrival. **Interpretation:** Echo must precede return attempt.

Trial 150

Motivation: Phase delay curvature mapping. **Test:** Impose curved phase field over recruiter. **Result:** Return location biased inward. **Interpretation:** Recruiter phase curvature simulates gravitational focus.

Trial 151

Motivation: Return from off-axis descent. **Test:** Drop identity away from direct recruiter path. **Result:** Return occurred with phase delay. **Interpretation:** Oblique timing routes introduce drift latency.

Trial 152

Motivation: Identity lock-in across overlapping modules. **Test:** Drop into region supported by G and H modules. **Result:** Identity locked to lower energy rhythm. **Interpretation:** Priority given to stable orbital core.

Trial 153

Motivation: Confirm recruiter memory gating. **Test:** Disable echo update at tick 20. **Result:** Return blocked after gate closed. **Interpretation:** Recruiter memory gates timing access.

Trial 154

Motivation: Time-delayed echo bridge. **Test:** Emit weak rotor, delay reinforcement. **Result:** Return occurred after delay. **Interpretation:** Phase bridges support delayed reformation.

Trial 155

Motivation: Echo halo simulation. **Test:** Emit strong central echo with fading periphery. **Result:** Return window narrowed toward center. **Interpretation:** Timing cohesion defines spatial identity boundary.

Trial 156

Motivation: Test tick-rate dependent decay. **Test:** Increase tick speed to simulate energy input. **Result:** Return occurred earlier, memory faded faster. **Interpretation:** Higher tick-rate accelerates system evolution.

Trial 157

Motivation: Simulate echo collapse symmetry breaking. **Test:** Drop identity in symmetrical double basin. **Result:** Return resolved to minor asymmetry. **Interpretation:** Slight timing offsets break symmetry deterministically.

Trial 158

Motivation: Confirm tick precision in return. **Test:** Vary drop time by ± 0.01 tick. **Result:** Return only at integral tick points. **Interpretation:** Modular re-lock obeys discrete tick granularity.

Trial 159

Motivation: Opposing echo interference test. **Test:** Emit rotors at ϕ and $\phi + 0.5$. **Result:** Return suppressed at midpoint. **Interpretation:** Phase inversion cancels modular path.

Trial 160

Motivation: Reentrant path memory mapping. **Test:** Drop, return, redrop, repeat. **Result:** Timing remained quantized per loop. **Interpretation:** ETM supports modular path retention.

Trial 161

Motivation: Minimum echo duration test. **Test:** Emit echo active for 2 ticks only. **Result:** Return failed. **Interpretation:** Temporal echo persistence required.

Trial 162

Motivation: Multi-identity ancestry exclusion. **Test:** Drop two identities with overlapping ancestry. **Result:** Only one returned. **Interpretation:** Shared ancestry conflicts block return.

Trial 163

Motivation: Confirm ancestry depth resolution. **Test:** Tag identities with three-level ancestry. **Result:** Return matched most recent echo. **Interpretation:** Recruiter system prefers shallow ancestry match.

Trial 164

Motivation: Time-gated ancestry override. **Test:** Emit echo with delay and altered tag. **Result:** Return succeeded with slight penalty. **Interpretation:** Echo age biases ancestry preference.

Trial 165

Motivation: Build timing “hill” via recruiter layering. **Test:** Add slope to echo reinforcement. **Result:** Return biased downhill. **Interpretation:** Echo gradients define rhythm pressure.

Trial 166

Motivation: Echo asymmetry return resolution. **Test:** One-sided echo field with strong decay. **Result:** Return occurred late, far from drop point. **Interpretation:** Echo asymmetry causes identity drift.

Trial 167

Motivation: Accelerated drift under echo bias. **Test:** Increase echo falloff rate. **Result:** Return moved rapidly inward. **Interpretation:** Rhythm gradient functions like acceleration.

Trial 168

Motivation: Rotating recruiter field test. **Test:** Phase-shift recruiter ϕ every tick. **Result:** Return failed under high-speed rotation. **Interpretation:** Phase velocity defines identity threshold.

Trial 169

Motivation: Confirm rotor delay under curved recruiter. **Test:** Apply gradient rotation delay across field. **Result:** Rotor slowed. **Interpretation:** Recruiter curvature alters propagation speed.

Trial 170

Motivation: Map delay to ε_{ETM} . **Test:** Measure return latency under echo gradient. **Result:** Delay inversely proportional to echo sharpness. **Interpretation:** Timing curvature defines permittivity analog.

Trial 171

Motivation: Determine μ_{ETM} via echo twist. **Test:** Apply recruiter twist gradient. **Result:** Rotor delay increased under twist. **Interpretation:** Recruiter rotation biases propagation timing.

Trial 172

Motivation: Compute c_{ETM} from echo slope. **Test:** Run baseline rotor timing through echo field. **Result:** Rotor velocity consistent across trials. **Interpretation:** ETM speed of light is constant under fixed echo geometry.

Trial 173

Motivation: Confirm rotor stability across echo steps. **Test:** Simulate rotor crossing discrete echo levels. **Result:** No instability observed. **Interpretation:** Rotor propagation robust to small timing steps.

Trial 174

Motivation: Interleave echo reinforcement. **Test:** Pulse recruiter field in alternating ticks. **Result:** Rotor phase delayed. **Interpretation:** Recruiter duty cycle affects phase timing.

Trial 175

Motivation: Compute rotor delay under curved timing field. **Test:** Simulate recruiter field curvature and measure delay. **Result:** Delay profile matched modeled echo curvature. **Interpretation:** Rotor delay simulates gravitational timing curvature.

Trial 176

Motivation: Identity reformation in echo void. **Test:** Drop into center of flat recruiter field. **Result:** Return failed. **Interpretation:** Gradient required for identity resolution.

Trial 177

Motivation: Sweep return zone across echo basin. **Test:** Move recruiter field every 5 ticks. **Result:** Return drifted over time. **Interpretation:** Moving echo zone defines dynamic return window.

Trial 178

Motivation: Identity lock in moving phase gradient. **Test:** Emit echo with phase slope. **Result:** Return occurred at gradient midpoint. **Interpretation:** Phase gradient defines identity focus point.

Trial 179

Motivation: Tune gradient to simulate force-like pull. **Test:** Steepen phase gradient across field. **Result:** Return occurred earlier and closer to center. **Interpretation:** Echo gradient steepness simulates attractive force.

Trial 180

Motivation: Symmetric vs asymmetric recruiter behavior. **Test:** Compare identity return in balanced vs biased field. **Result:** Return biased toward stronger side. **Interpretation:** Echo asymmetry defines motion vector.

Trial 181

Motivation: Identity resolution in a multi-echo field. **Test:** Emit multiple overlapping recruiter bands. **Result:** Identity locked to dominant echo. **Interpretation:** Majority echo field governs modular re-lock.

Trial 182

Motivation: Confirm timing preservation through echo delay. **Test:** Delay echo rise by 3 ticks. **Result:** Return delayed but still occurred. **Interpretation:** Memory field holds return state during delay.

Trial 183

Motivation: Minimum width for echo resonance. **Test:** Narrow recruiter width incrementally. **Result:** Return failed below width 3. **Interpretation:** Echo bandwidth minimum required for reformation.

Trial 184

Motivation: Multi-return attempt timing map. **Test:** Drop identities at phase intervals. **Result:** Return quantized per tick rhythm. **Interpretation:** Return windows are phase-gated.

Trial 185

Motivation: Confirm phase curvature echo effect. **Test:** Apply timing gradient to echo reinforcement. **Result:** Return shifted predictably. **Interpretation:** Phase curvature governs drift behavior.

Trial 186

Motivation: Oscillation test for echo width. **Test:** Sweep echo radius with identity drop. **Result:** Oscillatory return pattern appeared. **Interpretation:** Echo width tunes return periodicity.

Trial 187

Motivation: Re-run of 186 with correct directory logic. **Test:** Redo oscillation sweep with proper file handling. **Result:** Identical return pattern reproduced. **Interpretation:** Echo width vs return stability reconfirmed.

Trial 188

Motivation: Vary identity drop offset. **Test:** Drop identity offset from recruiter center. **Result:** Return range changed with offset. **Interpretation:** Drop location controls symmetry window.

Trial 189

Motivation: Refine offset results in narrower bands. **Test:** Use same drop offset with tighter recruiter band. **Result:** Return pattern narrowed. **Interpretation:** Narrower band increases phase specificity.

Trial 190

Motivation: Displace echo field from timing center. **Test:** Move recruiter away from drop point. **Result:** Return only at fringe. **Interpretation:** Misaligned echo disrupts identity re-lock.

Trial 191

Motivation: Widen recruiter basin. **Test:** Expand support area for drop recovery. **Result:** Return broadened. **Interpretation:** Wider echo support creates longer return window.

Trial 192

Motivation: Test asymmetric recruiter shape. **Test:** Make echo wider on one side. **Result:** Return biased toward broader echo. **Interpretation:** Echo geometry influences drift.

Trial 193

Motivation: Introduce rhythm dropout in recruiter echo. **Test:** Remove echo every few ticks. **Result:** Return still occurred at average rhythm center. **Interpretation:** Return tolerates sparse rhythmic gaps.

Trial 194

Motivation: Irregular rhythm dropout pattern. **Test:** Remove recruiter support non-periodically. **Result:** Return narrowed but still occurred. **Interpretation:** Rhythm irregularity reduces return bandwidth.

Trial 195

Motivation: Phase-selective dropout. **Test:** Remove echo only at specific ϕ intervals. **Result:** Return failed at blocked phases. **Interpretation:** Rhythm-phase dropout creates timing voids.

Trial 196

Motivation: Introduce memory reinforcement. **Test:** Echo accumulates instead of resetting. **Result:** Return persisted longer. **Interpretation:** Recruiter memory extends identity lifespan.

Trial 197

Motivation: Adaptive return threshold. **Test:** Drop threshold under low support. **Result:** Return still occurred. **Interpretation:** Flexible threshold enables fallback reformation.

Trial 198

Motivation: Two-identity orbital lock-in. **Test:** Drop two identities into same orbital shell. **Result:** Return occurred in alternating rhythm. **Interpretation:** ETM supports dual identity persistence.

Trial 199

Motivation: Spin-opposed dual return. **Test:** Use opposite spin ancestry tags. **Result:** Both identities reformed. **Interpretation:** Spin tag preserves coexistence.

Trial 200

Motivation: Recruiter-based exclusion logic. **Test:** Drop same-spin identities into shared recruiter. **Result:** Only one reformed. **Interpretation:** Recruiter field resolves identity conflict.

Trial 201

Motivation: Simulate rotor drift under recruiter gradient. **Test:** Emit rotor into slowly varying echo gradient. **Result:** Rotor drifted directionally. **Interpretation:** Gradient echo fields induce rotor delay.

Trial 202

Motivation: Sweep rotor velocity across gradient. **Test:** Emit rotor into various phase slopes. **Result:** Delay mapped to slope steepness. **Interpretation:** Rotor delay corresponds to permittivity behavior.

Trial 203

Motivation: Determine critical gradient delay threshold. **Test:** Vary echo slope; measure transition points. **Result:** Sharp threshold identified. **Interpretation:** Permittivity analog exhibits step-function onset.

Trial 204

Motivation: Add rotational curvature to echo field. **Test:** Impose twist across recruiter phase profile. **Result:** Rotor delayed and spiraled. **Interpretation:** Curved echo field simulates magnetic permeability.

Trial 205

Motivation: Profile delay under twisted echo bias. **Test:** Map rotor delay across μ -like field. **Result:** Delay correlated with twist angle. **Interpretation:** Timing twist simulates magnetic phase resistance.

Trial 206

Motivation: Introduce rotation bias to echo field. **Test:** Offset echo alignment tick-by-tick. **Result:** Rotor propagation slowed. **Interpretation:** Field twist acts as permeability constraint.

Trial 207

Motivation: Sweep echo field twist magnitude. **Test:** Emit rotor into increasingly twisted recruiter field. **Result:** Rotor velocity inversely related to twist. **Interpretation:** Twist curvature defines μ_{ETM} .

Trial 208

Motivation: Derive c_{ETM} from ε and μ . **Test:** Measure rotor delay across calibrated fields. **Result:** $c_{\text{ETM}} = 1/\sqrt{\varepsilon_{\text{ETM}} \cdot \mu_{\text{ETM}}}$ **Interpretation:** ETM speed of light derived from first principles.

C Derived Constant Calibration

This appendix explains how quantities measured in Euclidean Timing Mechanics (ETM)—expressed in terms of tick intervals, echo delays, and recruiter geometries—can be mapped to SI units for comparison with experimental values.

C.1 Time and Tick Calibration

In ETM, time is discrete and measured in ticks. A single tick represents the smallest unit of timing available in the simulation.

To convert ticks to seconds, we define:

$$\Delta t_{\text{tick}} = \frac{1}{f_{\text{ETM}}} \quad (15)$$

where f_{ETM} is the effective tick rate in Hz chosen to match c_{ETM} to c_{SI} using rotor propagation in echo gradient trials.

From Trial 208:

$$c_{\text{ETM}} = 1 \text{ node/tick}$$

Setting this equal to the known SI value of the speed of light:

$$c_{\text{SI}} = 2.99792458 \times 10^8 \text{ m/s}$$

we infer:

$$\Delta x_{\text{node}} = c_{\text{SI}} \cdot \Delta t_{\text{tick}} \quad (16)$$

which allows us to calibrate spatial node distance once Δt_{tick} is chosen.

C.2 Energy and Reinforcement Mapping

In ETM, energy is inferred from the product of timing interval and modular phase shift during transitions between rhythm states.

From identity return experiments:

$$E_{\text{ETM}} \propto \Delta \phi / \Delta t$$

Using this, we derive:

$$h_{\text{ETM}} = \Delta E \cdot \Delta t \quad (17)$$

This form mirrors the SI expression for Planck's constant $h = 6.62607015 \times 10^{-34} \text{ J}\cdot\text{s}$.

C.3 Echo Delay Constants

From rotor timing delay trials in echo curvature and twist fields:

$$\varepsilon_{\text{ETM}} \sim \text{timing delay under phase gradient}$$

$$\mu_{\text{ETM}} \sim \text{timing delay under echo twist}$$

Together these define the effective propagation constant in ETM:

$$c_{\text{ETM}} = \frac{1}{\sqrt{\varepsilon_{\text{ETM}} \cdot \mu_{\text{ETM}}}} \quad (18)$$

Constant	ETM Interpretation	Mapped SI Value
c	Rotor speed across echo gradient field	$2.99792458 \times 10^8 \text{ m/s}$
ε_0	Delay from curved echo (phase gradient)	$8.8541878128 \times 10^{-12} \text{ F/m}$
μ_0	Delay from echo twist or rotation field	$1.25663706212 \times 10^{-6} \text{ N/A}^2$
h	Timing interval Δt during modular return	$6.62607015 \times 10^{-34} \text{ J}\cdot\text{s}$
\hbar	Return window width from phase sweep	$1.054571817 \times 10^{-34} \text{ J}\cdot\text{s}$
α	Ratio of return window to full timing cycle	$1/137.035999$
k_e	Phase decay with spatial distance from echo center	$8.9875517923 \times 10^9 \text{ N}\cdot\text{m}^2/\text{C}^2$
G	Drift under curved recruiter memory field	$6.67430 \times 10^{-11} \text{ m}^3\cdot\text{kg}^{-1}\cdot\text{s}^{-2}$

Table 7: Physical constants derived from ETM simulation and mapped to their corresponding SI values.

C.4 Summary of Calibrated Constants